

index



series index

Accessori	pag. 133
Arena	pag. 219
Arno	pag. 299
Articoli diversi	pag. 444
Atacama	pag. 119
Cooper	pag. 227
Cox	pag. 83
Creta 100	pag. 235
Dax R - Dax	pag. 35
Duomo	pag. 53
F2	pag. 329
Ghibli	pag. 77
Jolly	pag. 271
Lady	pag. 29
Lemon	pag. 127
Le Mans	pag. 103
Liberty	pag. 279
Miura	pag. 265
Mixo TC	pag. 257
Morgana	pag. 21
Ornellaia	pag. 291
Ovo	pag. 67
Pad	pag. 15
Parallel	pag. 111
Pixel New	pag. 59
□	pag. 47
Ricambi	pag. 405
Serie 2T	pag. 389
Shower Line	pag. 145
Shower Power	pag. 183
Smart	pag. 245
Smart medical	pag. 251
Tevere	pag. 313
Water Box	pag. 199

Presentazione azienda

The company

Présentation de la société

Presentación empresa

Firmenpräsentation pag. 2

Norme internazionali

International Rules

Normes internationales

Normas internacionales

Internationale Richtlinien pag. 4-5

Codici/Tabella finiture

Codes/Finishing Chart

Codes/Tableau finitions

Códigos/Tablas acabados

Codes/Tabelle Finishes pag. 6-7

Trattamento PVD

PVD Processing

Traitement PVD

Tratamiento PVD

PVD Behandlung pag. 8

Condizioni generali di vendita

General conditions of sale

Conditions générales de vente

Condiciones generales de venta

Allgemeine Verkaufsbedingungen pag. 9

Art Collection

pag. 13

Shower Line

pag. 145

Shower Power

pag. 183

Water Box

pag. 199

Basic Collection

pag. 217

Th Collection

pag. 327

Vari cucina

Various kitchen

pag. 399

Ricambi

Spare Parts

Pièces de rechange

Repuestos

Ersatzteile pag. 405

l'azienda

IT - Sono gli uomini a fare le aziende.

Paini ne è un esempio.

Da piccola azienda artigiana fondata nel 1954, in 50 anni è arrivata ad essere una delle società leader nel settore.

Alla fine degli anni '60 raggiunse le dimensioni di piccola azienda, nel 1972 avvenne la sua trasformazione in società per azioni e fu necessaria anche la costruzione di uno stabilimento più moderno ed attrezzato.

Il momento di maggiore sviluppo dell'azienda ha coinciso con la nascita del monocomando, negli anni '80. Oggi la Paini è una grande industria che occupa un'area di circa 100.000 mq., di cui 70.000 coperti con una forza lavoro di 390 dipendenti.

La manodopera è attualmente specializzata ed è preparata anche per mezzo di corsi professionali interni; sono previsti stage dedicati a studenti d'istituti tecnico-commerciale. Siamo in grado di proporre un'ampia

gamma di rubinetteria: monocomando, arredobagno e cantiere, per ambienti da cucina, bagno e doccia. L'attuale produzione annua è di circa 4 milioni di pezzi. Il ciclo produttivo prevede l'utilizzo esclusivo di materie prime di qualità superiore, rispondenti alle rigorose norme UNI-CEE. Il Centro Ricerche è dotato di laboratori di prova ed analisi per studi ed acquisizione d'esperienze su problematiche meccaniche, chimiche e funzionali.


La produzione è completamente interna ed a ciclo completo, con ampio utilizzo di tecnologie moderne su macchine transfer e multimandrino. I controlli di qualità sono eseguiti in tutte le fasi di produzione e lavorazione, da quelle principali a quelle aggiunte. A questo scopo sono utilizzati anche strumenti automatici, programmati secondo precisi protocolli di valutazione per ogni lavorazione. La pulitura finale dei pezzi può essere robotizzata come

manuale, a seconda delle problematiche di produzione e del livello di finitura di ogni singolo pezzo. L'impianto di cromatura è uno dei più grandi del mondo nel settore della rubinetteria. Assicura automaticamente lo standard di spessore delle cromature richiesto dalle normative internazionali. I singoli pezzi viaggiano su telai trasportati per via aerea su birotaia elettromeccanica.

La verniciatura avviene internamente, con procedimenti di copertura sia a polvere epossidica che a liquido. Particolarmente apprezzabile l'impianto a trattamento P.V.D., impianto che permette di ricavare finiture più resistenti a quelle tradizionali. I ns. prodotti rispondono agli standard internazionali di molti enti d'unificazione ed è una delle poche aziende italiane del settore a disporre per i propri prodotti dei marchi d'omologazione IAPMO validi per gli U.S.A.



the company



EN - Men build societies.

Paini case is an example of that. Starting from a little craft made factory founded in 1954, in 50 years it has become one of the leader companies in its range. At the end of the Sixties it reached the size of a little company, in 1972 it became a joint-stock company and it was also necessary to build a more modern and equipped plant next to the one already existing. The period of wider development for the company has certainly clashed with the birth of the mixer, in the Eighties. Today Paini is a big company covering an area of about 100,000 square metres, out of which 70,000 covered, with 390 employees working in it.

The staff are highly specialised and educated also through in house refresher courses. We also offer stages to students from technical and commercial institutes. Paini offers a wide range of taps - mixers, bathroom accessories and ship-building industry, kitchen, bath and shower associated products. We proudly produce 4 million pieces per annum. The production cycle provides the usage of high quality raw materials only, in conformity with the strict UNI-CEE standards. Our Research Centre Team provides test laboratories and analysis aiming at studying and gaining experience on mechanical, chemical and functional problems. The production is completely carried out in

house utilising a wide range of modern technological production disciplines on transfer and multi-spindled machines. Quality tests are carried out during all production and handling steps, from the main to the secondary ones. To this aim computerised equipment programmed according to specific evaluation protocols for each handling are used. Final polishing of the pieces can be both robotized and manual, according to the production problems and the finish level every single piece should provide. The chromium plating plant system is one of the largest in the industry and automatically assures the chromium thickness standard in conformity with international norms.

Pieces are carried on air frames sliding on an electromechanical birail. On site we also provide colouring plants using epoxidic powder and liquid. PDV facility proves great success, enabling to get finishes of higher resistance than the traditional ones. Our products meet the international standards of several Union agencies and is one of the few Italian companies in the industry to provide IAPMO certificates, which are valid for the U.S.A. market.

FR - SP - DE - PAGE 456

Paini

norme internazionali

international standars



IT - I prodotti Pains sono realizzati nel rispetto delle rigorose norme internazionali che prevedono l'utilizzo di materie prime di qualità superiore, il controllo sul processo produttivo e l'analisi sul funzionamento di ogni singolo prodotto, garantendo così qualità e sicurezza.

EN - Pains products are realised following the strict international rules which require the use of high quality raw materials, production process control and single product working analysis, thus granting quality and safety.

FR - Les produits Pains sont réalisés selon les rigides normes internationales qui prévoient l'utilisation des matières premières de haute qualité, le contrôle du processus productif et l'analyse sur la bonne marche de chaque article, en garantissant ainsi qualité et sécurité.

SP - Los productos Pains son realizados de acuerdo con la exigentes normas intranacionales que requieren utilización de materias primas de mayor calidad, control del proceso productivo y análisis del funcionamiento de cada producto, garantizando así la calidad y la seguridad.

DE - Die Pains Produkte sind nach den strengsten internationalen Normen realisiert, der vorgesehene gebrauch der erst Materien ist von höchster Qualität, die Kontrolle über den Produktvorgang und die Analyse der einwandfreien Funktionen jedes Artikels garantieren somit Qualität und Sicherheit.



Paini

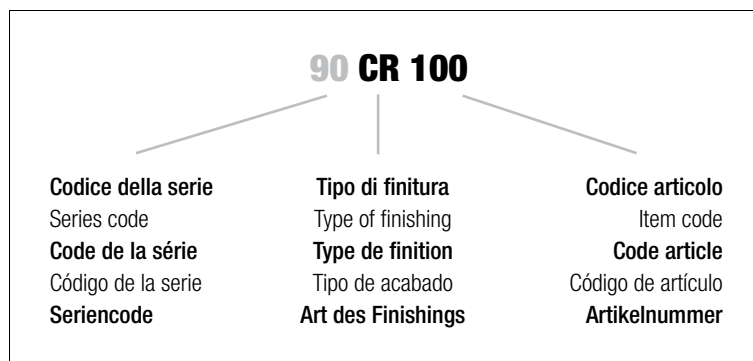


Singapore Institute of Standards
and Industrial Research



come leggere i codici

how to read the codes / comment lire les codes
cómo leer los códigos / die bedeutung der codes



IT - Al fine di facilitare l'abbinamento della finitura ai particolari si rimanda alla tabella indicante le combinazioni disponibili.

EN - For an easier combination of the finishing to the details, please see the chart specifying the combinations available.

FR - Pour faciliter la combinaison de la finition avec les éléments, voir le tableau indiquant les combinaisons disponibles.

SP - Para facilitar la combinación del acabado con los detalles consultar la tabla que indica las combinaciones disponibles.

DE - Um die Kombination des Finishes mit den Einzelteilen zu erleichtern, wird auf die Tabelle verwiesen, die die möglichen Kombinationen angibt.

IT - Il listino prezzi è stato suddiviso in 6 gruppi di prodotti per facilitare la consultazione e la ricerca del prezzo di vendita. Per riferirsi ad uno specifico prodotto occorre sempre indicare la combinazione dei tre codici.

Esempio: 67CR100 - Serie Atomix 2000 (67) - Cromato (CR) - Miscelatore vasca esterno (100)

Nel caso in cui la serie preveda anche diverse finiture per i particolari andrà indicato il quarto codice di riferimento.

Esempio: 67CR100OT - Serie Atomix 2000 - Cromato (CR) - Miscelatore vasca esterno - Con particolari ottonati (OT)

EN - The price list is divided into 6 product groups for easier reference and price of sale consultation. To make reference to a specific product, it is always necessary to indicate the combination of the three codes.

Eg.: 67CR100 - Atomix 2000 Series (67) - Chrome (CR) - Exposed bathtub mixer (100)

Should the series include different finishings as well, the fourth reference code must be indicated for the details.

Eg.: 67CR100OT - Atomix 2000 Series - Chrome (CR) - Exposed bathtub mixer - brass details (OT)

FR - La liste des prix a été subdivisée en 6 groupes de produits afin de faciliter la consultation et la recherche du prix de vente. Pour se référer à un produit spécifique, il faut toujours indiquer la combinaison des trois codes.

Par exemple: 67CR100 - Série Atomix 2000 (67) - Chromé (CR) - Mitigeur externe pour bain (100)

Si la série prévoit également des finitions

pour les détails, le quatrième code de référence sera indiqué.

Par exemple: 67CR100OT - Série Atomix 2000 - Chromé (CR) - Mitigeur externe pour bain - Avec éléments en laiton (OT)

SP - La lista de precios ha sido dividida en 6 grupos de productos para facilitar la consulta y la búsqueda del precio de venta. Para hacer referencia a un específico producto se debe siempre indicar la combinación de los tres códigos.

Ejemplo: 67CR100 - Serie Atomix 2000 (67) - Cromado (CR) - Mezclador para bañera externo (100)

En caso de que la serie prevea también acabados diferentes para los detalles, se deberá indicar el cuarto código de referencia.

Ejemplo: 67CR100OT - Serie Atomix 2000 - Cromado (CR) - Mezclador para bañera externo - Con detalles en latón (OT)

DE - Die Preisliste wurde in 8 Produktgruppen unterteilt, um die Durchsicht und die Suche nach dem Verkaufspreis zu erleichtern. Die Abkürzung der einzelnen Produkte besteht aus drei Codes:

Beispiel: 67CR100 - Serie Atomix 2000 (67) - Verchromt (CR) - Aufputz-Wannenmischbatterie (100)

Sollten innerhalb der Serie für die Einzelteile verschieden Finishes vorgesehen sein, wird dies durch den vierten Bezugscode angezeigt

Beispiel: 67CR100OT - Serie Atomix 2000 (67) - Verchromt (CR) - Aufputz-Wannenmischbatterie (100) - Mit Messing überzogenen Einzelteilen (OT)

codici finiture

finishing codes / codes finitions
códigos acabados / ausföhrungen kode



CR
CROMO
CHROME
CHROMÉ
CROMO
CHROM



OP
PVD ORO
PVD GOLD
PVD OR
PVD ORO
PVD GOLD



TD
TERRA DI FRANCIA
FRANCE EARTH
TERRE DE FRANCE
TIERRA DE FRANCIA
FRANKREICH BODEN



BD
BIANCO
WHITE
BLANC
BLANCO
WEISS



BY
BIANCO OPACO
MATT WHITE
BLANC MAT
BLANCO MATE
MATT WEISS



YO
NERO OPACO
MATT BLACK
NOIR MAT
NEGRO MATE
MATT SCHWARZ



NR
NERO
BLACK
NOIR
NEGRO
SCHWARZ



F3
OTTONE ANTICO
AGED BRASS
LAITON ANCIEN
LATÓN ANTIGUO
MESSING ANTIK



OT
OTTONATO
BRASS
LAITON
LATÓN
MESSING



QL
RAME ANTICO
AGED COPPER
CUIVRE ANCIEN
COBRE ANTIGUO
KUPFER ANTIK



PW
PVD NICHEL ANTICO
AGED NICKEL PVD
PVD NICKEL ANCIEN
PVD NÍQUEL ANTIGUO
PVD NICKEL ANTIK

trattamento PVD

PVD treatment



I componenti da rivestire vengono dapprima accuratamente scelti e sgrassati
Components to be treated are carefully selected and degreased



Preparati su appositi supporti in attesa del caricamento in macchina

Carico macchina completo
Machine full load

They are set on proper frames before being introduced into the chamber

IT - Breve descrizione del processo:
I componenti da rivestire vengono posti in una camera successivamente posta sottovuoto fino a pressioni nell'ordine di 5-10 mbar. All'interno di quest'ultima vengono generati i vapori dei materiali (titanio o zirconio) che costituiranno il rivestimento. I vapori si diffondono nella camera, raggiungendo anche i substrati, dove condensano. La condensazione avviene in presenza di gas di processo (Argon, Azoto, Metano) introdotti in maniera controllata nella camera. In tal modo alla condensazione si aggiungono chimiche che portano alla formazione di composti diversi da quelli di partenza.

Un ciclo standard prevede:
Evacuazione della camera e accensione dei riscaldatori. Da 50° C per i materiali plastici fino a 200° C per l'ottone. Test di caduta di pressione. Pulizia ionica mediante bombardamento ionico. Deposizione fino a 99 strati diversi; in particolare è possibile deporre strati a composizione graduata variando la composizione della miscela di gas all'interno di ogni strato.

Rivestimenti:

- TiN (nitruro di titanio): colore giallo-oro spessore ca 0,5 micron
- ZrN (nitruro di zirconio): colore grigio spessore ca 0,5 micron

EN - Brief description of the process:
Components to be treated are set in a chamber which is then vacuum-sealed at pressures of 5-10mbar. Inside the chamber titanium and zirconium vapours, which will form the coating, are produced. Vapours spread in the chamber and condense deep in the substrates. Condensation develops in the presence of process gases (argon, nitrogen and methane) that are introduced into the chamber in a controlled way. Added to condensation, these chemical processes form compounds that are different from the starting ones.

A standard cycle includes:
Chamber vacuum sealing and starting of the heaters. Pressure drop test. Ionic cleaning by means of ionic bombardment. Deposition up to 99 different layers.

Coatings:

- TiN (titanium nitride): yellow-gold colour around 0.5 micron thick.
- ZrN (zirconium nitride): grey colour around 0.5 micron thick.

VANTAGGI

Con la scelta del rivestimento in PVD si ha la possibilità di avere un prodotto più resistente alla corrosione, con una buona resistenza all'urto e all'abrasione, senza la necessità di finiture di protezione. Questo tipo di trattamento PVD, rispetto ai tradizionali processi di rivestimento, è molto più ecologico, permettendo comunque di avere una vasta gamma di finiture.

ADVANTAGES

With the choice of the PVD coating is the payout has to have a product more resistant to corrosion, good resistance to impact and abrasion without the need for protective finishes. This type of PVD, compared to conventional coating processes, is much more environmentally friendly, while allowing to have a wide range of finishes.

condizioni generali di vendita

PREZZI

I prezzi dei ns. listini sono soggetti a variazioni e non sono impegnativi, senza la ns. conferma. Essi s'intendono per merce resa franco nostro stabilimento, imballo escluso.

ORDINI

Gli ordini ricevuti tramite la corrispondenza, fax o rappresentanti si considerano impegnativi solo dopo la nostra conferma debitamente sottoscritta. Con il conferimento dell'ordine il cliente accetta automaticamente tutte le condizioni di vendita di seguito indicate.

CONSEGNA

I termini di consegna sono approssimativi e non vincolanti e non danno diritto al committente di annullare l'ordine o di reclamare danni di qualsivoglia natura, per ritardi derivanti da accidenti di fabbricazione, mancanza di materie prime, scioperi, interruzioni, ritardi nei trasporti o altre cause di forza maggiore. La merce viaggia a rischio e pericolo del committente, anche quando non è venduta franco destino; la spedizione sarà effettuata nel modo più opportuno senza che ciò possa dar luogo a reclami di sorta. Non saranno accettati reclami per ritardi, guasti, ammacchi che possano verificarsi in viaggio per qualsiasi causa e spetta comunque al committente fare gli eventuali reclami nei confronti dei vettori responsabili.

RECLAMI

La merce deve essere verificata alla consegna; eventuali reclami saranno tenuti in considerazione se fatti tramite lettera raccomandata entro otto giorni dalla consegna. Se per qualsiasi motivo dovesse sorgere una qualsivoglia controversia in dipendenza delle

ordinazioni assunte o forniture da noi eseguite è espressamente convenuto che si dovrà adire esclusivamente alla competenza del Tribunale di Novara.

PAGAMENTI

I pagamenti delle fatture sono validi e liberatori se eseguiti direttamente al nostro domicilio per contanti netto, salvo accordi diversi. Ogni altro tipo di pagamento è effettuato a rischio e pericolo del cliente. In caso di ritardo di pagamento, sulle cifre ancora scoperte decorreranno gli interessi di mora e sarà nostra facoltà emettere tratta a saldo di quanto dovuto, senza che il cliente possa sollevare obiezioni di sorta. Qualora i pagamenti non siano effettuati anche solo in parte, la merce rimane di nostra proprietà sino al saldo totale della fattura; in tal caso è nostra facoltà sospendere le consegne in corso e annullare i restanti ordini.

GARANZIA

Tutti i nostri articoli sono accuratamente provati, controllati e garantiti per cinque anni dalla data della fatturazione. La nostra responsabilità si limita nell'accettare il ritorno della merce, franco di porto e sostituirne i pezzi eventualmente riscontrati difettosi, senza perciò essere tenuti ad alcun indennizzo per danni causati da difetti di fabbricazione. Non possiamo inoltre accettare alcuna responsabilità per difetti che risultassero da eventuali manomissioni dei materiali da noi forniti. Inoltre la nostra responsabilità cessa qualora il cliente non abbia osservato le condizioni di pagamento indicate sulla nostra fattura.

IL PRESENTE LISTINO ANNULLA E SOSTITUISCE I PRECEDENTI

general sales conditions

PRICES

Our quotations are subject to alteration and are not binding without our confirmation. These are for goods delivered Ex-Works Pogno, package not included.

ORDERS

The orders received by letter, fax or by means of agents are valid after our signed confirmation. Concerning orders, the customer fully and tacitly accepts all our sales terms.

DELIVERY

Delivery terms are approximate and not binding and don't forgive the right to the purchaser to cancel the order or claim for damages occurred during manufacturing, storage of raw materials, strikes, stoppages, delay in transport or other circumstances beyond our control.

Goods are carried at customer's risk even if they are delivered free of carriage. We are not responsible for any delay, breakage or deficit it may occur.

CLAIMS

Goods have to be tested from the buyer after delivery and claims will be accepted if presented by registered seller not later than 8 days from the delivery of the goods. For any controversy that may arise, the 2 Partners are compelled to apply to the Court of Law of Novara.

PAYMENTS

The payment shall be effected at our domicile, by cash, unless a special agreement of deferred payment. The seller may postpone the fulfillment of his own obligation until such payment is made. The goods remain of our property until the total payment of our invoices, being understood the obligation to send totally back the same even if invoice has been partially paid.

GUARANTEE

All our articles are always carefully tested and they have a 5 years guarantee. Returns of goods are acceptable but the cost of transport to be buyer's account. Damaged items are replaced only after a verify that no tampering have been made. Our responsibility ends when the customer does not observe the terms of payment indicated on invoice.

THIS PRICE-LIST CANCELS AND REPLACES THE PREVIOUS ONES

modulo di reclamo

claim ticket / formulaire de réclamation
modulo de análisis / reklamationformular

IT - È stata decisa l'introduzione di un modulo di reclamo al fine di migliorare i servizi offerti alla nostra clientela.

In caso di malfunzionamento l'utente dovrà presentarsi al negozio presso il quale è stato effettuato l'acquisto con il rubinetto difettoso e il tagliando giallo. L'esercente dovrà compilarlo in ogni sua parte in quanto la sostituzione della merce è vincolata alla presenza del suddetto tagliando compilato in ogni sua parte e reintrodotta nella confezione. La nostra azienda, ha inoltre istituito un servizio di ricambistica, al fine di gestire le piccole difettosità senza ricorrere alla sostituzione dell'intero articolo.

EN - In order to increase our customer service, a claim ticket has been introduced in all our boxes. In case of bad functioning or defects, the user will have to go to the dealer where the faucets had been bought and give the yellow ticket together with the defective article. The seller will have to fill it in carefully as the replacement of the article will not be possible if the completed ticket will not be included in the box. Our factory has also settled a spare parts service in order to handle

with the little defects to avoid the need of replacing the whole article.

FR - Pour améliorer notre service à la clientèle, nous avons introduit un formulaire de réclamation dans tous nos boîtes. En cas de mauvais fonctionnement du robinet, le client doit se présenter au magasin où l'article a été acheté avec le robinet défectueux et le coupon jaune. Le commerçant doit le remplir en tous ses parties, étant donné que la substitution de la marchandise ne peut pas être effectuée sans le formulaire complet introduit dans la boîte. Notre entreprise a aussi institué un service de pièces détachées afin de gérer les petites déficiences sans remplacer l'article complet.

SP - Se ha decidido la introducción de un modulo de análisis con la finalidad de mejorar los servicios ofrecidos a los usuarios. En caso de funcionamiento no correcto el cliente tendrá que acercarse a la tienda donde se ha realizada la compra con el grifo defectuoso y el albarán de control en color amarillo. El vendedor tendrá que rellenarlo en todas las partes en cuanto la sustitución de la

mercancía es vinculada a su presencia y compilado por completo, posteriormente se presencia en la caja del producto averiado. La empresa además ha constituido un servicio de recambios, con el fin de gestionar las pequeñas defectuosidad sin que tener que sustituir por completo el producto.

DE - Wir haben ein Reklamation-Formular erstellt, um unseren Kundendienst zu verbessern. Im Falle eines Defekts, bitten wir den Kunden die defekte Armatur mit dem gelben beiliegenden Schein bei der Verkaufsstelle zu retournieren. Der Schein muss von der Verkaufsstelle richtig ausgefüllt, mit dem defekten Artikel verpackt und an uns retourniert werden. Nur so ist Paini in der Lage die Ware zu ersetzen. Es können auch diverse Ersatzteile, oder Zubehör, via unserem Kundendienst bestellt werden, ohne dass man die ganze Armatur austauschen muss.

Attenzione! Il presente tagliando deve essere conservato per eventuali reclami.

Data acquisto _____ Data reso _____ Difetto Estetico Difetto Tenuta Difetto contenuto
 Difetto Termostatico Difetto meccanico Specificare _____

Attention! This coupon should be kept in case of complaint.

Purchase date _____ Return date _____ Aesthetic defect Seal defect Defect of content
 Thermostatic defect Mechanical defect Specify _____

Attention! il faut garder cette fiche pour réclamations éventuelles.

Date d'achat _____ Date du retour _____ Défaut esthétique Défaut d'étanchéité Défaut contenu
 Défaut Thermostatique Défaut mécanique Préciser _____

Atención! Este modulo tiene que ser guardado para eventuales reclamaciones.

Fecha de compra _____ Fecha de restitución _____ Defecto estético Defecto de estanquidad Defecto contenido
 Defecto Termostático Difetto mecánico Especificar _____

Achtung! dieser Abschnitt soll für eventuelle Reklamationen bewahrt werden.

Einkaufsdatum _____ Retourdatum _____ Ästhetischer Fehler Dichtungsfehler Stofffehler
 Thermostatischer Fehler Mechanischer Fehler Genau angeben _____

a

**art
collection**

ÓPaini



PD pad
pag. 15



73 morgana
pag. 21



89 lady
pag. 29



84 dax R - dax
pag. 35



19 □
pag. 47



88 duomo
pag. 53



81 pixel new
pag. 59



86 ovo
pag. 67



44 ghibli
pag. 77



78 cox
pag. 83



90 le mans
pag. 103



47 parallel
pag. 111



WW atacama
pag. 119




83 lemon
pag. 127



accessori
pag. 133

PD pad





Solid Surface è un materiale omogeneo in tutto il suo spessore, resistente, conserva inalterato nel tempo il suo aspetto originale
 Full thickness uniform material, strong, keeps his original nature over time

Material homogéneo en todo su espesor, resistente, mantiene intacto su aspecto original a través del tiempo

Material homogéneo en todo su espesor, resistente, mantiene intacto su aspecto original a través del tiempo

Homogenes Material in all seiner Dicke, langlebig, hält im Laufe der Zeit ihr ursprüngliches Aussehen.

Serie dotata di miscelatori termostatici (vedi sezione TH Collection)
 Series with thermostatic mixers available (see TH Collection section)
Série avec robinetterie thermostatique (voir la section TH Collection)
 Serie con mezcladores termostáticos (ver la sección TH Collection)
Serie mit Thermostat-Batterien verfügbar (Abschnitt TH Collection sehen)

pad

PDCR100B0

Miscelatore vasca esterno completo

Single lever complete bath-shower mixer

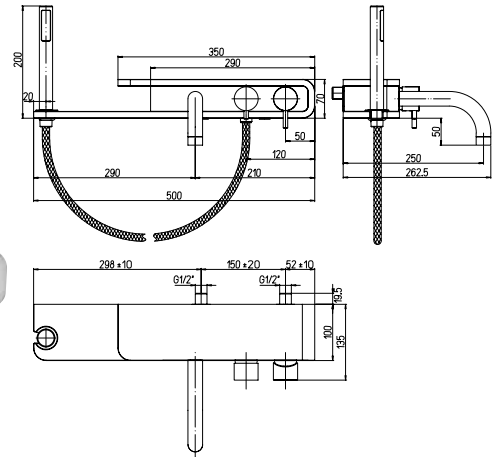
Mitigeur bain-douche apparent avec garniture de douche

Mezclador monomando baño-ducha con equipo ducha

Bademischer mit Brausegarnitur

RICAMBI / SPARE PARTS:

53CC956G350 CARTUCCIA / CARTRIDGE



CR/BO

934,50

PDCR208B0

Miscelatore lavabo a muro

Single-lever wall mounted mixer

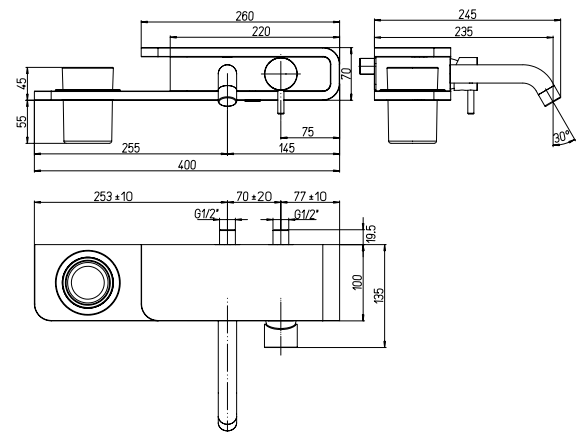
Mitigeur lavabo mural

Mezclador empotrable para lavabo

Wand-Waschtischmischer

RICAMBI / SPARE PARTS:

53CC956G350 CARTUCCIA / CARTRIDGE



CR/BO

871,50

PDCR306B0

Miscelatore bidet a muro

Single-lever wall mounted bidet mixer

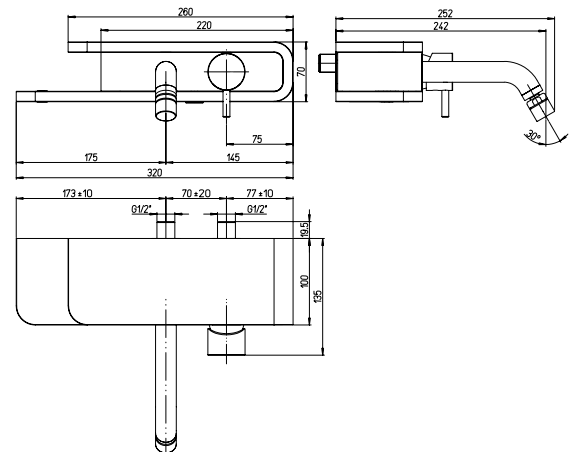
Mitigeur bidet mural

Mezclador empotrable para bidé

Wand-Bidetmischer

RICAMBI / SPARE PARTS:

53CC956G350 CARTUCCIA / CARTRIDGE



CR/BO

819,00

73CR306B0C1

Miscelatore monoforo bidet, scarico automatico 1"1/4

Single-lever bidet mixer with 1"1/4 pop-up waste

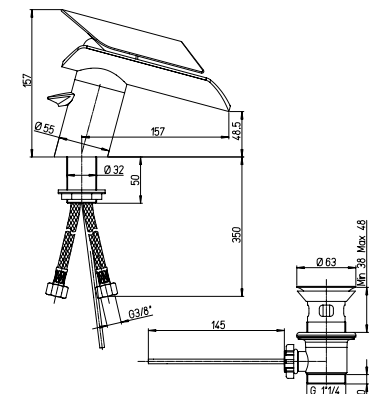
Mitigeur bidet avec vidage automatique 1"1/4

Mezclador monomando bidé con desagüe automático 1"1/4

Bidetmischer Ab- und Überlaufgarnitur 1"1/4

RICAMBI / SPARE PARTS:

53CC956G25 CARTUCCIA / CARTRIDGE



CR/BO

524,00

78..306

Miscelatore monoforo bidet, scarico automatico 1"1/4

Single-lever bidet mixer with 1"1/4 pop-up waste

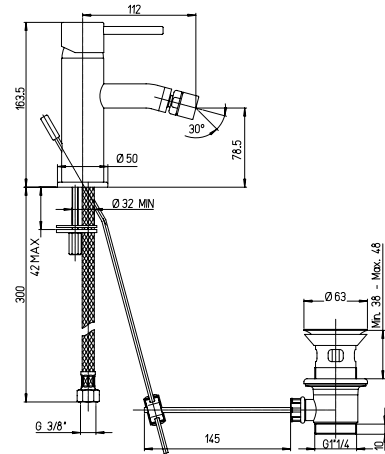
Mitigeur bidet avec vidage automatique 1"1/4

Mezclador monomando bidé con desagüe automático 1"1/4

Bidetmischer Ab- und Überlaufgarnitur 1"1/4

RICAMBI / SPARE PARTS:

53CC956GMD CARTUCCIA / CARTRIDGE



CR

144,00

PDCR511BOTH

Miscelatore doccia esterno termostatico

Thermostatic shower mixer

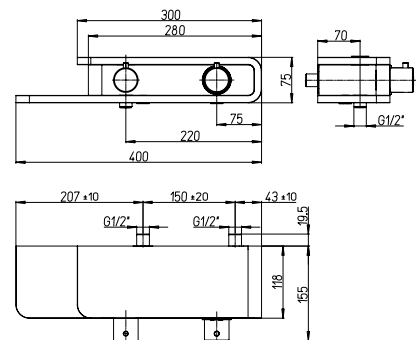
Mitigeur thermostatique douche mural nu

Mezclador termostático ducha

Thermostat-Brausebatterie

RICAMBI / SPARE PARTS:

2TCC959FNF CARTUCCIA TERMO / THERMO CARTRIDGE



CR/BO

819,00

PDCR689B0

Miscelatore doccia esterno con dotazione colonna e doccetta

Single lever shower mixer with shower column and handshower

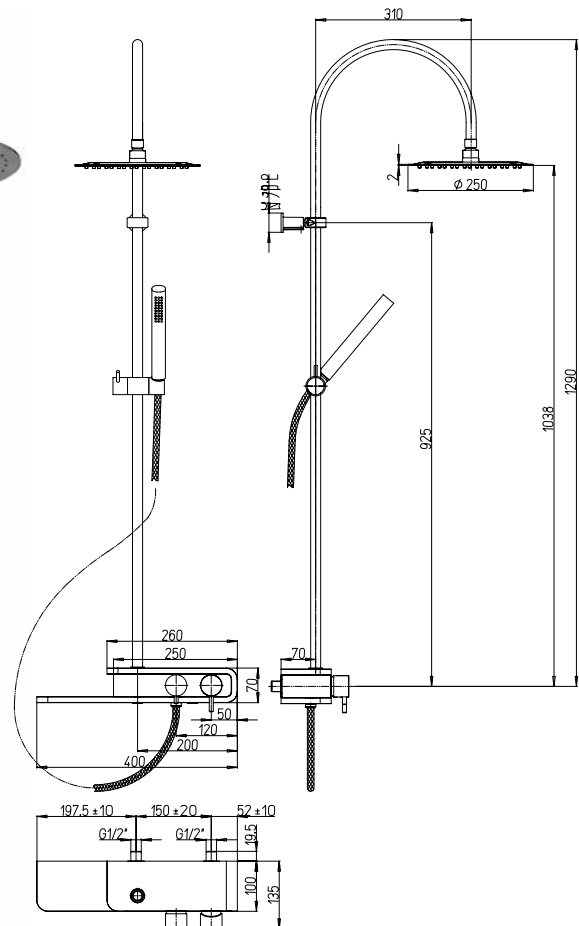
Mitigeur douche avec colonne de douche et douchette à main

Mezclador ducha exterior con columna y maneral

Brausemischer mit Brausesäule und Handbrause

RICAMBI / SPARE PARTS:

53CC956G350 CARTUCCIA / CARTRIDGE



CR/BO

1.290,00

PDCR689BOTH

Miscelatore termostatico doccia esterno con pulsante di sicurezza 38°, con doccia e soffione

Complete thermostatic shower mixer with headshower, hand shower and 38° safety stop button

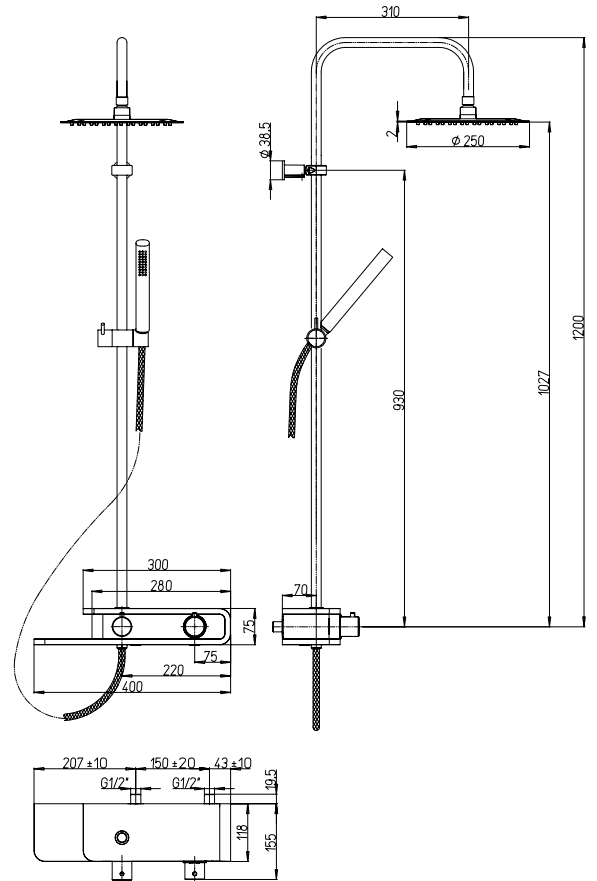
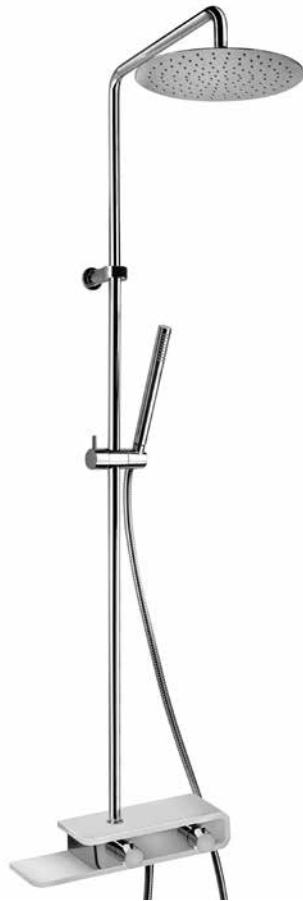
Mitigeur thermostatique douche complet avec douchette et pomme de tête, bouton de sécurité 38°

Mezclador termostático ducha con ducha y rociador, tope de seguridad 38°

Thermostat-Brausemischer komplett mit Hand- und Kopfbrause, Sicherheitssperre bei 38°

RICAMBI / SPARE PARTS:

2TCC959FNF CARTUCCIA TERMO / THERMO CARTRIDGE



CR/BO

1.290,00

73 morgana

design Arch. Mirko Bosio

*

CR	Cromo/Vetro -Chrome/Verre- Chrome/Glass -Chrom/Glas- Cromo/Vidrio Cromo/Cromo -Chrome/Chrome- Chrome/Chrome -Chrom/Chrom- Cromo/Cromo Cromo/Wengé -Chrome/Wengé- Chrome/Wengé -Chrom/Wengé- Cromo/Wengé
PW	Pvd/Vetro -Pvd/Verre- Pvd/Glass -Pvd/Glas- Pvd/Vidrio Pvd/Cromo -Pvd/Chrome- Pvd/Chrome -Pvd/Chrom- Pvd/Cromo Pvd/Wengé -Pvd/Wengé- Pvd/Wengé -Pvd/Wengé- Pvd/Wengé
OP	Oro Pvd/Vetro -Or Pvd/Verre- Gold Pvd/Glass -Gold Pvd/Glas- Oro Pvd/Vidrio Oro Pvd/Oro Pvd -Or Pvd/Or Pvd- Gold Pvd/Gold Pvd -Gold Pvd/Gold Pvd- Oro Pvd/Oro Pvd Oro Pvd/Wengé -Or Pvd/Wengé- Gold Pvd/Wengé -Gold Pvd/Wengé- Oro Pvd/Wengé





Serie dotata di miscelatori termostatici (vedi sezione TH Collection) e di accessori bagno (vedi pag.136)

Series available with thermostatic mixers (see TH Collection section) and accessories (see page 136)

Série avec robinetterie thermostatique (voir la section TH Collection) et accessoires (voir à la page 136)

Serie con mezcladores termostáticos (ver la sección TH Collection) y accesorios (ver a la página 136)

Serie mit Thermostat-Batterien (Abschnitt TH Collection sehen) und Toilettenartikeln (Seite 136 sehen) verfügbar

73..100VR

Gruppo vasca esterno completo

Complete bath-shower mixer

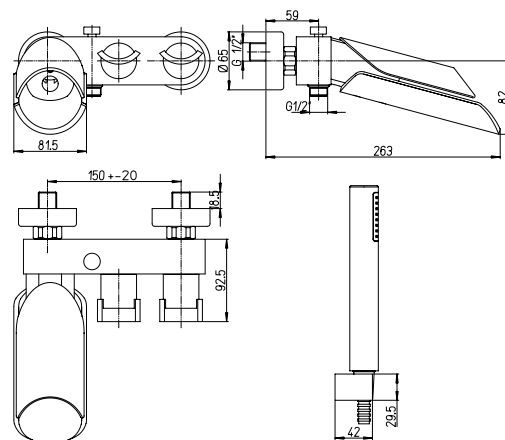
Mélangeur bain-douche apparent avec garniture de douche

Mezclador baño-ducha con equipo ducha

Wannenbatterie mit Brausegarnitur

RICAMBI / SPARE PARTS:

53CC581AD VITONE / HEADWORK



* CR	542,00
PW	813,00
OP	813,00

73..105VR

Gruppo vasca esterno con doccia "Duplex"

Bath-shower mixer with adjustable shower kit

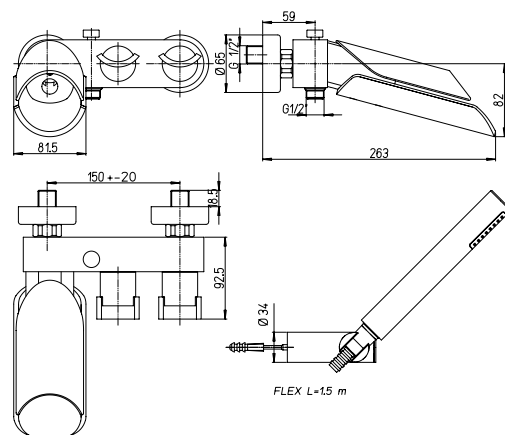
Mélangeur bain-douche apparent avec garniture de douche orientable

Mezclador baño-ducha con equipo ducha, soporte articulado

Wannenbatterie mit Brausegarnitur, Brausehalter verstellbar

RICAMBI / SPARE PARTS:

53CC581AD VITONE / HEADWORK



* CR	544,00
PW	817,00
OP	817,00

81..131

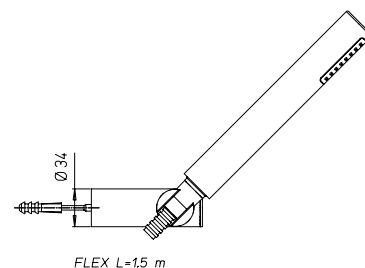
Duplex esterno

Adjustable shower kit

Garniture de douche orientable

Equipo ducha con soporte articulado

Brausegarnitur mit Brausehalter schwenkbar



* CR	63,00
PW	94,50
OP	94,50

73..108VRLL

Vasca miscelatore monocomando a colonna

Single lever column bath mixer

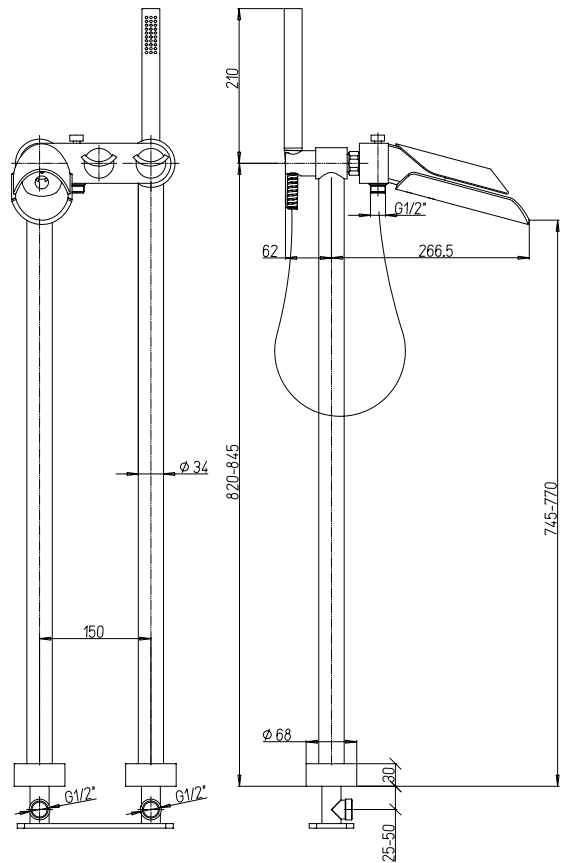
Mitigeur bain à colonne

Einhand Wannenbatterie Standmontage

Bañera mezclador monocomando a columna

RICAMBI / SPARE PARTS:

53CC581AD VITONE / HEADWORK



CR **1.406,00**

73..111VR

Gruppo vasca esterno senza "Duplex"

Bath mixer

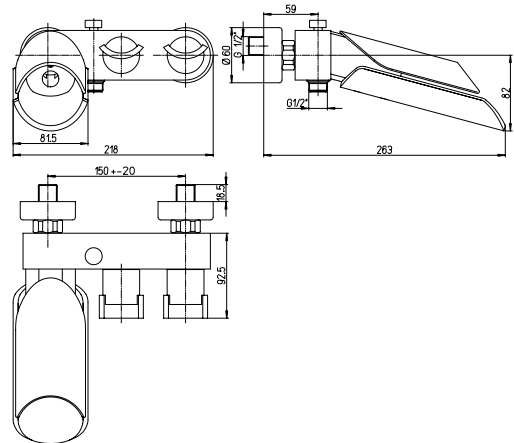
Mitigeur bain-douche apparent nu

Mezclador para bañera

Wannenbatterie

RICAMBI / SPARE PARTS:

53CC581AD VITONE / HEADWORK



* CR **495,00**

PW **743,00**

OP **743,00**

73..205VRLL

Miscelatore monoforo lavabo, tipo alto, senza scarico

Single-lever basin mixer, high model, without waste

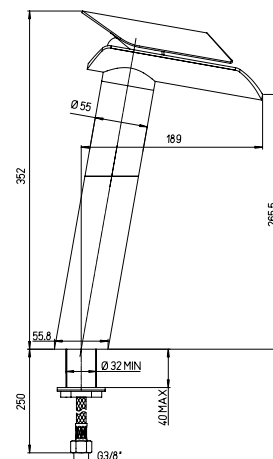
Mitigeur lavabo, type haut, sans vidage

Mezclador monomando lavabo alto sin desagüe

Waschtischmischer, hohe Ausführung ohne Ablaufgarnitur

RICAMBI / SPARE PARTS:

53CC956G25 CARTUCCIA / CARTRIDGE



* CR **627,00**

PW **941,00**

OP **941,00**

morgana

73..205VRLJ0

Miscelatore monoforo lavabo, tipo alto, senza scarico

Single-lever basin mixer, high model, without waste

Mitigeur lavabo, type haut, sans vidage

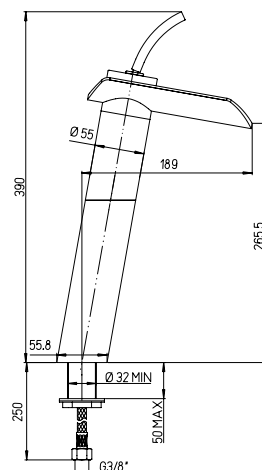
Mezclador monomando lavabo alto sin desagüe

Waschtischmischer, hohe Ausführung ohne Ablaufgarnitur

RICAMBI / SPARE PARTS:

53CC956G25JO CARTUCCIA / CARTRIDGE

* CR	627,00
PW	941,00
OP	941,00



73..211VR

Miscelatore monoforo lavabo, scarico automatico 1"1/4

Single-lever basin mixer with 1"1/4 pop-up waste

Mitigeur lavabo avec vidage automatique 1"1/4

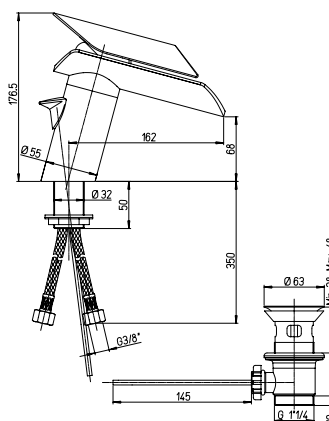
Mezclador lavabo con desagüe automático 1"1/4

Waschtischmischer Ab- und Überlaufgarnitur 1"1/4

RICAMBI / SPARE PARTS:

53CC956G25 CARTUCCIA / CARTRIDGE

* CR	524,00
PW	787,00
OP	787,00



73..137VR

Lavabo miscelatore monocomando a colonna

Single lever column basin mixer

Mitigeur lavabo à colonne

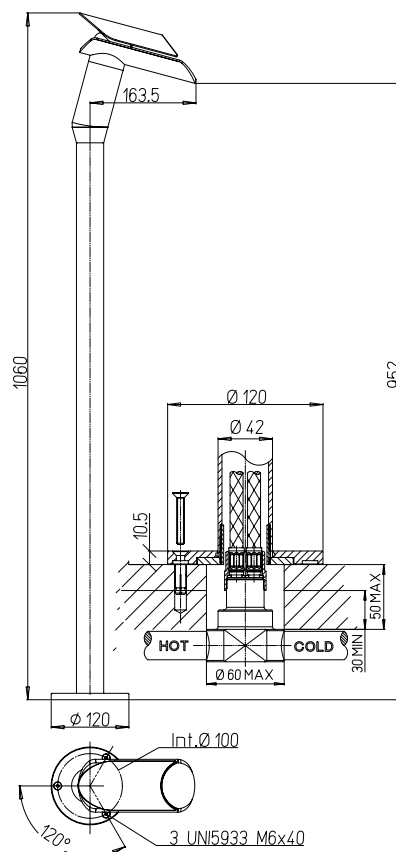

Einhand Waschtischmischer Standmontage

Lavabo mezclador monocomando a columna

RICAMBI / SPARE PARTS:

53CC956G25 CARTUCCIA / CARTRIDGE

CR	1.166,00
----	-----------------



73..211VRJO

Miscelatore monoforo lavabo, scarico automatico 1"1/4

Single-lever basin mixer with 1"1/4 pop-up waste

Mitigeur lavabo avec vidage automatique 1"1/4

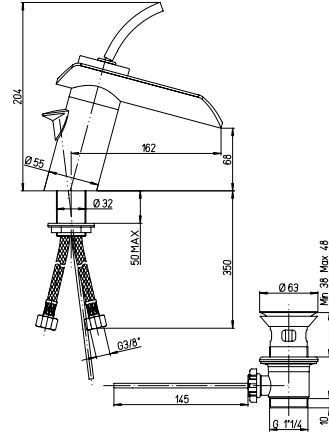
Mezclador lavabo con desagüe automático 1"1/4

Waschtischmischer Ab- und Überlaufgarnitur 1"1/4

RICAMBI / SPARE PARTS:

53CC956G25JO CARTUCCIA / CARTRIDGE

* CR	524,00
PW	787,00
OP	787,00



73..306VR

Miscelatore monoforo bidet, scarico automatico 1"1/4

Single-lever bidet mixer with 1"1/4 pop-up waste

Mitigeur bidet avec vidage automatique 1"1/4

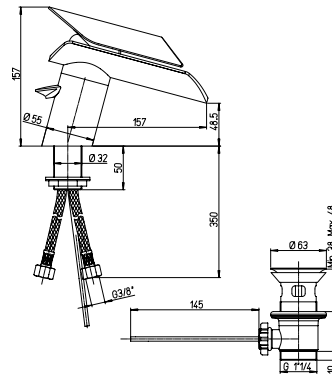
Mezclador monomando bidé con desagüe automático 1"1/4

Bidetmischer Ab- und Überlaufgarnitur 1"1/4

RICAMBI / SPARE PARTS:

53CC956G25 CARTUCCIA / CARTRIDGE

* CR	524,00
PW	787,00
OP	787,00



73..306VRJO

Miscelatore monoforo bidet, scarico automatico 1"1/4

Single-lever bidet mixer with 1"1/4 pop-up waste

Mitigeur bidet avec vidage automatique 1"1/4

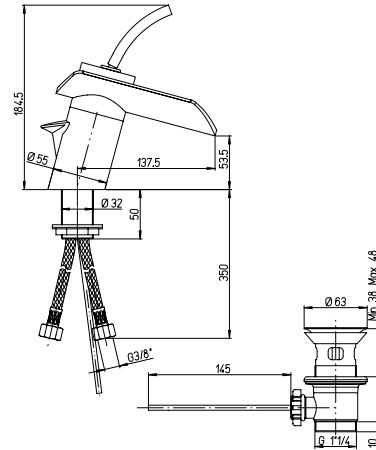
Mezclador monomando bidé con desagüe automático 1"1/4

Bidetmischer Ab- und Überlaufgarnitur 1"1/4

RICAMBI / SPARE PARTS:

53CC956G25JO CARTUCCIA / CARTRIDGE

CR	524,00
PW	787,00
OP	787,00



73..430VR

Bocca / Soffione

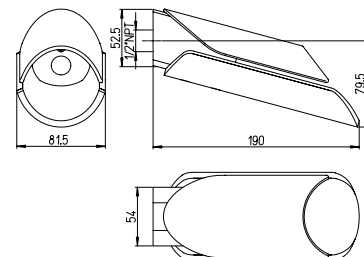
Spout / Showerhead

Bec / Pomme de tête

Caño / Rociador

Auslauf / Brausekopf

* CR	280,00
PW	419,00
OP	419,00



morgana

73..440

Duplex incasso

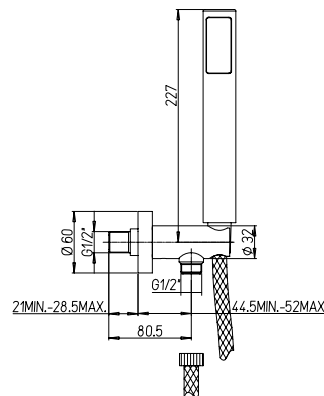
Built-in shower kit

Garniture de douche à encastrer

Equipo ducha con soporte articulado empotrar

Einbau Brausegarnitur mit Brausehalter

* CR	105,00
PW	142,00
OP	142,00



73..579VR

Miscelatore monoforo lavello con bocca girevole

Kitchen mixer with swivel spout

Mitigeur évier avec bec orientable

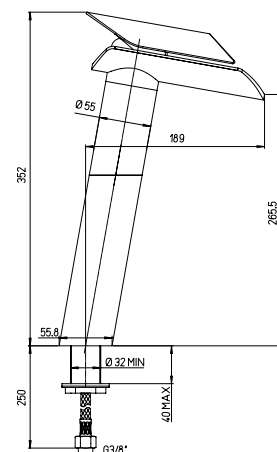
Mezclador fregadero con caño giratorio

Spültischmischer mit schwenkbarem Auslauf

RICAMBI / SPARE PARTS:

53CC956G25 CARTUCCIA / CARTRIDGE

* CR	630,00
PW	850,00



73..690

Miscelatore doccia incasso

Built-in single-lever shower mixer

Mitigeur douche à encastrer

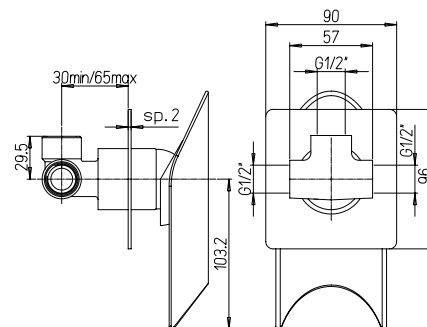
Mezclador ducha empotrado

Einbau Brausebatterie

RICAMBI / SPARE PARTS:

53CC956GM CARTUCCIA / CARTRIDGE

* CR	164,00
PW	246,00
OP	246,00



73..400

Rubinetto di arresto 1/2"

1/2" stop valve

Robinet d'arrêt 1/2"

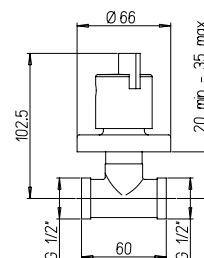
Llave de paso 1/2"

1/2" Absperrventil

RICAMBI / SPARE PARTS:

53CC581AD VITONE / HEADWORK

* CR	72,00
PW	98,00
OP	98,00



89 lady

design Arch. Mirko Bosio





Serie dotata di miscelatori termostatici (vedi sezione TH Collection) e di accessori bagno (vedi pag.138)

Series available with thermostatic mixers (see TH Collection section) and accessories (see page 138)

Série avec robinetterie thermostatique (voir la section TH Collection) et accessoires (voir à la page 138)

Serie con mezcladores termostáticos (ver la sección TH Collection) y accesorios (ver a la página 138)

Serie mit Thermostat-Batterien (Abschnitt TH Collection sehen) und Toilettenartikeln (Seite 138 sehen) verfügbar

lady

89..100

Miscelatore vasca esterno completo

Single lever complete bath-shower mixer

Mitigeur bain-douche apparent avec garniture de douche

Mezclador monomando baño-ducha con equipo ducha

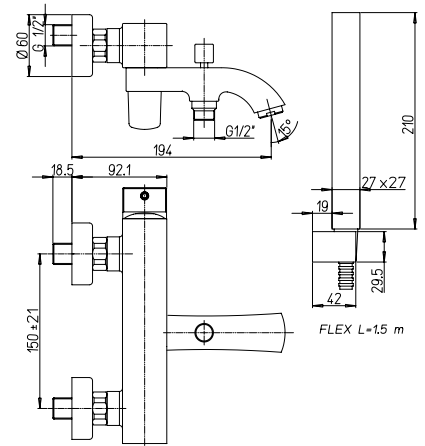
Bademischer mit Brausegarnitur

RICAMBI / SPARE PARTS:

53CC956GM CARTUCCIA / CARTRIDGE

CR **327,00**

OP - PW - YO - BY **441,00**



89..105

Miscelatore vasca esterno con doccia "Duplex"

Single lever bath-shower mixer with adjustable shower kit

Mitigeur bain-douche apparent avec garniture de douche orientable

Mezclador monomando baño-ducha con equipo ducha, soporte articulado

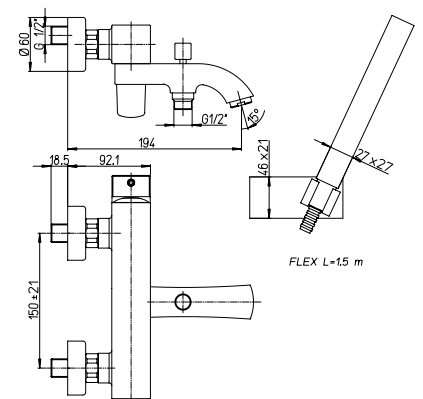
Bademischer mit Brausegarnitur, Brausehalter verstellbar

RICAMBI / SPARE PARTS:

53CC956GM CARTUCCIA / CARTRIDGE

CR **351,00**

OP - PW - YO - BY **474,00**



82..131

Duplex esterno

Adjustable shower kit

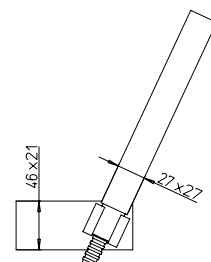
Garniture de douche orientable

Equipo ducha con soporte articulado

Brausegarnitur mit Brausehalter schwenkbar

CR **119,00**

PW **178,50**



89..111

Miscelatore vasca esterno senza "Duplex"

Single-lever bath mixer

Mitigeur bain-douche apparent nu

Mezclador monomando para bañera

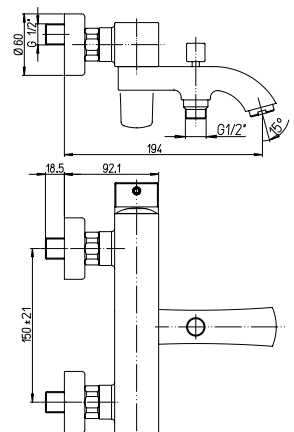
Bademischer ohne Brausegarnitur

RICAMBI / SPARE PARTS:

53CC956GM CARTUCCIA / CARTRIDGE

CR **265,00**

OP - PW - YO - BY **358,00**



89..208

Miscelatore lavabo a muro

Single-lever wall mounted mixer

Mitigeur lavabo mural

Mezclador empotrable para lavabo

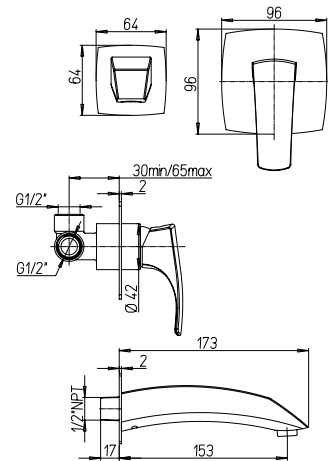
Wand-Waschtischmischer

RICAMBI / SPARE PARTS:

53CC956GM CARTUCCIA / CARTRIDGE

CR **238,00**

OP - PW - YO - BY **358,00**



89..211

Miscelatore monoforo lavabo, scarico automatico 1"1/4

Single-lever basin mixer with 1"1/4 pop-up waste

Mitigeur lavabo avec vidage automatique 1"1/4

Mezclador lavabo con desagüe automático 1"1/4

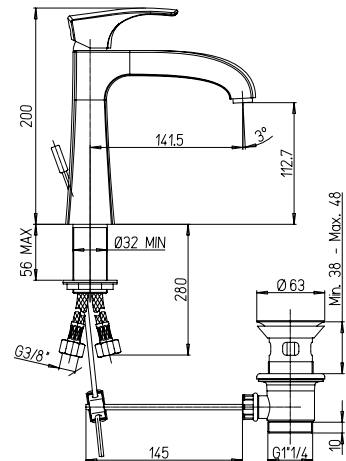
Waschtischmischer Ab- und Überlaufgarnitur 1"1/4

RICAMBI / SPARE PARTS:

53CC956G2510 CARTUCCIA / CARTRIDGE

CR **260,00**

OP - PW - YO - BY **391,00**



89..211LLLSR

Miscelatore monoforo lavabo tipo alto scarico 1"1/4 simple-rapid

Single-lever basin mixer with simple-rapid 1"1/4 pop-up waste

Mitigeur lavabo avec vidage automatique simple-rapid 1"1/4

Mezclador lavabo con desagüe automático 1"1/4 simple-rapid

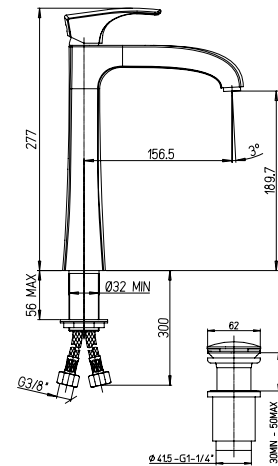
Waschtischmischer Ab- und simple-rapid Überlaufgarnitur 1"1/4

RICAMBI / SPARE PARTS:

53CC956G2510 CARTUCCIA / CARTRIDGE

CR **315,00**

OP - PW - YO - BY **409,50**



89..214SR

Batteria lavabo scarico 1"1/4 simple-rapid

3-hole basin mixer, 1"1/4 simple-rapid pop-up waste

Mélangeur lavabo avec vidage simple-rapid 1"1/4

Batería lavabo con desagüe simple-rapid 1"1/4

Waschtischbatterie, simple-rapid Ab- und Überlaufgarnitur 1"1/4

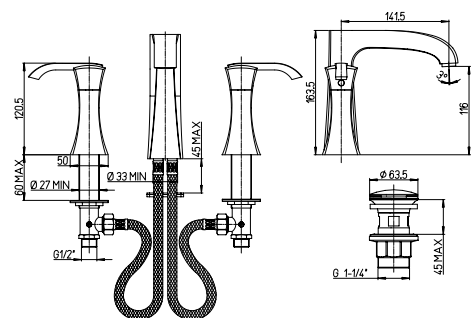
RICAMBI / SPARE PARTS:

49CR581AD VITONE / HEADWORK

49CR581XAS VITONE / HEADWORK

CR **465,00**

OP - PW - YO - BY **630,00**



lady

89..306

Miscelatore monoforo bidet, scarico automatico 1"1/4

Single-lever bidet mixer with 1"1/4 pop-up waste

Mitigeur bidet avec vidage automatique 1"1/4

Mezclador monomando bidé con desagüe automático 1"1/4

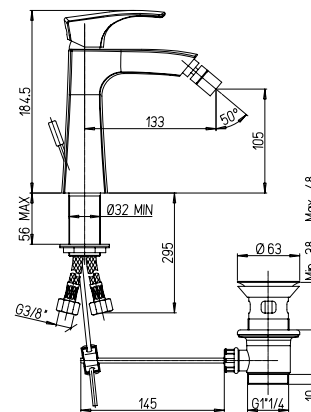
Bidetmischer Ab- und Überlaufgarnitur 1"1/4

RICAMBI / SPARE PARTS:

53CC956G2510 CARTUCCIA / CARTRIDGE

CR **260,00**

OP - PW - YO - BY **391,00**



89..579

Miscelatore monoforo lavello con bocca a fontana

Single-lever kitchen mixer with fountain spout

Mitigeur évier avec bec fontaine

Mezclador monomando fregadero con caño a fuente

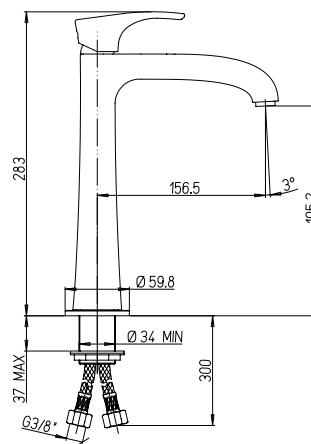
Spültischmischer mit Brunnenauslauf

RICAMBI / SPARE PARTS:

53CC956G2510 CARTUCCIA / CARTRIDGE

CR **262,00**

OP - PW - YO - BY **357,00**



89..690

Miscelatore doccia incasso

Built-in single-lever shower mixer

Mitigeur douche à encastrer

Mezclador ducha empotrado

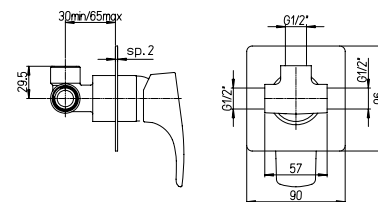
Einbau Brausebatterie

RICAMBI / SPARE PARTS:

53CC956GM CARTUCCIA / CARTRIDGE

CR **134,00**

OP - PW - YO - BY **202,00**



89..6911

Miscelatore doccia incasso con deviatore rotativo 2 uscite

Built-in single-lever bath-shower mixer with 2-way rotary diverter valve

Mitigeur bain-douche à encastrer avec inverseur rotatif 2 sorties

Mezclador monomando baño-ducha empotrado

con desviador giratorio 2 salidas

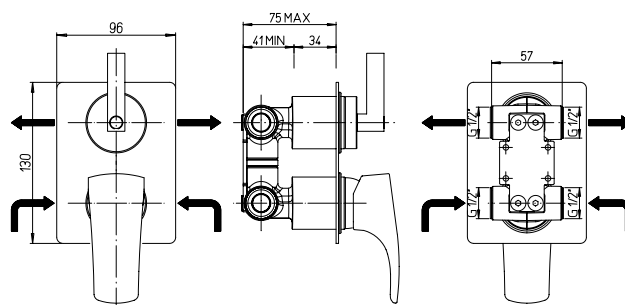
Einbau Brausemischer mit Drehumsteller, 2 Wege

RICAMBI / SPARE PARTS:

53CC956GM CARTUCCIA / CARTRIDGE

CR **234,00**

OP - PW - YO - BY **351,00**



89..400

Rubinetto di arresto 1/2"

1/2" stop valve

Robinet d'arrêt 1/2"

Llave de paso 1/2"

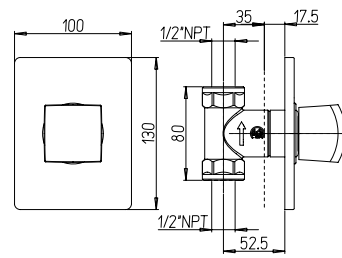
1/2" Absperrventil

RICAMBI / SPARE PARTS:

53CC581AD VITONE / HEADWORK

CR **72,00**

OP - PW - YO - BY **98,00**



84 daxR-dax





Serie dotata di miscelatori termostatici (vedi sezione TH Collection) e di accessori bagno (vedi pag.142)

Series available with thermostatic mixers (see TH Collection section) and accessories (see page 142)

Série avec robinetterie thermostatique (voir la section TH Collection) et accessoires (voir à la page 142)

Serie con mezcladores termostáticos (ver la sección TH Collection) y accesorios (ver a la página 142)

Serie mit Thermostat-Batterien (Abschnitt TH Collection sehen) und Toilettenartikeln (Seite 142 sehen) verfügbar

84..100R

Miscelatore vasca esterno

Bath-shower mixer with shower kit

Mitigeur bain-douche mural avec garniture de douche

Mezclador baño-ducha con equipo ducha

Wannenbatterie mit Brausegarnitur

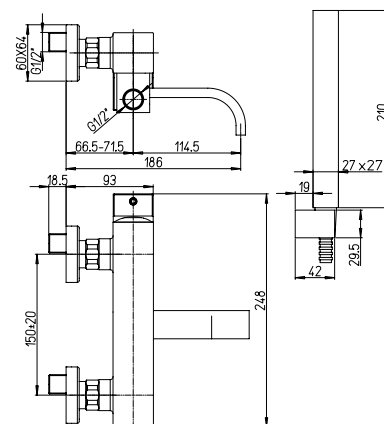
RICAMBI / SPARE PARTS:

53CC956GM CARTUCCIA / CARTRIDGE

CR **349,00**

BY - YO **470,00**

PW **470,00**



84..105R

Miscelatore vasca esterno con doccia "Duplex"

Bath-shower mixer with adjustable shower kit

Mitigeur bain-douche mural avec garniture de douche orientable

Mezclador baño-ducha con equipo ducha, soporte articulado

Wannenbatterie mit Brausegarnitur, Brausehalter verstellbar

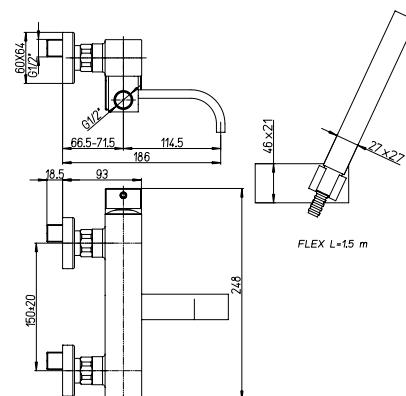
RICAMBI / SPARE PARTS:

53CC956GM CARTUCCIA / CARTRIDGE

CR **404,00**

BY - YO **546,00**

PW **546,00**



82..131

Duplex esterno

Adjustable shower kit

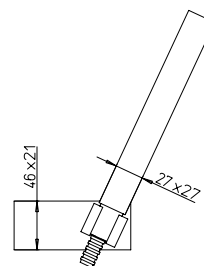
Garniture de douche orientable

Equipo ducha con soporte articulado

Brausegarnitur mit Brausehalter schwenkbar

CR **119,00**

PW **178,50**



84..111R

Miscelatore vasca esterno senza "Duplex"

Bath-shower mixer

Mitigeur bain-douche mural nu

Mezclador para bañera

Wannenbatterie

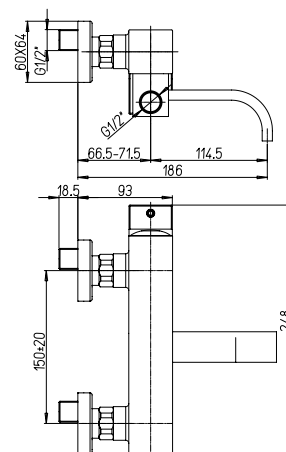
RICAMBI / SPARE PARTS:

53CC956GM CARTUCCIA / CARTRIDGE

CR **316,00**

BY - YO **426,00**

PW **426,00**



84..208R

Miscelatore lavabo a muro, bocca interasse mm 190

Single-lever wall mounted mixer, 190 mm spout

Mitigeur lavabo mural, bec 190 mm

Mezclador empotrable para lavabo, caño 190 mm

Wand-Waschtischmischer, Auslauf 190 mm

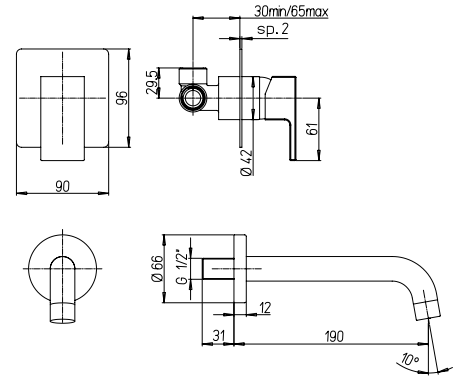
RICAMBI / SPARE PARTS:

53CC956GM CARTUCCIA / CARTRIDGE

CR **168,00**

BY - YO **253,00**

PW **253,00**



dax R - dax

84..208RQ

Miscelatore lavabo a muro, bocca interasse mm 177

Single-lever wall mounted mixer, 177 mm spout

Mitigeur lavabo mural, bec 177 mm

Mezclador empotrable para lavabo, caño 177 mm

Wand-Waschtischmischer, Auslauf 177 mm

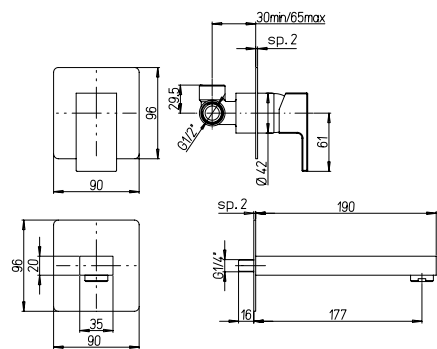
RICAMBI / SPARE PARTS:

53CC956GM CARTUCCIA / CARTRIDGE

CR **238,00**

BY - YO **358,00**

PW **358,00**



84..208RP

Miscelatore lavabo a muro con piastra, bocca interasse mm 200

Single-lever wall mounted mixer with plate, 200 mm spout

Mitigeur lavabo mural avec plaque de finition, bec 200 mm

Mezclador empotrable para lavabo con plancha, caño 200 mm

Wand-Waschtischmischer mit Abdeckplatte, Auslauf 200 mm

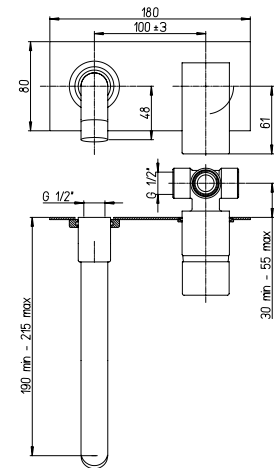
RICAMBI / SPARE PARTS:

53CC956GM CARTUCCIA / CARTRIDGE

CR **241,00**

BY - YO **362,00**

PW **362,00**



84..211RS

Miscelatore monoforo lavabo, scarico automatico 1"1/4

Single-lever basin mixer with 1"1/4 pop-up waste

Mitigeur lavabo avec vidage automatique 1"1/4

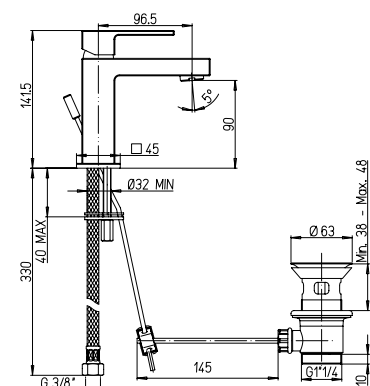
Mezclador lavabo con desagüe automático 1"1/4

Waschtischmischer Ab- und Überlaufgarnitur 1"1/4

RICAMBI / SPARE PARTS:

53CC956G2510 CARTUCCIA / CARTRIDGE

CR **125,00**



84..211WFRSR

Miscelatore lavabo "WATER FALL" con scarico simple rapid

Single lever basin mixer "WATER FALL" with simple rapid

Mitigeur lavabo "WATER FALL" avec vidage simple rapid

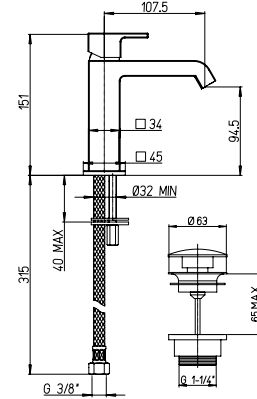
Mezclador monomando lavabo "WATER FALL", desagüe simple rapid

Waschtischmischer "WATER FALL" mit Simple rapid

RICAMBI / SPARE PARTS:

53CC956G2510 CARTUCCIA / CARTRIDGE

CR **230,00**



84..211R

Miscelatore monoforo lavabo, scarico automatico 1"1/4

Single-lever basin mixer with 1"1/4 pop-up waste

Mitigeur lavabo avec vidage automatique 1"1/4

Mezclador lavabo con desagüe automático 1"1/4

Waschtischmischer Ab- und Überlaufgarnitur 1"1/4

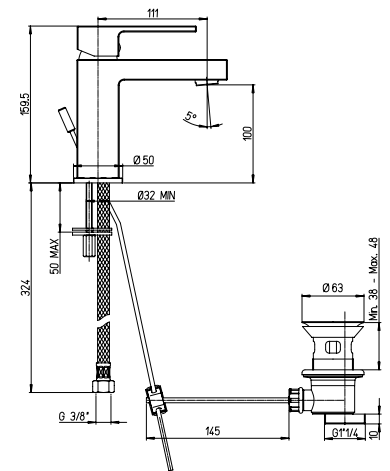
RICAMBI / SPARE PARTS:

53CC956G25 CARTUCCIA / CARTRIDGE

CR **245,00**

BY - YO **368,00**

PW **368,00**



84..211WFR

Miscelatore monoforo lavabo, scarico automatico 1"1/4

Single-lever basin mixer with 1"1/4 pop-up waste

Mitigeur lavabo avec vidage automatique 1"1/4

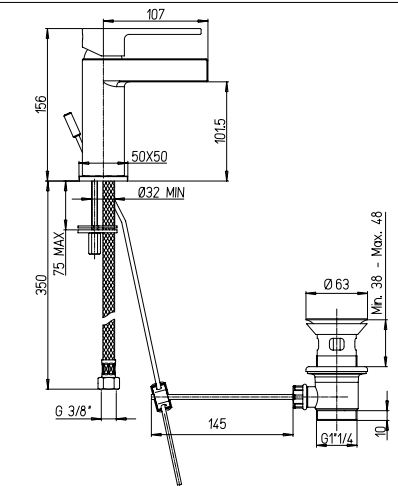
Mezclador lavabo con desagüe automático 1"1/4

Waschtischmischer Ab- und Überlaufgarnitur 1"1/4

RICAMBI / SPARE PARTS:

53CC956G25 CARTUCCIA / CARTRIDGE

CR **245,00**



84..211LLR

Miscelatore monoforo lavabo tipo alto, scarico automatico 1"1/4

Single-lever basin mixer, high model with 1"1/4 pop-up waste

Mitigeur lavabo, type haut avec vidage automatique 1"1/4

Mezclador monomando lavabo alto con desagüe automático 1"1/4

Waschtischmischer, hohe Ausführung, Ab- und Überlaufgarnitur 1"1/4

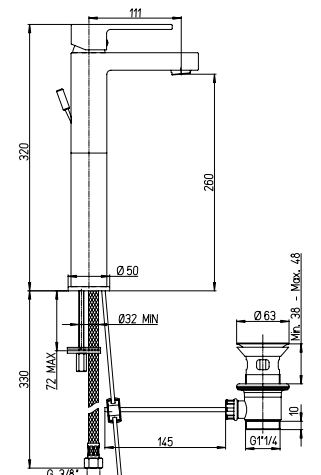
RICAMBI / SPARE PARTS:

53CC956G25 CARTUCCIA / CARTRIDGE

CR **333,00**

BY - YO **499,00**

PW **499,00**



84..211LLRSSR

Miscelatore monoforo lavabo tipo alto, scarico simple rapid

Single-lever basin mixer, high model with simple rapid

Mitigeur lavabo, type haut avec vidage simple rapid

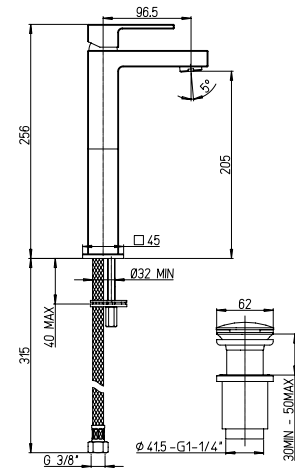

Mezclador monomando lavabo alto con desagüe simple rapid

Waschtischmischer, hohe Ausführung, Ab- und Simple rapid

RICAMBI / SPARE PARTS:

53CC956G2510 CARTUCCIA / CARTRIDGE

CR **212,00**



84..211LLWFRSR

Miscelatore monoforo lavabo tipo alto "WATER FALL" con scarico simple rapid

Single-lever basin mixer "WATER FALL", high model with simple rapid

Mitigeur lavabo "WATER FALL" type haut avec vidage simple rapid

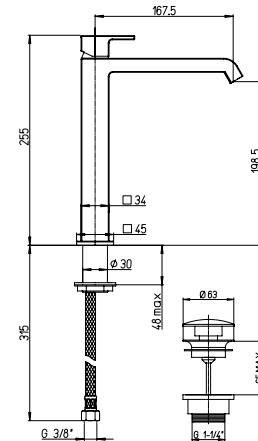
Mezclador monomando lavabo alto "WATER FALL", desagüe simple rapid

Waschtischmischer "WATER FALL", hohe Ausführung mit Simple rapid

RICAMBI / SPARE PARTS:

53CC956G25 CARTUCCIA / CARTRIDGE

CR **300,00**



84..250

Miscelatore monoforo lavabo con bocca tubo orientabile, scarico autom. 1"1/4

Single-lever basin mixer with tube swivel spout, 1"1/4 pop-up waste

Mitigeur lavabo avec bec tube orientable, vidage automatique 1"1/4

Mezclador lavabo con caño tubular giratorio, desagüe automático 1"1/4

Waschtischmischer mit schwenkbarem Rohrauslauf, Ab- und Überlaufgarnitur 1"1/4

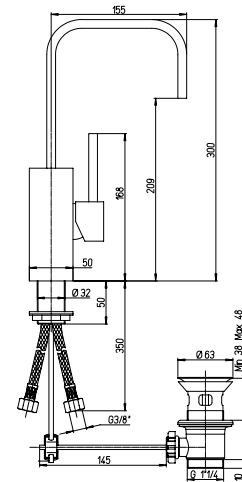
RICAMBI / SPARE PARTS:

53CC956GM CARTUCCIA / CARTRIDGE

CR **300,00**

BY - YO **450,00**

PW **450,00**



84..250R

Miscelatore monoforo lavabo con bocca tubo orientabile, scarico automatico 1"1/4

Single-lever basin mixer with tube swivel spout, 1"1/4 pop-up waste

Mitigeur lavabo avec bec tube orientable, vidage automatique 1"1/4

Mezclador lavabo con caño tubular giratorio, desagüe automático 1"1/4

Waschtischmischer mit schwenkbarem Rohrauslauf, Ab- und Überlaufgarnitur 1"1/4

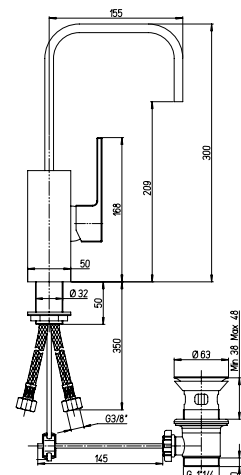
RICAMBI / SPARE PARTS:

53CC956GM CARTUCCIA / CARTRIDGE

CR **300,00**

BY - YO **450,00**

PW **450,00**



84..306RS

Miscelatore monoforo bidet, scarico automatico 1"1/4

Single-lever bidet mixer with 1"1/4 pop-up waste

Mitigeur bidet avec vidage automatique 1"1/4

Mezclador monomando bidé con desagüe automático 1"1/4

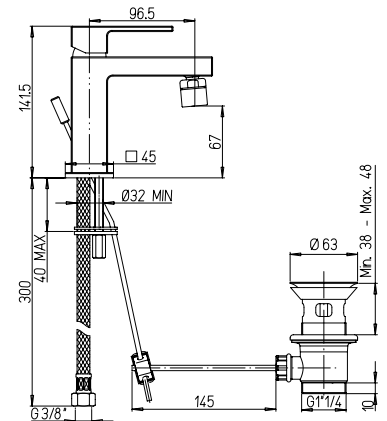
Bidetmischer Ab- und Überlaufgarnitur 1"1/4

RICAMBI / SPARE PARTS:

53CC956G2510 CARTUCCIA / CARTRIDGE

CR

125,00



84..306R

Miscelatore monoforo bidet, scarico automatico 1"1/4

Single-lever bidet mixer with 1"1/4 pop-up waste

Mitigeur bidet avec vidage automatique 1"1/4

Mezclador monomando bidé con desagüe automático 1"1/4

Bidetmischer Ab- und Überlaufgarnitur 1"1/4

RICAMBI / SPARE PARTS:

53CC956G25 CARTUCCIA / CARTRIDGE

CR

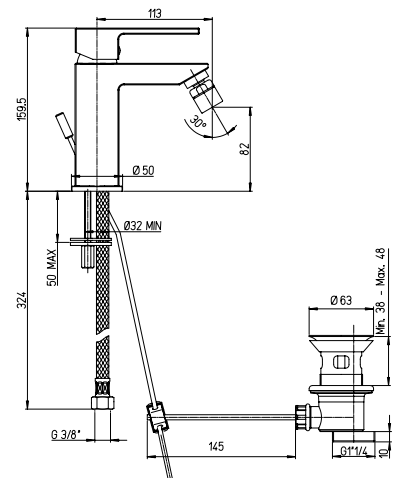
245,00

BY - YO

368,00

PW

368,00



84..251

Miscelatore monoforo bidet con bocca tubo orientabile, scarico automatico 1"1/4

Single-lever bidet mixer with swivel tube spout, 1"1/4 pop-up waste

Mitigeur bidet avec bec tube orientable, vidage automatique 1"1/4

Mezclador monomando bidé con caño tubular giratorio, desagüe automático 1"1/4

Bidetmischer mit schwenkbarem Rohrauslauf, Ab- und Überlaufgarnitur 1"1/4

RICAMBI / SPARE PARTS:

53CC956GM CARTUCCIA / CARTRIDGE

CR

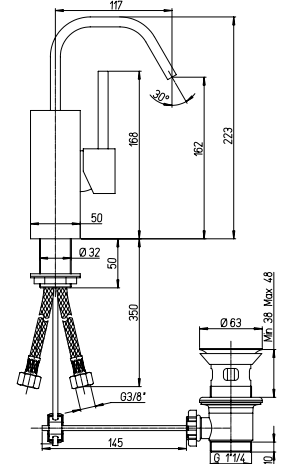
300,00

BY - YO

450,00

PW

450,00



84..251R

Miscelatore monoforo bidet con bocca tubo orientabile, scarico automatico 1"1/4

Single-lever bidet mixer with swivel tube spout, 1"1/4 pop-up waste

Mitigeur bidet avec bec tube orientable, vidage automatique 1"1/4

Mezclador monomando bidé con caño tubular giratorio, desagüe automático 1"1/4

Bidetmischer mit schwenkbarem Rohrauslauf, Ab- und Überlaufgarnitur 1"1/4

RICAMBI / SPARE PARTS:

53CC956GM CARTUCCIA / CARTRIDGE

CR

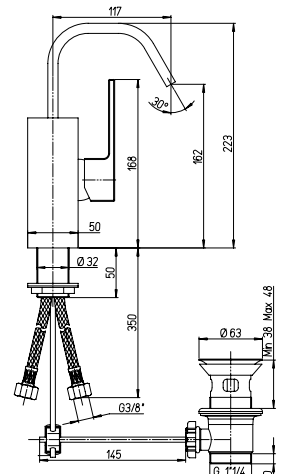
300,00

BY - YO

450,00

PW

450,00



84..511R

Miscelatore doccia esterno

Single-lever shower mixer

Mitigeur douche apparent nu

Mezclador monomando ducha sin equipo ducha

Brausemischer ohne Brausegarnitur

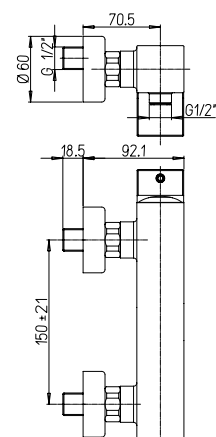
RICAMBI / SPARE PARTS:

53CC956GM CARTUCCIA / CARTRIDGE

CR **210,00**

BY - YO **283,50**

PW **283,50**



84..556

Monocomando monoforo lavello bocca a molla con asta orientabile

Single-lever kitchen mixer with spring and swivel spout

Mitigeur évier avec bec à ressort orientable

Mezclador monomando fregadero, caño a resorte giratorio

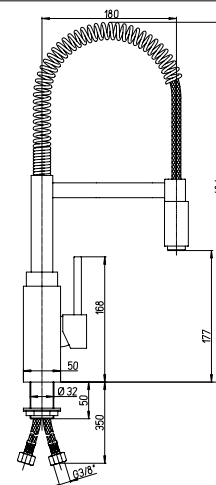
Einhebelmischer mit schwenkbarem Federauslauf

RICAMBI / SPARE PARTS:

53CC956GM CARTUCCIA / CARTRIDGE

CR **357,00**

PW **483,00**



84..556R

Monocomando monoforo lavello bocca a molla con asta orientabile

Single-lever kitchen mixer with spring and swivel spout

Mitigeur évier avec bec à ressort orientable

Mezclador monomando fregadero, caño a resorte giratorio

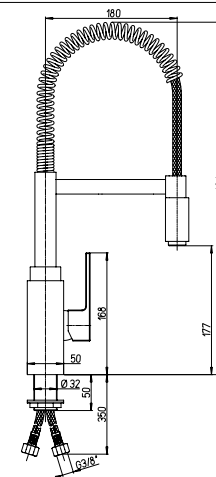
Einhebelmischer mit schwenkbarem Federauslauf

RICAMBI / SPARE PARTS:

53CC956GM CARTUCCIA / CARTRIDGE

CR **357,00**

PW **483,00**



84..557P

Monocomando monoforo lavello bocca a molla con asta orientabile, doccia 2 funzioni

Single-lever kitchen mixer with spring and swivel spout, dual mode spray

Mitigeur évier avec bec à ressort orientable et douchette 2 jets

Mezclador monomando fregadero, caño a resorte giratorio y ducha 2 funciones

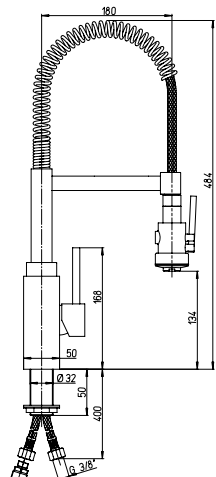
Einhebelmischer mit schwenkbarem Federauslauf und 2 Strahlarten Handbrause

RICAMBI / SPARE PARTS:

53CC956GM CARTUCCIA / CARTRIDGE

CR **488,00**

PW **661,00**



daxR - dax

84..557PR

Monocomando monoforo lavello bocca a molla con asta orientabile, doccia 2 funzioni

Single-lever kitchen mixer with spring and swivel spout, dual mode spray

Mitigeur évier avec bec à ressort orientable et douchette 2 jets

Mezclador monomando fregadero, caño a resorte giratorio y ducha 2 funciones

Einhebelmischer mit schwenkbarem Federauslauf und 2 Strahlarten Handbrause

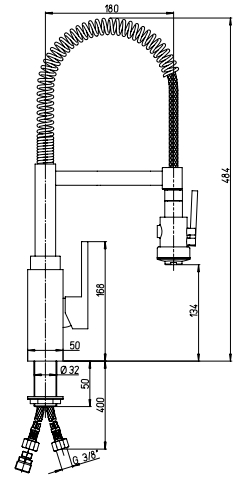

RICAMBI / SPARE PARTS:

53CC956GM CARTUCCIA / CARTRIDGE

CR **488,00**

BY - YO **661,00**

PW **661,00**



84..572

Monocomando monoforo lavello con bocca alta orientabile

Single-lever kitchen mixer with high and swivel spout

Mitigeur évier bec haut orientable

Mezclador monomando fregadero, caño alto giratorio

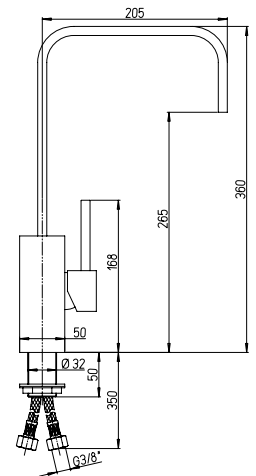
Einhebelmischer mit schwenkbarem Auslauf

RICAMBI / SPARE PARTS:

53CC956GM CARTUCCIA / CARTRIDGE

CR **325,00**

PW **441,00**



84..572R

Monocomando monoforo lavello con bocca alta orientabile

Single-lever kitchen mixer with high and swivel spout

Mitigeur évier bec haut orientable

Mezclador monomando fregadero, caño alto giratorio

Einhebelmischer mit schwenkbarem Auslauf

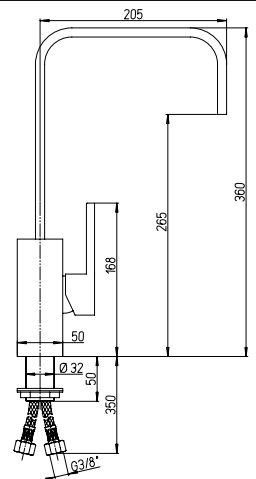
RICAMBI / SPARE PARTS:

53CC956GM CARTUCCIA / CARTRIDGE

CR **325,00**

BY - YO **441,00**

PW **441,00**



84..572RS

Monocomando monoforo lavello

Single-lever kitchen mixer

Mitigeur évier

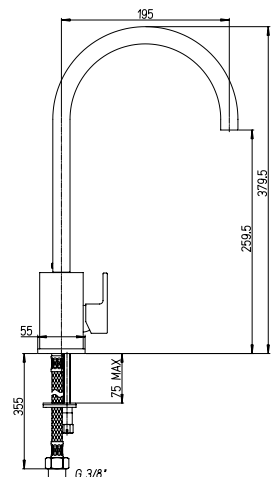
Mezclador monomando fregadero

Einhebelmischer

RICAMBI / SPARE PARTS:

53CC956GM CARTUCCIA / CARTRIDGE

CR **238,00**



84..572T

Monocomando monoforo lavello con bocca alta orientabile

Single-lever kitchen mixer with high and swivel spout

Mitigeur évier bec haut orientable

Mezclador monomando fregadero, caño alto giratorio

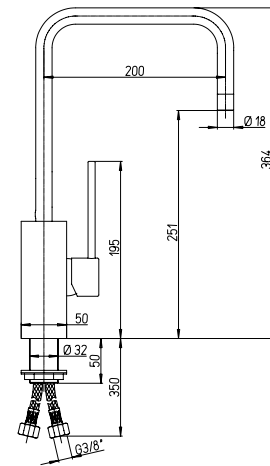
Einhebelmischer mit schwenkbarem Auslauf

RICAMBI / SPARE PARTS:

53CC956GM CARTUCCIA / CARTRIDGE

CR **273,00**

PW **367,00**



84..579R

Miscelatore monoforo lavello con bocca a fontana

Single-lever kitchen mixer with fountain spout

Mitigeur évier avec bec fontaine

Mezclador monomando fregadero con caño a fuente

Spültischmischer mit Brunnenauslauf

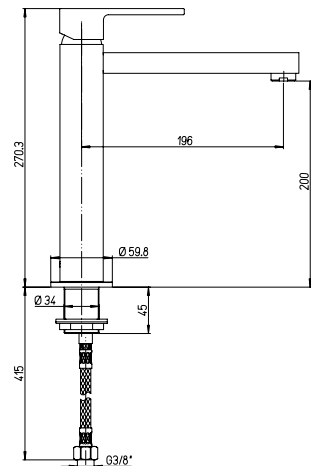
RICAMBI / SPARE PARTS:

53CC956G2510 CARTUCCIA / CARTRIDGE

CR **378,00**

BY - YO **514,00**

PW **514,00**



84..579RS

Miscelatore monoforo lavello con bocca a fontana

Single-lever kitchen mixer with fountain spout

Mitigeur évier avec bec fontaine

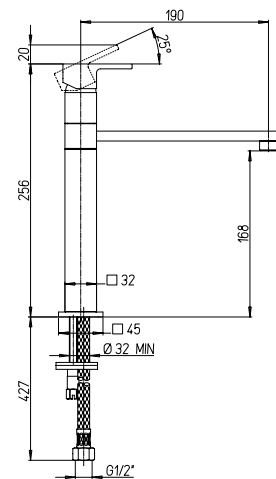
Mezclador monomando fregadero con caño a fuente

Spültischmischer mit Brunnenauslauf

RICAMBI / SPARE PARTS:

53CC956G25 CARTUCCIA / CARTRIDGE

CR **299,00**



64..579Q90

Monocomando monoforo lavello

Single-lever kitchen mixer

Mitigeur évier

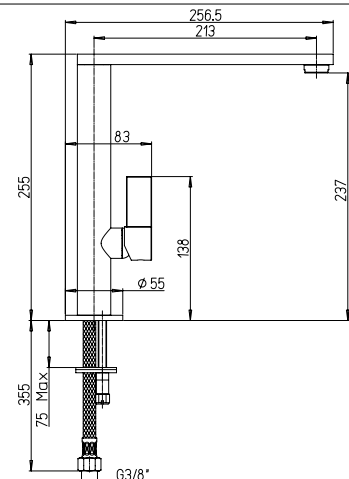
Mezclador monomando fregadero

Einhebelmischer

RICAMBI / SPARE PARTS:

53CC956G25 CARTUCCIA / CARTRIDGE

CR **418,00**



daxR - dax

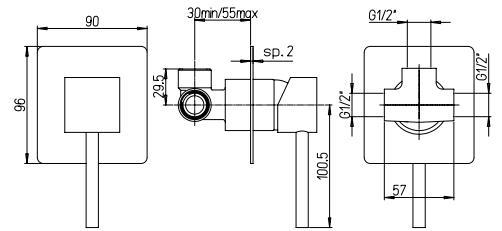
84..690

Miscelatore doccia incasso
 Built-in single-lever shower mixer
Mitigeur douche à encastrer
 Mezclador ducha empotrado
Einbau Brausebatterie

RICAMBI / SPARE PARTS:

53CC956GM CARTUCCIA / CARTRIDGE

CR	125,00
BY - YO	187,00
PW	187,00



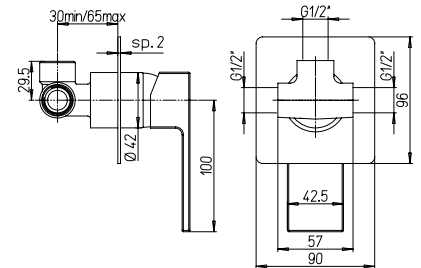
84..690R

Miscelatore doccia incasso
 Built-in single-lever shower mixer
Mitigeur douche à encastrer
 Mezclador ducha empotrado
Einbau Brausebatterie

RICAMBI / SPARE PARTS:

53CC956GM CARTUCCIA / CARTRIDGE

CR	125,00
BY - YO	187,00
PW	187,00



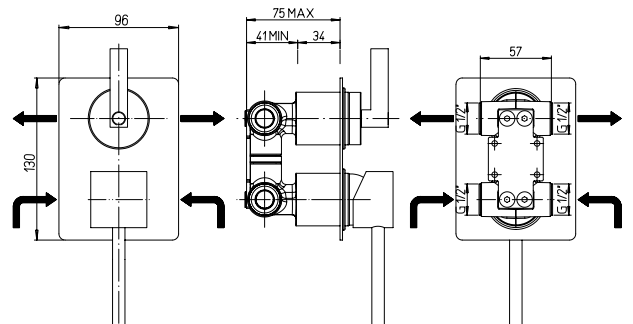
84..6911

Miscelatore doccia incasso con deviatore rotativo 2 uscite
 Built-in single-lever bath-shower mixer with 2-way rotary diverter valve
Mitigeur bain-douche à encastrer avec inverseur rotatif 2 sorties
 Mezclador monomando baño-ducha empotrado con desviador giratorio 2 salidas
Einbau Brausemischer mit Drehumsteller, 2 Wege

RICAMBI / SPARE PARTS:

53CC956GM CARTUCCIA / CARTRIDGE

CR	210,00
BY - YO	314,00
PW	314,00



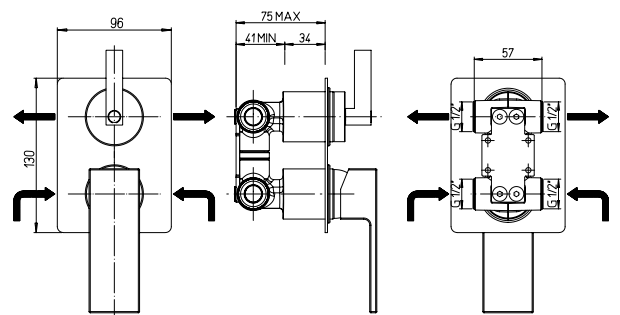
84..6911R

Miscelatore doccia incasso con deviatore rotativo 2 uscite
 Built-in single-lever bath-shower mixer with 2-way rotary diverter valve
Mitigeur bain-douche à encastrer avec inverseur rotatif 2 sorties
 Mezclador monomando baño-ducha empotrado con desviador giratorio 2 salidas
Einbau Brausemischer mit Drehumsteller, 2 Wege

RICAMBI / SPARE PARTS:

53CC956GM CARTUCCIA / CARTRIDGE

CR	210,00
BY - YO	314,00
PW	314,00



84.849 dax

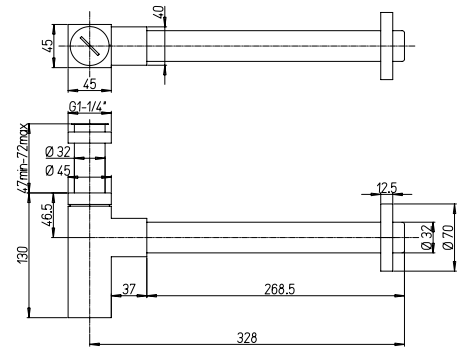
Sifone minimale 1 1/4" quadro

1 1/4" bottle trap

Siphon minimaliste 1 1/4"

Sifón minimalista de 1 1/4"

Geruchverschluss 1 1/4"



CR	85,00
PW	128,00

dax R - dax

19

Q





Serie dotata di miscelatori termostatici (vedi sezione TH Collection)
Series with thermostatic mixers available (see TH Collection section)
Série avec robinetterie thermostatique (voir la section TH Collection)
Serie con mezcladores termostáticos (ver la sección TH Collection)
Serie mit Thermostat-Batterien verfügbar (Abschnitt TH Collection sehen)



19..100

Miscelatore vasca esterno completo

Single lever complete bath-shower mixer

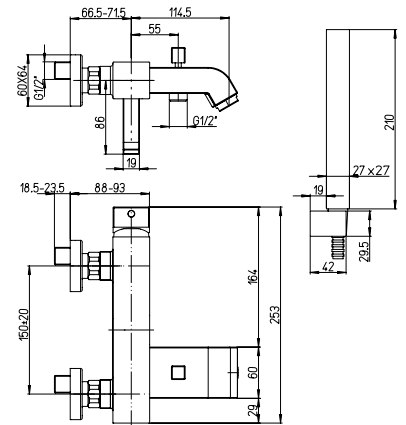
Mitigeur bain-douche apparent avec garniture de douche

Mezclador monomando baño-ducha con equipo ducha

Bademischer mit Brausegarnitur

RICAMBI / SPARE PARTS:

53CC956GM CARTUCCIA / CARTRIDGE



CR

349,00

19..105

Gruppo vasca esterno con doccia "Duplex"

Bath-shower mixer with adjustable shower kit

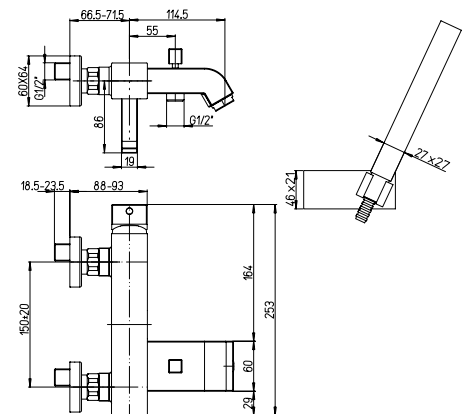
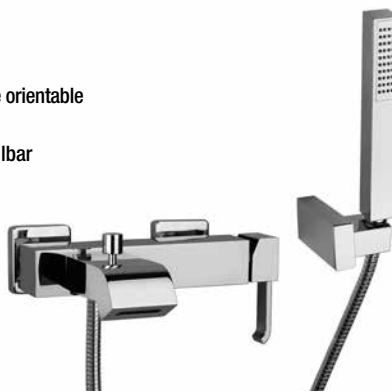
Mélangeur bain-douche apparent avec garniture de douche orientable

Mezclador baño-ducha con equipo ducha, soporte articulado

Wannenbatterie mit Brausegarnitur, Brausehalter verstellbar

RICAMBI / SPARE PARTS:

53CC956GM CARTUCCIA / CARTRIDGE



CR

404,00

82..131

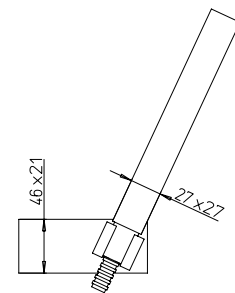
Duplex esterno

Adjustable shower kit

Garniture de douche orientable

Equipo ducha con soporte articulado

Brausegarnitur mit Brausehalter schwenkbar



CR

119,00

PW - PA

178,50

19..111

Miscelatore vasca esterno senza "Duplex"

Single-lever bath mixer

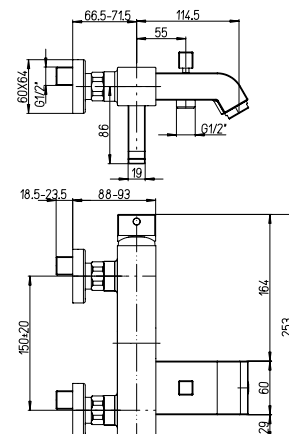
Mitigeur bain-douche apparent nu

Mezclador monomando para bañera

Bademischer ohne Brausegarnitur

RICAMBI / SPARE PARTS:

53CC956GM CARTUCCIA / CARTRIDGE



CR

316,00

19.208

Miscelatore lavabo a muro, bocca interasse mm 177

Single-lever wall mounted mixer, 177 mm spout

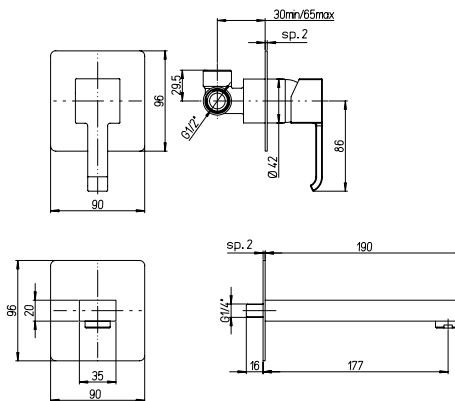
Mitigeur lavabo mural, bec 177 mm

Mezclador empotrable para lavabo, caño 177 mm

Wand-Waschtischmischer, Auslauf 177 mm

RICAMBI / SPARE PARTS:

53CC956GM CARTUCCIA / CARTRIDGE



CR **239,00**

19.211SR

Miscelatore monoforo lavabo con piletta clic-clac 1"1/4

Single lever basin mixer with 1"1/4 clic clac waste

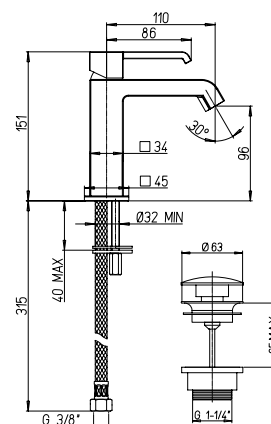
Mitigeur lavabo avec vidage clic clac 1"1/4

Mezclador monomando lavabo, desagüe 1"1/4 con tapon click-clack

Waschtischmischer mit Ab- und Überlaufgarnitur Clic Clac 1"1/4

RICAMBI / SPARE PARTS:

53CC956G2510 CARTUCCIA / CARTRIDGE



CR **200,00**

19.211WFSR

Miscelatore lavabo "WATER FALL" con scarico simple rapid

Single lever basin mixer "WATER FALL" with simple rapid

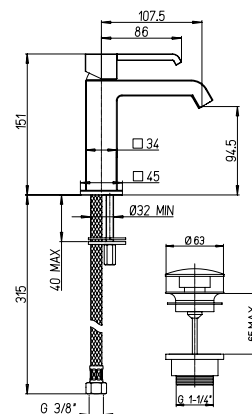
Mitigeur lavabo "WATER FALL" avec vidage simple rapid

Mezclador monomando lavabo "WATER FALL", desagüe simple rapid

Waschtischmischer "WATER FALL" mit Simple rapid

RICAMBI / SPARE PARTS:

53CC956G2510 CARTUCCIA / CARTRIDGE



CR **230,00**

19.211LLSR

Miscelatore monoforo lavabo tipo alto con piletta clic-clac 1"1/4

Single-lever basin mixer, high model with 1"1/4 clic clac waste

Mitigeur lavabo, type haut avec vidage clic clac 1"1/4

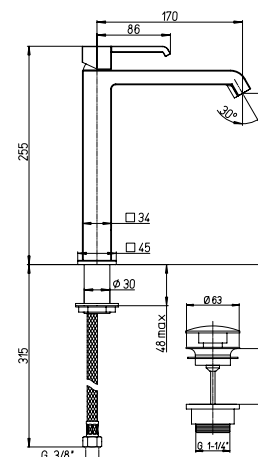
Mezclador monomando lavabo alto con desagüe 1"1/4 con tapon click-clack

Waschtischmischer, hohe Ausführung mit Ab- und Überlaufgarnitur

Clic Clac 1"1/4

RICAMBI / SPARE PARTS:

53CC956G2510 CARTUCCIA / CARTRIDGE



CR **262,00**



19..211LLWFSR

Miscelatore monoforo lavabo tipo alto "WATER FALL" con scarico simple rapid

Single lever basin mixer "WATER FALL", high model with simple rapid

Mitigeur lavabo "WATER FALL" type haut avec vidage simple rapid

Mezclador monomando lavabo alto "WATER FALL", desagüe simple rapid

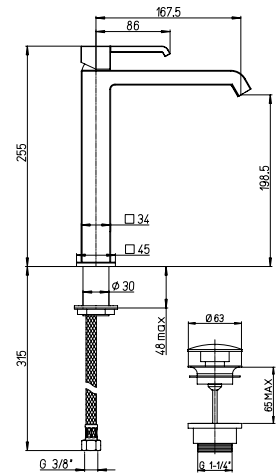
Waschtischmischer "WATER FALL", hohe Ausführung mit Simple rapid

RICAMBI / SPARE PARTS:

53CC956G2510 CARTUCCIA / CARTRIDGE

CR

300,00



19..306SR

Miscelatore monoforo bidet con piletta clic-clac 1"1/4

Single-lever bidet mixer with 1"1/4 clic clac waste

Mitigeur bidet avec vidage clic clac 1"1/4

Mezclador monomando bidé con desagüe 1"1/4 con tapon click-click

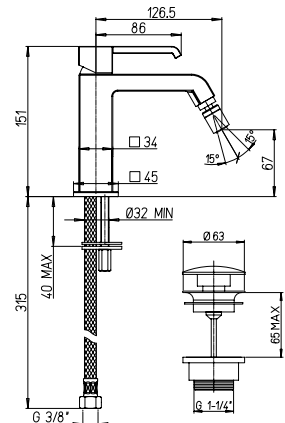
Bidetmischer Ab- und Überlaufgarnitur Clic Clac 1"1/4

RICAMBI / SPARE PARTS:

53CC956G2510 CARTUCCIA / CARTRIDGE

CR

200,00



19..511

Miscelatore doccia esterno 1/2"

1/2" single-lever shower mixer

Mitigeur douche apparent nu 1/2"

Mezclador monomando ducha 1/2" sin equipo ducha

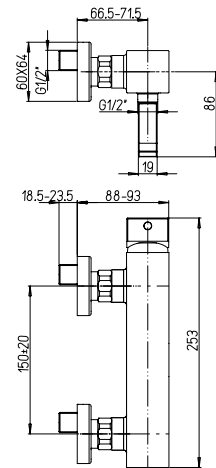
Brausemischer 1/2" ohne Brausegarnitur

RICAMBI / SPARE PARTS:

53CC956GM CARTUCCIA / CARTRIDGE

CR

210,00



19..579S

Miscelatore monoforo lavello con bocca a fontana

Single-lever kitchen mixer with fountain spout

Mitigeur évier avec bec fontaine

Mezclador monomando fregadero con caño a fuente

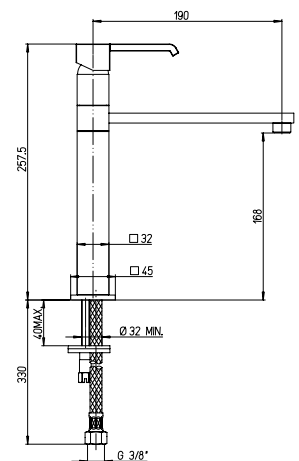
Spültischmischer mit Brunnenauslauf

RICAMBI / SPARE PARTS:

53CC956G25 CARTUCCIA / CARTRIDGE

CR

299,00



19..690

Miscelatore doccia incasso

Built-in single-lever shower mixer

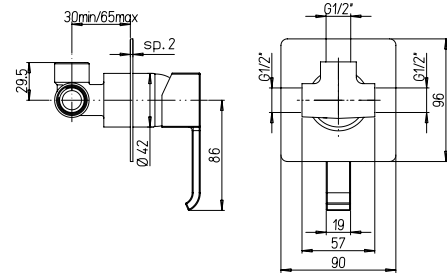
Mitigeur douche à encastrer

Mezclador ducha empotrado

Einbau Brausebatterie

RICAMBI / SPARE PARTS:

53CC956GM CARTUCCIA / CARTRIDGE



CR

125,00

19..6911

Miscelatore doccia incasso con deviatore rotativo 2 uscite

Built-in single-lever bath-shower mixer with 2-way rotary diverter valve

Mitigeur bain-douche à encastrer avec inverseur rotatif 2 sorties

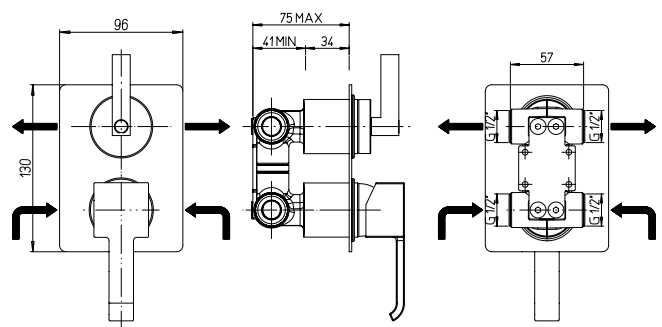
Mezclador monomando baño-ducha empotrado

con desviador giratorio 2 salidas

Einbau Brausemischer mit Drehumsteller, 2 Wege

RICAMBI / SPARE PARTS:

53CC956GM CARTUCCIA / CARTRIDGE



CR

210,00

88 duomo





Serie dotata di miscelatori termostatici (vedi sezione TH Collection) e di accessori bagno (vedi pag.140)

Series available with thermostatic mixers (see TH Collection section) and accessories (see page 140)

Série avec robinetterie thermostatique (voir la section TH Collection) et accessoires (voir à la page 140)

Serie con mezcladores termostáticos (ver la sección TH Collection) y accesorios (ver a la página 140)

Serie mit Thermostat-Batterien (Abschnitt TH Collection sehen) und Toilettenartikeln (Seite 140 sehen) verfügbar

duomo

88..100

Gruppo vasca esterno completo

Complete bath-shower mixer

Mélangeur bain-douche apparent avec garniture de douche

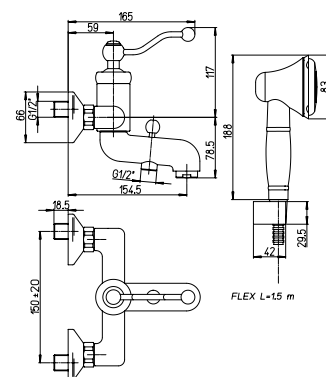
Mezclador baño-ducha con equipo ducha

Wannenbatterie mit Brausegarnitur

RICAMBI / SPARE PARTS:

53CC956GMD CARTUCCIA / CARTRIDGE

CR	223,00
BD - OT	268,00
F3 - QL	291,00
OR	313,00



88..105

Gruppo vasca esterno con doccia "Duplex"

Bath-shower mixer with adjustable shower kit

Mélangeur bain-douche apparent avec garniture de douche orientable

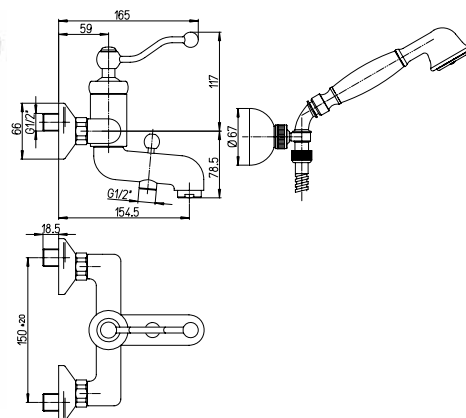
Mezclador baño-ducha con equipo ducha, soporte articulado

Wannenbatterie mit Brausegarnitur, Brausehalter verstellbar

RICAMBI / SPARE PARTS:

53CC956GMD CARTUCCIA / CARTRIDGE

CR	227,00
BD - OT	272,00
F3 - QL	306,00
OR	318,00



17..131TC

Duplex esterno

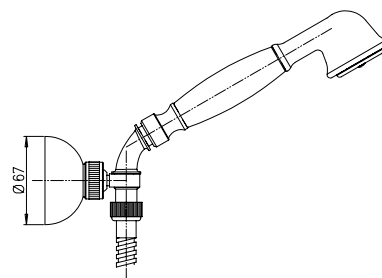
Adjustable shower kit

Garniture de douche orientable

Equipo ducha con soporte articulado

Brausegarnitur mit Brausehalter schwenkbar

CR	73,50
BD - OT	88,00
F3 - QL	99,00
OR	103,00



88..111

Gruppo vasca esterno senza "Duplex"

Single-lever bath mixer

Mitigeur bain-douche apparent nu

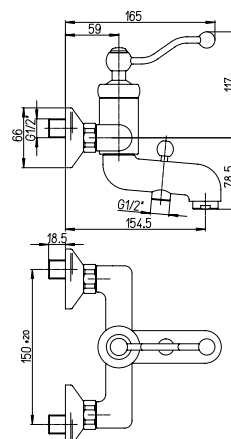
Mezclador para bañera

Wannenbatterie

RICAMBI / SPARE PARTS:

53CC956GMD CARTUCCIA / CARTRIDGE

CR	209,00
BD - OT	251,00
F3 - QL	282,00
OR	293,00



88.211

Miscelatore monoforo lavabo, scarico automatico 1"1/4

Single-lever basin mixer with 1"1/4 pop-up waste

Mitigeur lavabo avec vidage automatique 1"1/4

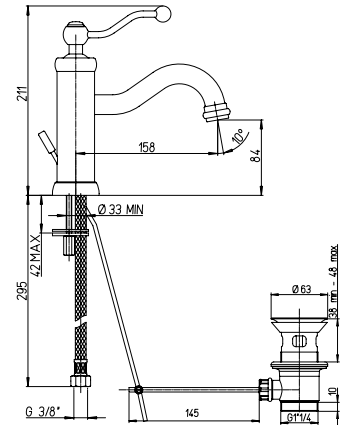
Mezclador lavabo con desagüe automático 1"1/4

Waschtischmischer Ab- und Überlaufgarnitur 1"1/4

RICAMBI / SPARE PARTS:

53CC956GMD CARTUCCIA / CARTRIDGE

CR	196,00
BD - OT	235,00
F3 - QL	265,00
OR	275,00



88.211LLSR

Miscelatore monoforo lavabo tipo alto scarico 1"1/4 simple-rapid

Single-lever basin mixer with simple-rapid 1"1/4 pop-up waste

Mitigeur lavabo avec vidage automatique simple-rapid 1"1/4

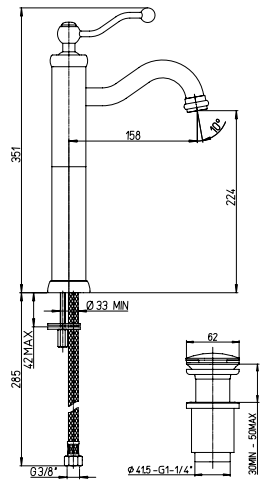
Mezclador lavabo con desagüe automático 1"1/4 simple-rapid

Waschtischmischer Ab- und simple-rapid Überlaufgarnitur 1"1/4

RICAMBI / SPARE PARTS:

53CC956GMD CARTUCCIA / CARTRIDGE

CR	247,00
BD - OT	297,00
F3 - QL	334,00
OR	346,00



88.250

Miscelatore monoforo lavabo con bocca tubo orientabile, scarico autom. 1"1/4

Single-lever basin mixer with swivel spout, 1"1/4 pop-up waste

Mitigeur lavabo avec bec orientable, vidage automatique 1"1/4

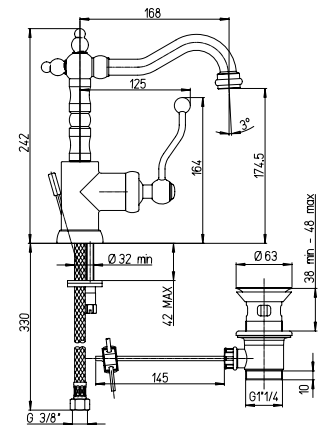
Mezclador lavabo con caño giratorio, desagüe automático 1"1/4

Waschtischmischer mit schwenkbarem Auslauf, Ab- und Überlaufgarnitur 1"1/4

RICAMBI / SPARE PARTS:

53CC956GM CARTUCCIA / CARTRIDGE

CR	214,00
BD - OT	257,00
F3 - QL	289,00
OR	299,00



88.250LL

Miscelatore monoforo lavabo tipo alto con bocca tubo orientabile, scarico 1"1/4

Single-lever basin mixer, high model with swivel tube spout, 1"1/4 pop-up waste

Mitigeur lavabo type haut avec bec orientable, vidage automatique 1"1/4

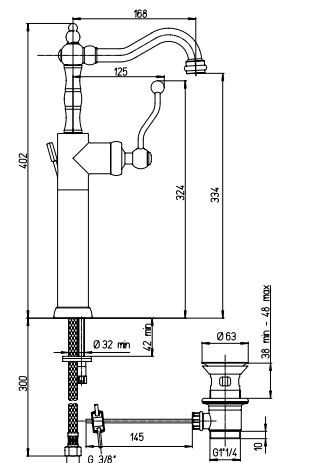
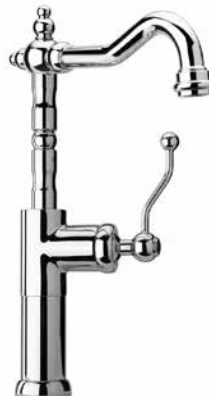
Mezclador monomando lavabo alto con caño giratorio, desagüe automático 1"1/4

Waschtischmischer mit hohem schwenkbarem Auslauf, Ab- und Überlaufgarnitur 1"1/4

RICAMBI / SPARE PARTS:

53CC956GM CARTUCCIA / CARTRIDGE

CR	265,00
BD - OT	318,00
F3 - QL	358,00
OR	371,00



duomo

88..251

Miscelatore monoforo bidet con bocca tubo orientabile, scarico autom. 1"1/4

Single-lever bidet mixer with swivel spout, 1"1/4 pop-up waste

Mitigeur bidet avec bec orientable, vidage automatique 1"1/4

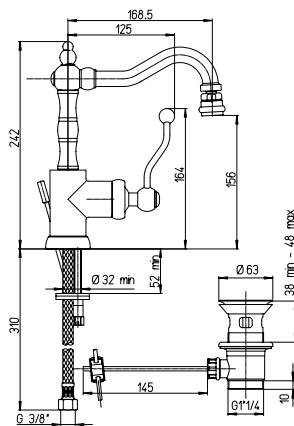
Mezclador bidé con caño giratorio, desagüe automático 1"1/4

Bidetmischer mit schwenkbarem Auslauf, Ab- und Überlaufgarnitur 1 1/4"

RICAMBI / SPARE PARTS:

53CC956GM CARTUCCIA / CARTRIDGE

CR	206,00
BD - OT	248,00
F3 - QL	279,00
OR	289,00



88..306

Miscelatore monoforo bidet, scarico automatico 1"1/4

Single-lever bidet mixer with 1"1/4 pop-up waste

Mitigeur bidet avec vidage automatique 1"1/4

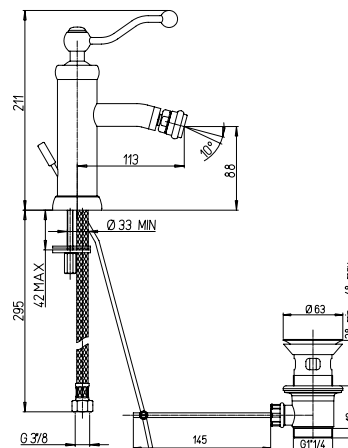
Mezclador monomando bidé con desagüe automático 1"1/4

Bidetmischer Ab- und Überlaufgarnitur 1"1/4

RICAMBI / SPARE PARTS:

53CC956GMD CARTUCCIA / CARTRIDGE

CR	196,00
BD - OT	235,00
F3 - QL	265,00
OR	275,00



88..501

Monocomando lavello a muro

Wall mounted single-lever kitchen mixer

Mitigeur évier mural

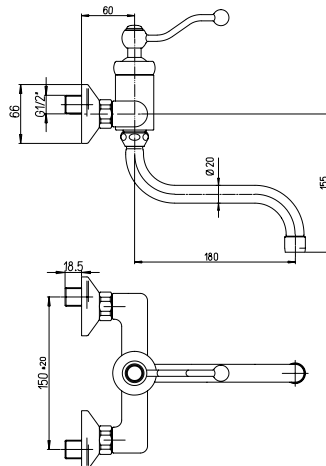
Mezclador fregadero exterior

Wand-Spültischmischer

RICAMBI / SPARE PARTS:

53CC956GMD CARTUCCIA / CARTRIDGE

CR	189,00
BD - OT	227,00
F3 - QL	257,00
OR	264,00



88..511

Miscelatore doccia esterno

Single-lever shower mixer

Mitigeur douche apparent nu

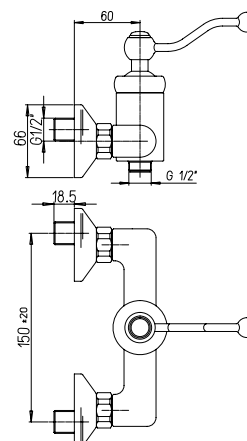
Mezclador monomando ducha sin equipo ducha

Brausemischer

RICAMBI / SPARE PARTS:

53CC956GMD CARTUCCIA / CARTRIDGE

CR	163,00
BD - OT	196,00
F3 - QL	220,00
OR	228,00



88.572

Miscelatore monoforo lavello con bocca alta orientabile

Single-lever kitchen mixer with high swivel spout

Mitigeur évier avec bec haut orientable

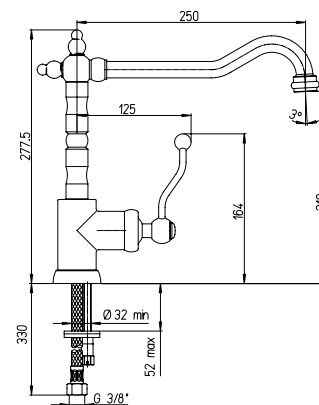
Mezclador monomando fregadero con caño alto giratorio

Spültischmischer mit schwenkbarem Auslauf

RICAMBI / SPARE PARTS:

53CC956GM CARTUCCIA / CARTRIDGE

CR	257,00
BD - OT	309,00
F3 - QL	253,00
OR	360,00



88.572LL

Monocomando monoforo lavello con bocca alta orientabile

Single-lever kitchen mixer with high and swivel spout

Mitigeur évier bec haut orientable

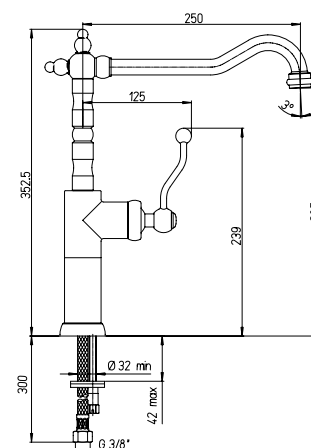
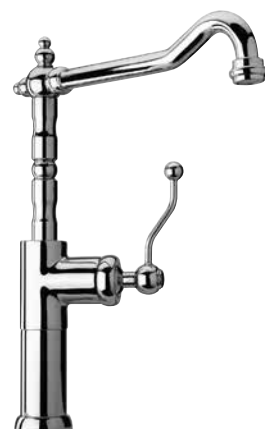
Mezclador monomando fregadero, caño alto giratorio

Einhebelmischer mit schwenkbarem Auslauf

RICAMBI / SPARE PARTS:

53CC956GM CARTUCCIA / CARTRIDGE

CR	304,00
BD - OT	365,00
F3 - QL	415,00
OR	426,00



duomo

88.690

Miscelatore doccia incasso

Built-in single-lever shower mixer

Mitigeur douche à encastrer

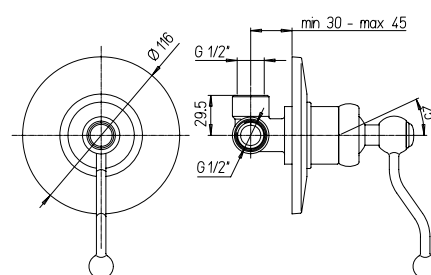
Mezclador ducha empotrado

Einbau Brausebatterie

RICAMBI / SPARE PARTS:

53CC956GM CARTUCCIA / CARTRIDGE

CR	104,00
BD - OT	125,00
F3 - QL	141,00
OR	146,00



88.6911

Miscelatore doccia incasso con deviatore rotativo 2 uscite

Built-in single-lever bath-shower mixer with 2-way rotary diverter valve

Mitigeur bain-douche à encastrer avec inverseur rotatif 2 sorties

Mezclador monomando baño-ducha empotrado

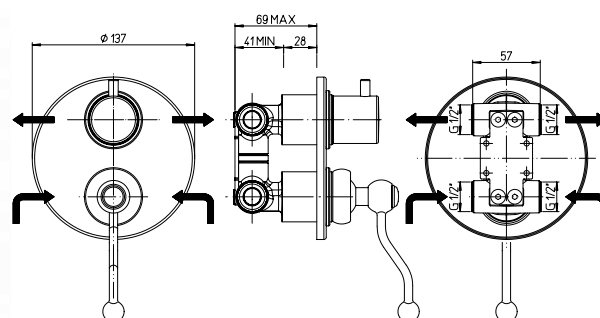
con desviador giratorio 2 salidas

Einbau Brausemischer mit Drehumsteller, 2 Wege

RICAMBI / SPARE PARTS:

53CC956GM CARTUCCIA / CARTRIDGE

CR	176,00
BD - OT	211,00
F3 - QL	238,00
OR	246,00



81 pixel new





Serie dotata di di accessori bagno (vedi pag.134)
Series available with accessories (see page 134)
Série avec accessoires (voir à la page 134)
Serie con acesorios (ver a la página 134)
Serie mit Toilettenartikeln (Seite 134 sehen) verfügbar

81..100NEW

Miscelatore vasca esterno completo

Single lever complete bath-shower mixer

Mitigeur bain-douche apparent avec garniture de douche

Mezclador monomando baño-ducha con equipo ducha

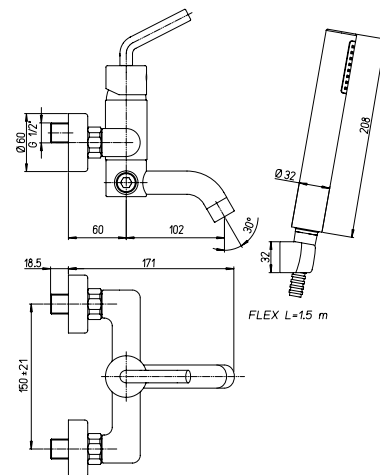
Bademischer mit Brausegarnitur

RICAMBI / SPARE PARTS:

53CC956GMD CARTUCCIA / CARTRIDGE

CR **219,00**

PW **329,00**



81..105NEW

Miscelatore vasca esterno con doccia "Duplex"

Single lever bath-shower mixer with adjustable shower kit

Mitigeur bain-douche apparent avec garniture de douche orientable

Mezclador monomando baño-ducha con equipo ducha, soporte articulado

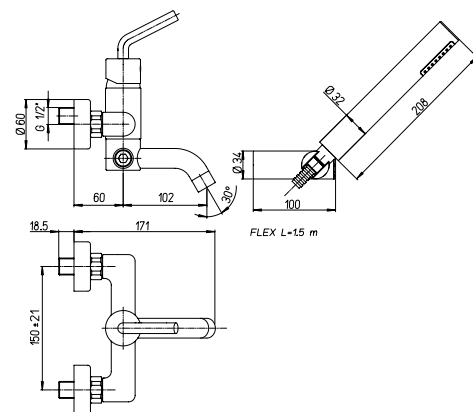
Bademischer mit Brausegarnitur, Brausehalter verstellbar

RICAMBI / SPARE PARTS:

53CC956GMD CARTUCCIA / CARTRIDGE

CR **222,00**

PW **333,00**



81..131

Duplex esterno

Adjustable shower kit

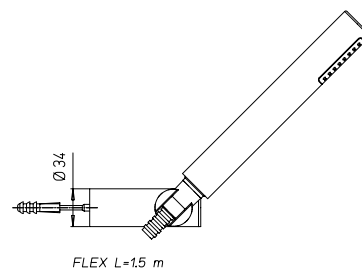
Garniture de douche orientable

Equipo ducha con soporte articulado

Brausegarnitur mit Brausehalter schwenkbar

CR **63,00**

PW **94,50**



81..111NEW

Miscelatore vasca esterno senza "Duplex"

Single-lever bath mixer

Mitigeur bain-douche apparent nu

Mezclador monomando para bañera

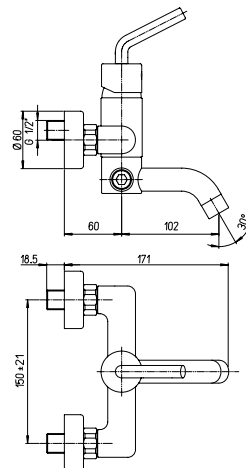
Bademischer ohne Brausegarnitur

RICAMBI / SPARE PARTS:

53CC956GMD CARTUCCIA / CARTRIDGE

CR **183,00**

PW **274,00**



81..207NEW

Batteria lavabo 3 fori a muro, bocca interasse mm 190

3-hole wall mounted basin mixer with 190 mm spout

Mélangeur 3 trous mural, bec 190 mm

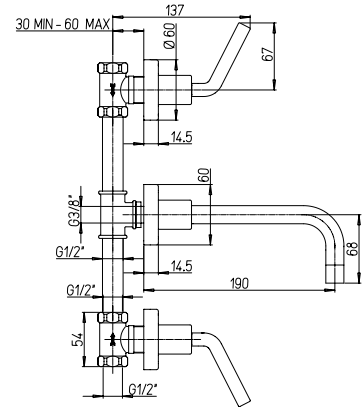
Mezclador empotrable para lavabo, caño 190 mm

Wand-3-Loch-Waschtisch-Batterie, Auslauf 190 mm

RICAMBI / SPARE PARTS:

53CC581AS VITONE / HEADWORK

53CC581AD VITONE / HEADWORK



CR **208,00**

PW **312,00**

81..208NEW

Miscelatore lavabo a muro, bocca interasse mm 190

Single-lever wall mounted mixer, 190 mm spout

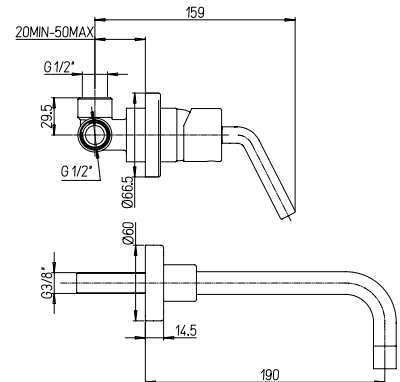
Mitigeur lavabo mural, bec 190 mm

Mezclador empotrable para lavabo, caño 190 mm

Wand-Waschtischmischer, Auslauf 190 mm

RICAMBI / SPARE PARTS:

53CC956GM CARTUCCIA / CARTRIDGE



CR **197,00**

PW **296,00**

81..208PNEW

Miscelatore lavabo a muro con piastra, bocca interasse mm 200

Single-lever wall mounted mixer with plate, 200 mm spout

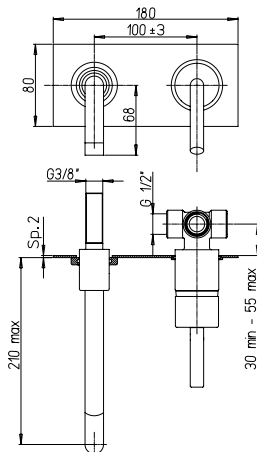
Mitigeur lavabo mural avec plaque de finition, bec 200 mm

Mezclador empotrable para lavabo con plancha, caño 200 mm

Wand-Waschtischmischer mit Abdeckplatte, Auslauf 200mm

RICAMBI / SPARE PARTS:

53CC956GM CARTUCCIA / CARTRIDGE



CR **270,00**

PW **405,00**

81..211NEW

Miscelatore monoforo lavabo, bocca orientabile, scarico 1"1/4 simple-rapid

Single-lever basin mixer, swivel spout, simple-rapid 1"1/4 pop-up waste

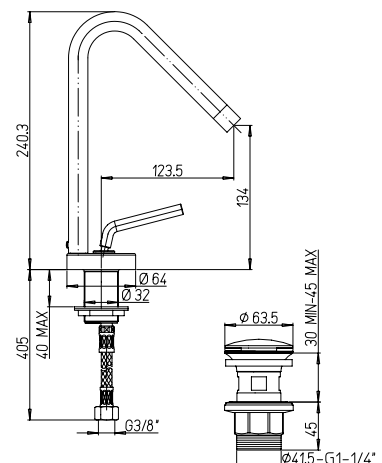
Mitigeur lavabo, bec orientable, vidage simple-rapid 1"1/4

Mezclador lavabo, caño giratorio, desagüe simple-rapid 1"1/4

Waschtischmischer mit schwenkbarem Auslauf, simple-rapid Ab- und Überlaufgarnitur 1"1/4

RICAMBI / SPARE PARTS:

53CC956G250T CARTUCCIA / CARTRIDGE



CR **178,00**

PW **267,00**

81..205NEW

Miscelatore monoforo lavabo senza scarico

Single-lever basin mixer without waste

Mitigeur lavabo sans vidage

Mezclador monomando lavabo sin desagüe

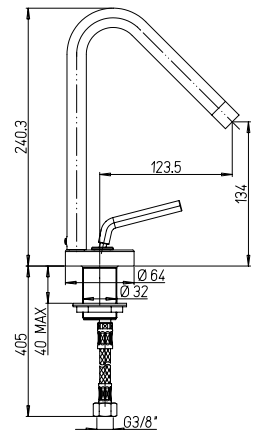
Waschtischmischer ohne Ablaufgarnitur

RICAMBI / SPARE PARTS:

53CC956G250T CARTUCCIA / CARTRIDGE

CR **170,00**

PW **255,00**



81..211LLNEW

Miscelatore monoforo lavabo tipo alto, scarico 1"1/4 simple-rapid

Single-lever basin mixer, high model with 1"1/4 simple-rapid pop-up waste

Mitigeur lavabo, type haut avec vidage simple-rapid 1"1/4

Mezclador monomando lavabo alto con desagüe simple-rapid 1"1/4

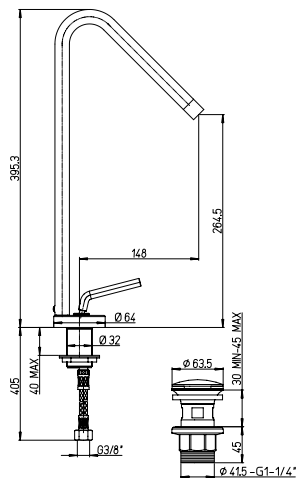
Waschtischmischer, hohe Ausführung, simple-rapid Ab- und Überlaufgarnitur 1"1/4

RICAMBI / SPARE PARTS:

53CC956G250T CARTUCCIA / CARTRIDGE

CR **199,00**

PW **299,00**



81..214NEW

Batteria lavabo 3 fori con bocca orientabile, scarico automatico 1"1/4

3-hole basin mixer with swivel spout, 1"1/4 pop-up waste

Mélangeur lavabo bec orientable avec vidage automatique 1"1/4

Batería lavabo caño giratorio con desagüe automático 1"1/4

Waschtischbatterie mit schwenkbarem Auslauf, Ab- und Überlaufgarnitur 1"1/4

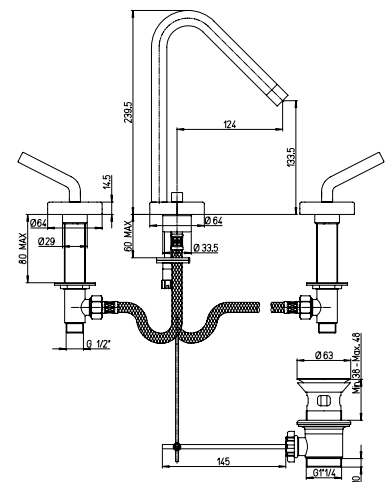
RICAMBI / SPARE PARTS:

53CC581AS VITONE / HEADWORK

53CC581AD VITONE / HEADWORK

CR **245,00**

PW **367,50**



81..306NEW

Miscelatore monoforo bidet, bocca orientabile, scarico 1"1/4 simple-rapid

Single-lever bidet mixer, swivel spout, simple-rapid 1"1/4 pop-up waste

Mitigeur bidet, bec orientable, vidage simple-rapid 1"1/4

Mezclador monomando bidé, caño giratorio, desagüe simple-rapid 1"1/4

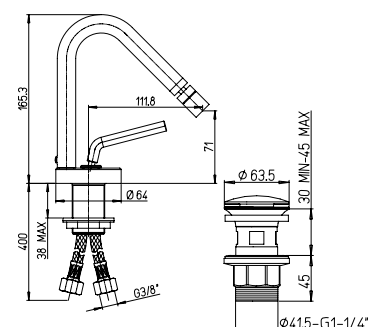
Bidetmischer mit schwenkbarem Auslauf, simple-rapid Ab- und Überlaufgarnitur 1"1/4

RICAMBI / SPARE PARTS:

53CC956G250T CARTUCCIA / CARTRIDGE

CR **178,00**

PW **267,00**



81..304NEW

Miscelatore monoforo bidet senza scarico

Single-lever bidet mixer without waste

Mitigeur bidet sans vidage

Mezclador monomando bidé sin desagüe

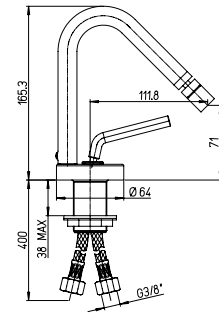
Bidetmischer ohne Ablaufgarnitur

RICAMBI / SPARE PARTS:

53CC956G250T CARTUCCIA / CARTRIDGE

CR **170,00**

PW **255,00**



81..314NEW

Batteria bidet 3 fori con bocca orientabile, scarico automatico 1"1/4

3-hole bidet mixer with swivel spout and 1"1/4 pop-up waste

Mélangeur bidet bec orientable avec vidage automatique 1"1/4

Batería bidé caño giratorio con desagüe automático 1"1/4

Bidetmischer mit schwenkbarem Auslauf, Ab- und Überlaufgarnitur 1"1/4

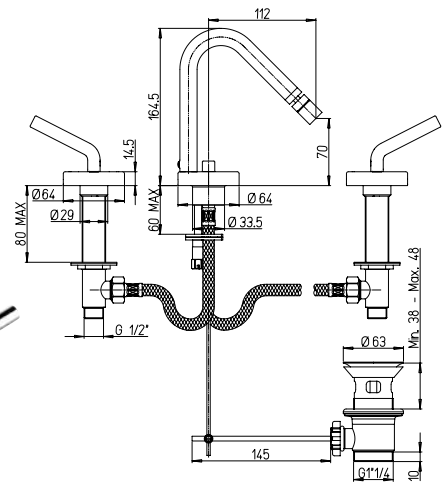
RICAMBI / SPARE PARTS:

53CC581AS VITONE / HEADWORK

53CC581AD VITONE / HEADWORK

CR **245,00**

PW **367,50**



pixel new

81..400NEW

Rubinetto arresto da 1/2"

1/2" stop valve

Robinet d'arrêt 1/2"

Llave de paso de 1/2"

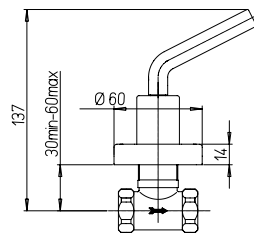
Absperrventil 1/2"

RICAMBI / SPARE PARTS:

53CC581AD VITONE / HEADWORK

CR **87,00**

PW **130,00**



81..501NEW

Miscelatore lavello a muro

Wall mounted single-lever kitchen mixer

Mitigeur évier mural

Mezclador fregadero exterior

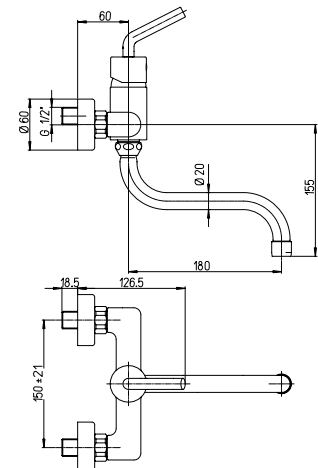
Wand-Spültischmischer

RICAMBI / SPARE PARTS:

53CC956GMD CARTUCCIA / CARTRIDGE

CR **157,00**

PW **236,00**



81..511NEW

Miscelatore doccia esterno 1/2"

1/2" single-lever shower mixer

Mitigeur douche apparent nu 1/2"

Mezclador monomando ducha 1/2" sin equipo ducha

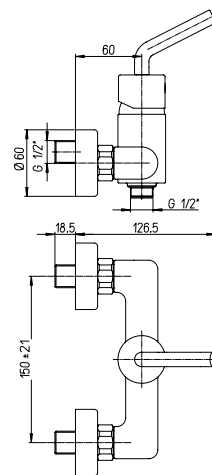
Brausemischer 1/2"

RICAMBI / SPARE PARTS:

53CC956GMD CARTUCCIA / CARTRIDGE

CR **140,00**

PW **211,00**



81..572NEW

Miscelatore monoforo lavello bocca alta orientabile

Single-lever kitchen mixer, high swivel spout

Mitigeur évier, bec haut orientable

Mezclador monomando fregadero con caño alto giratorio

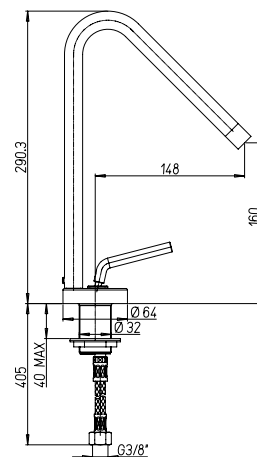
Einloch-Spültischbatterie mit schwenkbarem Rohrauslauf

RICAMBI / SPARE PARTS:

53CC956G250T CARTUCCIA / CARTRIDGE

CR **178,00**

PW **267,00**



81..690NEW

Miscelatore doccia incasso

Built-in single-lever shower mixer

Mitigeur douche à encastrer

Mezclador ducha empotrado

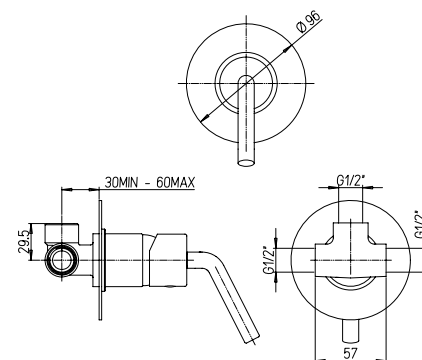
Einbau Brausebatterie

RICAMBI / SPARE PARTS:

53CC956GM CARTUCCIA / CARTRIDGE

CR **105,00**

PW **158,00**



81..6911NEW

Miscelatore doccia incasso con deviatore rotativo 2 uscite

Built-in single-lever bath-shower mixer with 2-way rotary diverter valve

Mitigeur bain-douche à encastrer avec inverseur rotatif 2 sorties

Mezclador monomando baño-ducha empotrado

con desviador giratorio 2 salidas

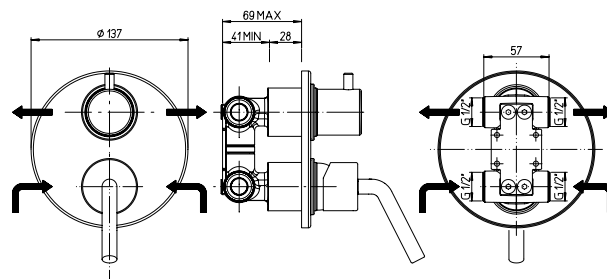
Einbau Brausemischer mit Drehumsteller, 2 Wege

RICAMBI / SPARE PARTS:

53CC956GM CARTUCCIA / CARTRIDGE

CR **200,00**

PW **300,00**



86
OVO





010

Serie dotata di miscelatori termostatici (vedi sezione TH Collection)
Series with thermostatic mixers available (see TH Collection section)
Série avec robinetterie thermostatique (voir la section TH Collection)
Serie con mezcladores termostáticos (ver la sección TH Collection)
Serie mit Thermostat-Batterien verfügbar (Abschnitt TH Collection sehen)

86..100

Miscelatore vasca esterno completo

Single lever complete bath-shower mixer

Mitigeur bain-douche apparent avec garniture de douche

Mezclador monomando baño-ducha con equipo ducha

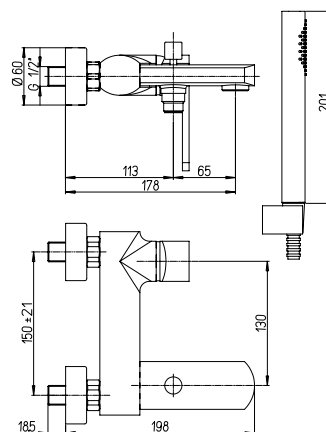
Bademischer mit Brausegarnitur

RICAMBI / SPARE PARTS:

53CC956GMD CARTUCCIA / CARTRIDGE

CR **249,00**

PW **336,00**



86..105

Miscelatore vasca esterno con doccia "Duplex"

Single lever bath-shower mixer with adjustable shower kit

Mitigeur bain-douche apparent avec garniture de douche orientable

Mezclador monomando baño-ducha con equipo ducha, soporte articulado

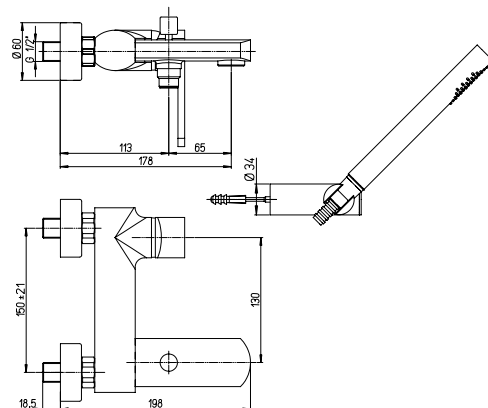
Bademischer mit Brausegarnitur, Brausehalter verstellbar

RICAMBI / SPARE PARTS:

53CC956GMD CARTUCCIA / CARTRIDGE

CR **262,00**

PW **353,00**



86..131

Duplex esterno

Adjustable shower kit

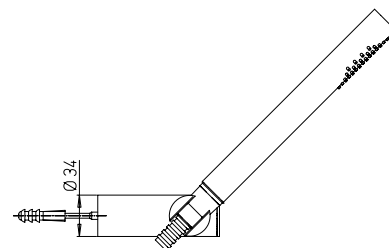
Garniture de douche orientable

Equipo ducha con soporte articulado

Brausegarnitur mit Brausehalter schwenkbar

CR **79,00**

PW **118,00**



86..111

Miscelatore vasca esterno senza "Duplex"

Single-lever bath mixer

Mitigeur bain-douche apparent nu

Mezclador monomando para bañera

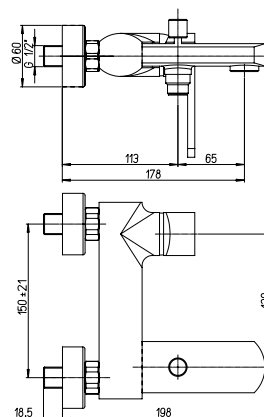
Bademischer ohne Brausegarnitur

RICAMBI / SPARE PARTS:

53CC956GMD CARTUCCIA / CARTRIDGE

CR **230,00**

PW **311,00**



86..109

Gruppo bordo vasca completo
Complete deck bath-shower mixer
Mélangeur bain douche 5 trous complet
Kit completo baño-ducha
5-Loch-Wannenbatterie

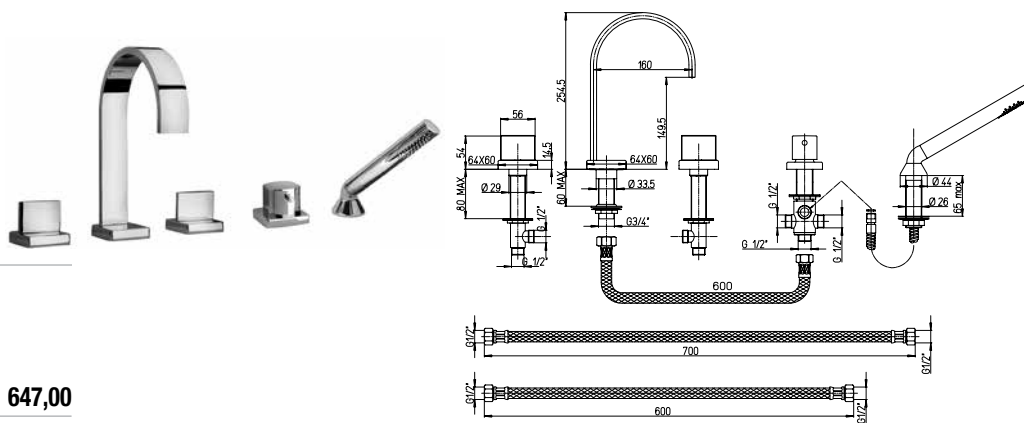
RICAMBI / SPARE PARTS:

53CC581ADA VITONE / HEADWORK

53CC581ASA VITONE / HEADWORK

CR **647,00**

PW **874,00**



86..208

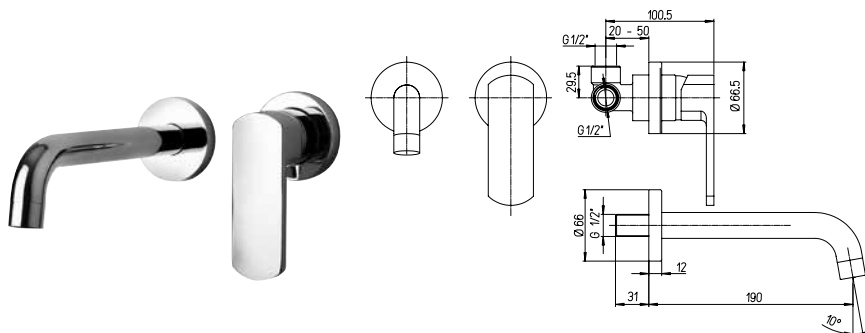
Miscelatore lavabo a muro, bocca interasse mm 190
Single-lever wall mounted mixer, 190 mm spout
Mitigeur lavabo mural, bec 190 mm
Mezclador empotrable para lavabo, caño 190 mm
Wand-Waschtischmischer, Auslauf 190 mm

RICAMBI / SPARE PARTS:

53CC956GM CARTUCCIA / CARTRIDGE

CR **168,00**

PW **227,00**



010

86..208P

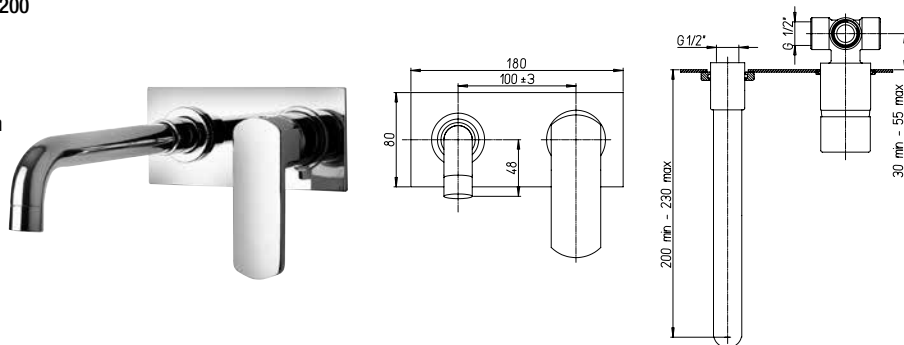
Miscelatore lavabo a muro con piastra, bocca interasse mm 200
Single-lever wall mounted mixer with plate, 200 mm spout
Mitigeur lavabo mural avec plaque de finition, bec 200 mm
Mezclador empotrable para lavabo con plancha, caño 200 mm
Wand-Waschtischmischer mit Abdeckplatte, Auslauf 200 mm

RICAMBI / SPARE PARTS:

53CC956GM CARTUCCIA / CARTRIDGE

CR **241,00**

PW **325,00**



86..204

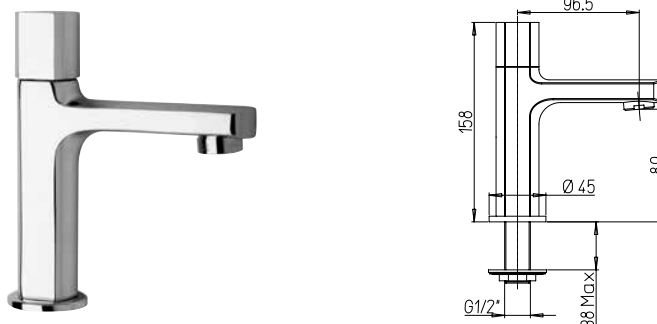
Lavabo collo cigno
Basin tap
Robinet simple lavabo
Grifo lavabo
Standventil

RICAMBI / SPARE PARTS:

53CC581AD VITONE / HEADWORK

CR **108,00**

PW **145,00**



86..211

Miscelatore monoforo lavabo con scarico automatico 1"1/4

Single-lever basin mixer with 1"1/4 pop-up waste

Mitigeur lavabo avec vidage automatique 1"1/4

Mezclador lavabo con desagüe automático 1"1/4

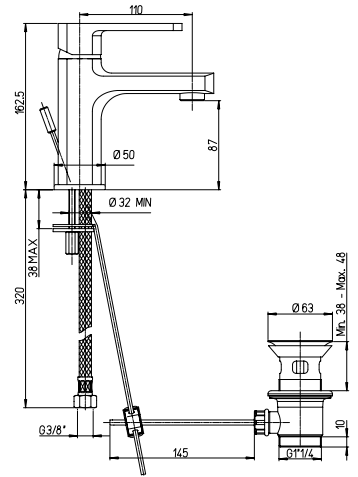
Waschtischmischer Ab- und Überlaufgarnitur 1"1/4

RICAMBI / SPARE PARTS:

53CC956GMD CARTUCCIA / CARTRIDGE

CR **169,00**

PW **228,00**



86..205

Miscelatore monoforo lavabo senza scarico

Single-lever basin mixer without waste

Mitigeur lavabo sans vidage

Mezclador monomando lavabo sin desagüe

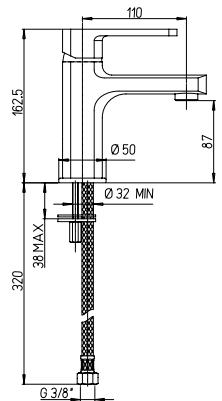
Waschtischmischer ohne Ablaufgarnitur

RICAMBI / SPARE PARTS:

53CC956GMD CARTUCCIA / CARTRIDGE

CR **159,00**

PW **214,00**



86..211WF

Miscelatore monoforo lavabo a cascata, scarico automatico 1"1/4

Single-lever basin mixer with 1"1/4 pop-up waste

Mitigeur lavabo avec vidage automatique 1"1/4

Mezclador lavabo con desagüe automático 1"1/4

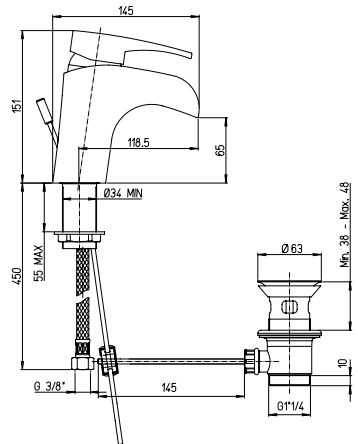
Waschtischmischer Ab- und Überlaufgarnitur 1"1/4

RICAMBI / SPARE PARTS:

53CC956GMD CARTUCCIA / CARTRIDGE

CR **234,00**

PW **288,00**



86..211WFS

Miscelatore monoforo lavabo a cascata, scarico automatico 1"1/4

Single-lever basin mixer with 1"1/4 pop-up waste

Mitigeur lavabo avec vidage automatique 1"1/4

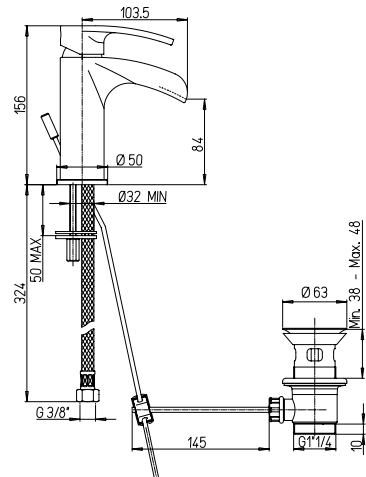
Mezclador lavabo con desagüe automático 1"1/4

Waschtischmischer Ab- und Überlaufgarnitur 1"1/4

RICAMBI / SPARE PARTS:

53CC956G25 CARTUCCIA / CARTRIDGE

CR **209,00**



86..211LL

Miscelatore monoforo lavabo tipo alto, scarico automatico 1"1/4

Single-lever basin mixer, high model with 1"1/4 pop-up waste

Mitigeur lavabo, type haut avec vidage automatique 1"1/4

Mezclador monomando lavabo alto con desagüe automático 1"1/4

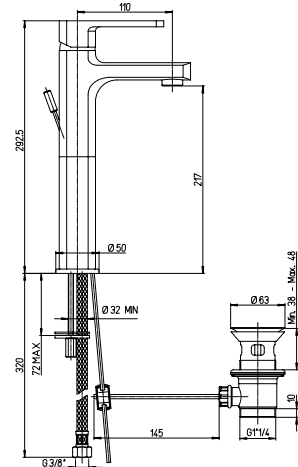
Waschtischmischer, hohe Ausführung, Ab- und Überlaufgarnitur 1"1/4

RICAMBI / SPARE PARTS:

53CC956GMD CARTUCCIA / CARTRIDGE

CR **262,00**

PW **353,00**



86..205LL

Miscelatore monoforo lavabo, tipo alto, senza scarico

Single-lever basin mixer, high model, without waste

Mitigeur lavabo, type haut, sans vidage

Mezclador monomando lavabo alto sin desagüe

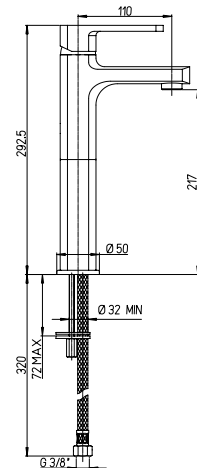
Waschtischmischer, hohe Ausführung ohne Ablaufgarnitur

RICAMBI / SPARE PARTS:

53CC956GMD CARTUCCIA / CARTRIDGE

CR **250,00**

PW **337,00**



86..205LLWF

Miscelatore monoforo lavabo tipo alto a cascata, senza scarico

Single-lever basin mixer, high model without waste

Mitigeur lavabo, type haut sans vidage

Mezclador monomando lavabo alto sin desagüe

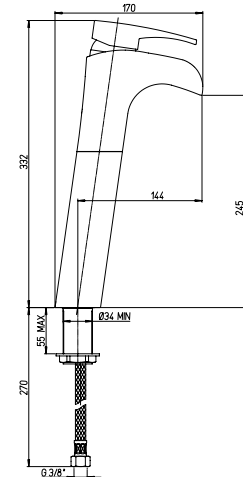
Waschtischmischer, hohe Ausführung ohne Ablaufgarnitur

RICAMBI / SPARE PARTS:

53CC956GMD CARTUCCIA / CARTRIDGE

CR **320,00**

PW **347,00**



86..211LLWFSSR

Miscelatore monoforo lavabo a cascata tipo alto scarico 1"1/4 simple-rapid

Single-lever basin mixer high model with simple-rapid 1"1/4 pop-up waste

Mitigeur lavabo type haut avec vidage simple-rapid 1"1/4

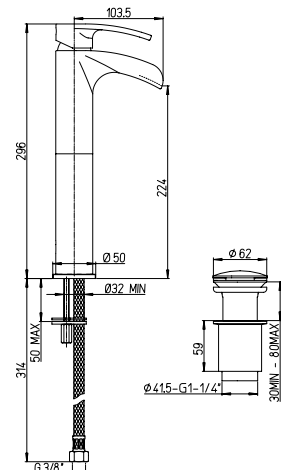
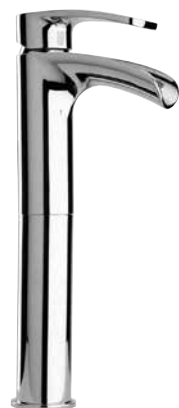
Mezclador lavabo alto con desagüe simple-rapid 1"1/4

Waschtischmischer hohe Ausführung simple-rapid Ab- und Überlaufgarnitur 1"1/4

RICAMBI / SPARE PARTS:

53CC956G25 CARTUCCIA / CARTRIDGE

CR **316,00**



86..214

Batteria lavabo 3 fori con scarico automatico 1"1/4
 3-hole basin mixer with 1"1/4 pop-up waste
Mélangeur lavabo avec vidage automatique 1"1/4
 Bateria lavabo con desagüe automático 1"1/4
Waschtischbatterie mit Ab- und Überlaufgarnitur 1"1/4

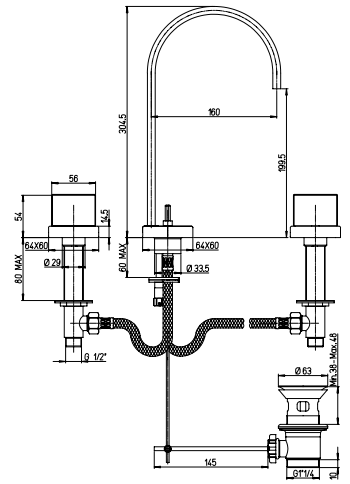
NOT AVAILABLE FOR GERMANY

RICAMBI / SPARE PARTS:

53CC581ADA VITONE / HEADWORK

53CC581ASA VITONE / HEADWORK

CR	367,00
PW	495,00



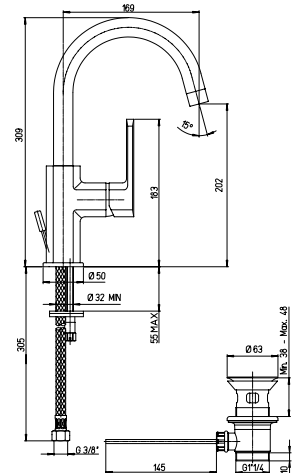
86..250

Miscelatore monoforo lavabo con bocca tubo orientabile, scarico automatico 1"1/4
 Single-lever basin mixer with swivel spout, 1"1/4 pop-up waste
Mitigeur lavabo avec bec orientable, vidage automatique 1"1/4
 Mezclador lavabo con caño giratorio, desagüe automático 1"1/4
Waschtischmischer mit schwenkbarem Auslauf, Ab- und Überlaufgarnitur 1"1/4

RICAMBI / SPARE PARTS:

53CC956GMD CARTUCCIA / CARTRIDGE

CR	167,00
PW	226,00



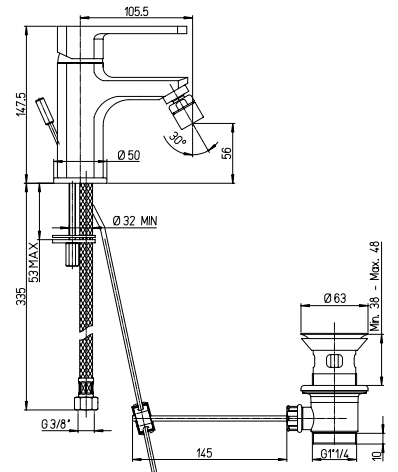
86..306

Miscelatore monoforo bidet, scarico automatico 1"1/4
 Single-lever bidet mixer with 1"1/4 pop-up waste
Mitigeur bidet avec vidage automatique 1"1/4
 Mezclador monomando bidé con desagüe automático 1"1/4
Bidetmischer Ab- und Überlaufgarnitur 1"1/4

RICAMBI / SPARE PARTS:

53CC956GMD CARTUCCIA / CARTRIDGE

CR	169,00
PW	228,00



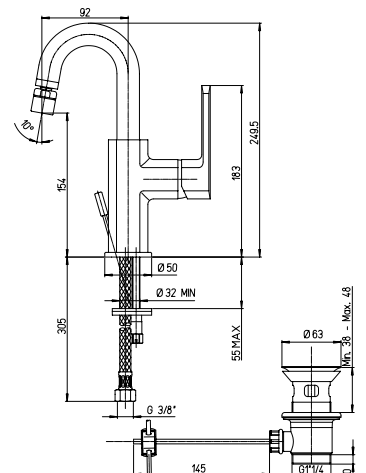
86..251

Miscelatore monoforo bidet con bocca tubo orientabile, scarico automatico 1"1/4
 Single-lever bidet mixer with swivel tube spout, 1"1/4 pop-up waste
Mitigeur bidet avec bec tube orientable, vidage automatique 1"1/4
 Mezclador monomando bidé con caño tubular giratorio, desagüe automático 1"1/4
Bidetmischer mit schwenkbarem Rohrauslauf, Ab- und Überlaufgarnitur 1"1/4

RICAMBI / SPARE PARTS:

53CC956GMD CARTUCCIA / CARTRIDGE

CR	167,00
PW	226,00



86.511

Miscelatore doccia esterno 1/2"

1/2" single-lever shower mixer

Mitigeur douche apparent nu 1/2"

Mezclador monomando ducha 1/2" sin equipo ducha

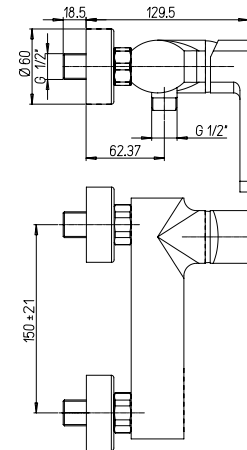
Brausemischer 1/2" ohne Brausegarnitur

RICAMBI / SPARE PARTS:

53CC956GMD CARTUCCIA / CARTRIDGE

CR **137,00**

PW **185,00**



86.556

Miscelatore monoforo lavello bocca a molla con asta orientabile

Single-lever kitchen mixer with spring and swivel spout

Mitigeur évier avec bec à ressort orientable

Mezclador monomando fregadero, caño a resorte giratorio

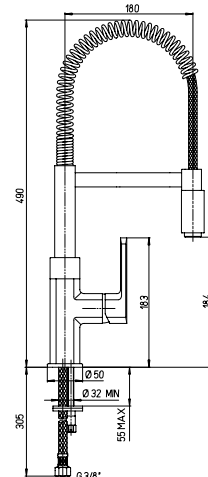
Einhebelmischer mit schwenkbarem Federauslauf

RICAMBI / SPARE PARTS:

53CC956GMD CARTUCCIA / CARTRIDGE

CR **304,00**

PW **415,00**



86.557

Miscelatore monoforo lavello bocca a molla con asta orientabile, doccia 2 funzioni

Single-lever kitchen mixer with spring and swivel spout, dual mode spray

Mitigeur évier avec bec à ressort orientable et douchette 2 jets

Mezclador monomando fregadero, caño a resorte giratorio y ducha 2 funciones

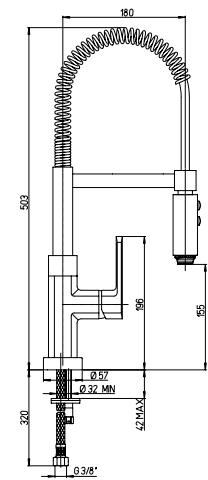
Einhebelmischer mit schwenkbarem Federauslauf und 2 Strahlarten Handbrause

RICAMBI / SPARE PARTS:

53CC956GMD CARTUCCIA / CARTRIDGE

CR **409,00**

PW **556,00**



86.558

Miscelatore monoforo lavello con bocca a molla orientabile

Single-lever kitchen mixer with spring and swivel spout

Mitigeur évier avec bec à ressort orientable

Mezclador monomando fregadero, caño a resorte giratorio

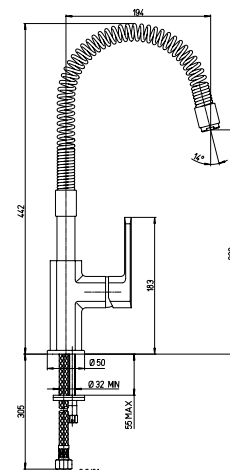
Einhebelmischer mit schwenkbarem Federauslauf

RICAMBI / SPARE PARTS:

53CC956GMD CARTUCCIA / CARTRIDGE

CR **257,00**

PW **346,00**



OVO

86.572

Miscelatore monoforo lavello con bocca alta orientabile

Single-lever kitchen mixer with high swivel spout

Mitigeur évier avec bec haut orientable

Mezclador monomando fregadero con caño alto giratorio

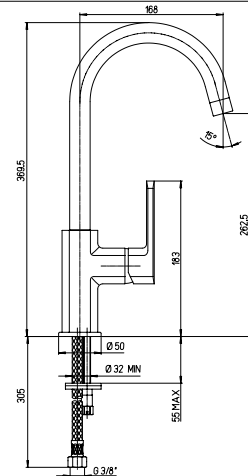
Spültischmischer mit schwenkbarem Auslauf

RICAMBI / SPARE PARTS:

53CC956GMD CARTUCCIA / CARTRIDGE

CR **231,00**

PW **315,00**



86.579

Miscelatore monoforo lavello con bocca a fontana

Single-lever kitchen mixer with fountain spout

Mitigeur évier avec bec fontaine

Mezclador monomando fregadero con caño a fuente

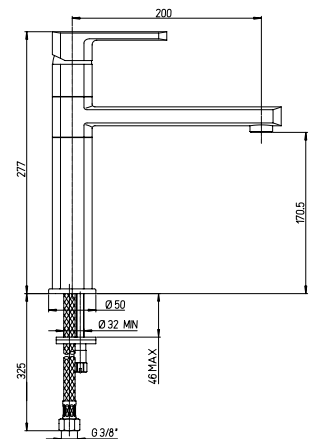
Spültischmischer mit Brunnenauslauf

RICAMBI / SPARE PARTS:

53CC956GM CARTUCCIA / CARTRIDGE

CR **252,00**

PW **341,00**



86.591

Miscelatore monoforo lavello con doccetta monogetto estraibile

Single-lever kitchen mixer with single flow pull-out shower

Mitigeur évier avec douchette escamotable

Mezclador monomando fregadero con ducha extraíble

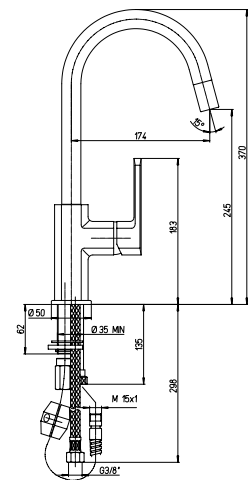
Spültischmischer mit herausziehbarer Handbrause

RICAMBI / SPARE PARTS:

53CC956GM CARTUCCIA / CARTRIDGE

CR **283,00**

PW **383,00**



86.690

Miscelatore doccia incasso

Built-in single-lever shower mixer

Mitigeur douche à encastrer

Mezclador ducha empotrado

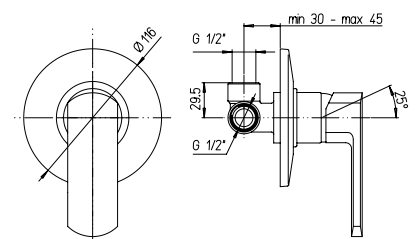
Einbau Brausebatterie

RICAMBI / SPARE PARTS:

53CC956GM CARTUCCIA / CARTRIDGE

CR **98,00**

PW **133,00**



86..6911

Miscelatore doccia incasso con deviatore rotativo 2 uscite

Built-in single-lever bath-shower mixer with 2-way rotary diverter valve

Mitigeur bain-douche à encastrer avec inverseur rotatif 2 sorties

Mezclador monomando baño-ducha empotrado

con desviador giratorio 2 salidas

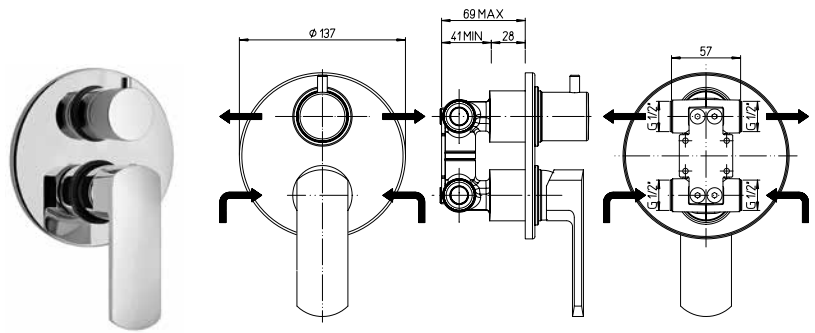
Einbau Brausemischer mit Drehumsteller, 2 Wege

RICAMBI / SPARE PARTS:

53CC956GM CARTUCCIA / CARTRIDGE

CR **171,00**

PW **231,00**



86..400

Rubinetto di arresto 1/2"

1/2" stop valve

Robinet d'arrêt 1/2"

Llave de paso 1/2"

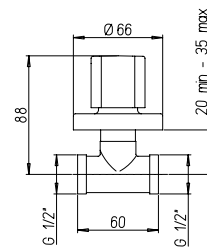
1/2" Absperrventil

RICAMBI / SPARE PARTS:

53CC581AD VITONE / HEADWORK

CR **72,00**

PW **98,00**



44 ghibli

Green Thinking

La cartuccia Energy saving è intercambiabile con la cartuccia standard da 35 mm.

Energy Saving è una tecnologia che permette di fornire solo acqua fredda con la leva posizionata nel mezzo:

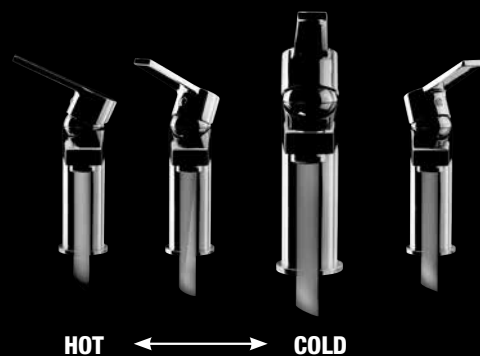
- risparmiando acqua calda
- risparmiando soldi
- rispettando l'ambiente

Energy saving cartridge is interchangeable with the standard 35 mm one.

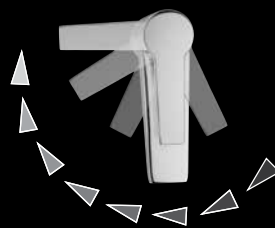
Energy Saving is a technology that allows an output of cold water only by positioning the lever in the middle point:

- hot water saving
- money saving
- environmental respect

G35 Energy Saving



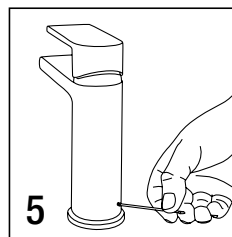
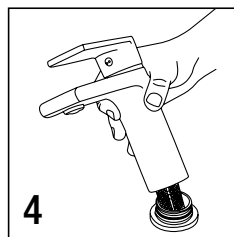
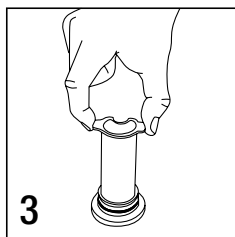
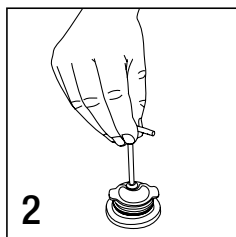
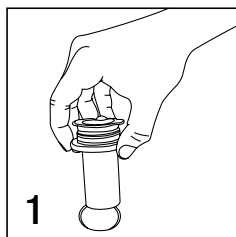
ENERGY[®]
saving



 NUOVA GALATRON



easy fix



- 1 Inserire il kit di montaggio nel foro del lavandino
- 2 Serrare la vite con la chiave a brugola fornita
- 3 Rimuovere il supporto in plastica dall'alto
- 4 Inserire i tubi flessibili nel foro del kit di montaggio e posizionare il rubinetto aderente al fondo
- 5 Fissare il corpo mediante le due viti con la chiave a brugola in dotazione

- 1 Locate the fixing kit into the basin hole
- 2 Screw it with the proper Allen key
- 3 Take out the plastic support from above
- 4 Pass the flexible tail pipes through the hole of the fixing kit and locate the tap so it covers and seals the hole
- 5 Tighten the two screws with the proper allen key to secure the tap to surface

44..100

Miscelatore vasca esterno completo

Single lever complete bath-shower mixer

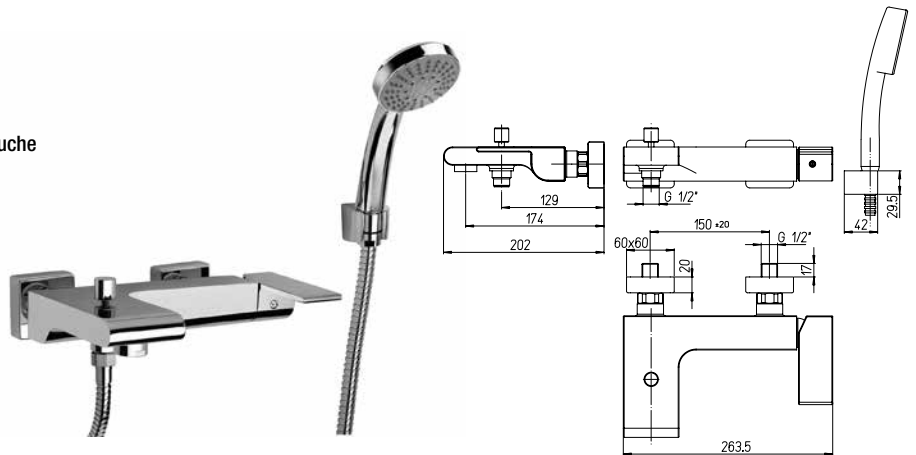
Mitigeur bain-douche apparent avec garniture de douche

Mezclador monomando baño-ducha con equipo ducha

Bademischer mit Brausegarnitur

RICAMBI / SPARE PARTS:

53CC956GM CARTUCCIA / CARTRIDGE



CR

210,00

44..105

Gruppo vasca esterno con doccia "Duplex"

Bath-shower mixer with adjustable shower kit

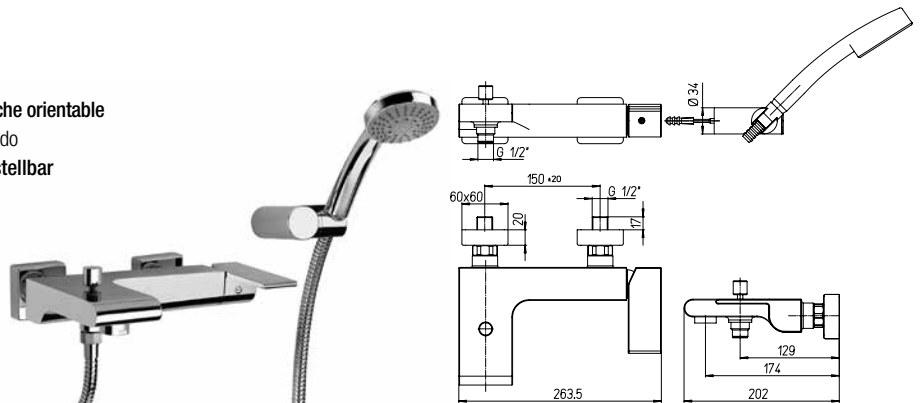
Mélangeur bain-douche apparent avec garniture de douche orientable

Mezclador baño-ducha con equipo ducha, soporte articulado

Wannenbatterie mit Brausegarnitur, Brausehalter verstellbar

RICAMBI / SPARE PARTS:

53CC956GM CARTUCCIA / CARTRIDGE



CR

219,50

44..131

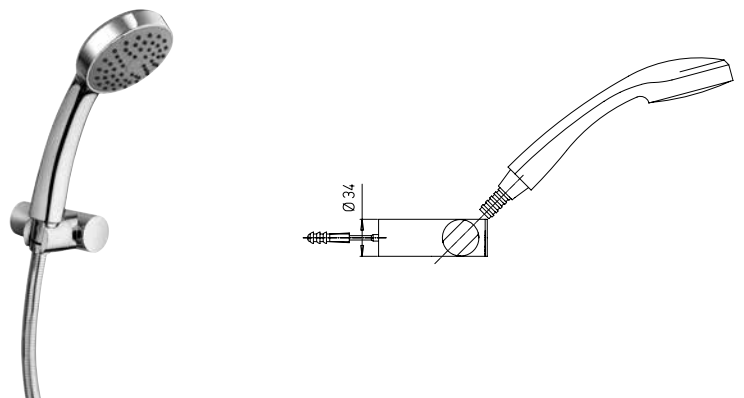
Duplex esterno

Adjustable shower kit

Garniture de douche orientable

Equipo ducha con soporte articulado

Brausegarnitur mit Brausehalter schwenkbar



CR

00,00

44..111

Miscelatore vasca esterno senza "Duplex"

Single-lever bath mixer

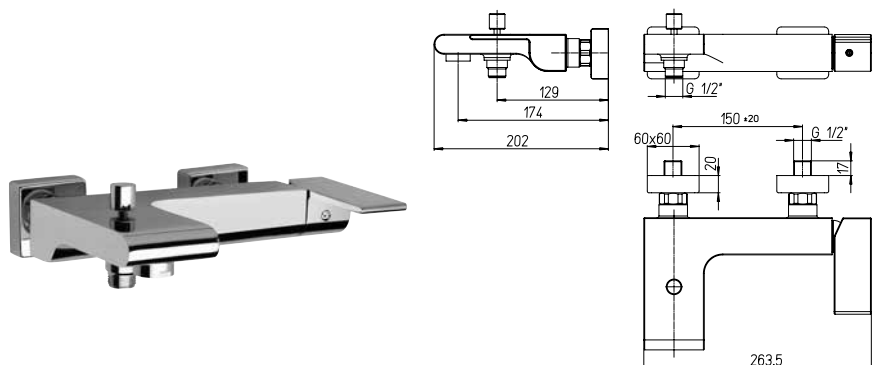
Mitigeur bain-douche apparent nu

Mezclador monomando para bañera

Bademischer ohne Brausegarnitur

RICAMBI / SPARE PARTS:

53CC956GM CARTUCCIA / CARTRIDGE



CR

203,00

44..208

Miscelatore lavabo a muro, bocca interasse mm 190

Single-lever wall mounted mixer, 190 mm spout

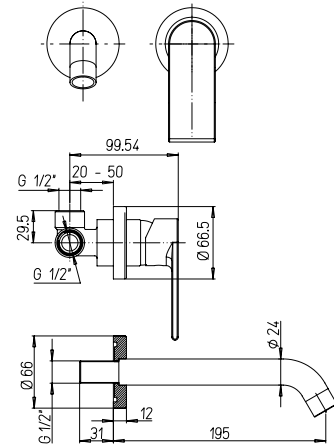
Mitigeur lavabo mural, bec 190 mm

Mezclador empotrable para lavabo, caño 190 mm

Wand-Waschtischmischer, Auslauf 190 mm

RICAMBI / SPARE PARTS:

53CC956GM CARTUCCIA / CARTRIDGE



CR **168,50**

44..208P

Miscelatore lavabo a muro con piastra, bocca interasse mm 200

Single-lever wall mounted mixer with plate, 200 mm spout

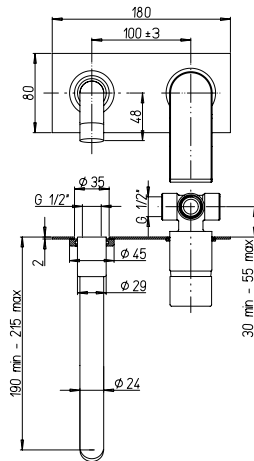
Mitigeur lavabo mural avec plaque de finition, bec 200 mm

Mezclador empotrable para lavabo con plancha, caño 200 mm

Wand-Waschtischmischer mit Abdeckplatte, Auslauf 200 mm

RICAMBI / SPARE PARTS:

53CC956GM CARTUCCIA / CARTRIDGE



CR **241,00**

44..211EFXSR

Miscelatore monoforo lavabo con piletta clic-clac 1"1/4

Single lever basin mixer with 1"1/4 clic clac waste

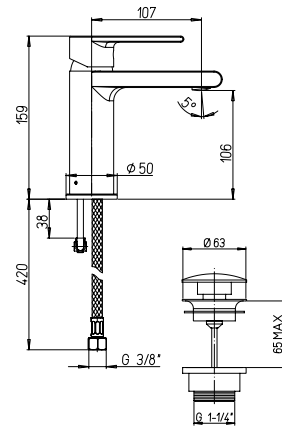
Mitigeur lavabo avec vidage clic clac 1"1/4

Mezclador monomando lavabo, desagüe 1"1/4 con tapon click-clack

Waschtischmischer mit Ab- und Überlaufgarnitur Clic Clac 1"1/4

RICAMBI / SPARE PARTS:

53CC956G350EP CARTUCCIA / CARTRIDGE



CR **152,00**

44..306EFXSR

Miscelatore monoforo bidet con piletta clic-clac 1"1/4

Single-lever bidet mixer with 1"1/4 clic clac waste

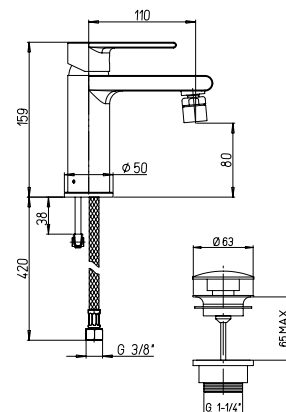
Mitigeur bidet avec vidage clic clac 1"1/4

Mezclador monomando bidé con desagüe 1"1/4 con tapon click-clack

Bidetmischer Ab- und Überlaufgarnitur Clic Clac 1"1/4

RICAMBI / SPARE PARTS:

53CC956G350EP CARTUCCIA / CARTRIDGE



CR **152,00**

44..511

Miscelatore doccia esterno 1/2"

1/2" single-lever shower mixer

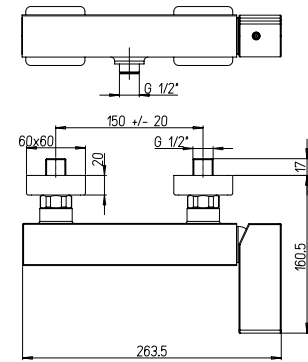
Mitigeur douche apparent nu 1/2"

Mezclador monomando ducha 1/2" sin equipo ducha

Brausemischer 1/2" ohne Brausegarnitur

RICAMBI / SPARE PARTS:

53CC956GM CARTUCCIA / CARTRIDGE



CR

137,00

44..690

Miscelatore doccia incasso

Built-in single-lever shower mixer

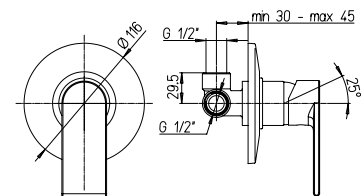
Mitigeur douche à encastrer

Mezclador ducha empotrado

Einbau Brausebatterie

RICAMBI / SPARE PARTS:

53CC956GM CARTUCCIA / CARTRIDGE



CR

64,00

44..6911

Miscelatore doccia incasso con deviatore rotativo 2 uscite

Built-in single-lever bath-shower mixer with 2-way rotary diverter valve

Mitigeur bain-douche à encastrer avec inverseur rotatif 2 sorties

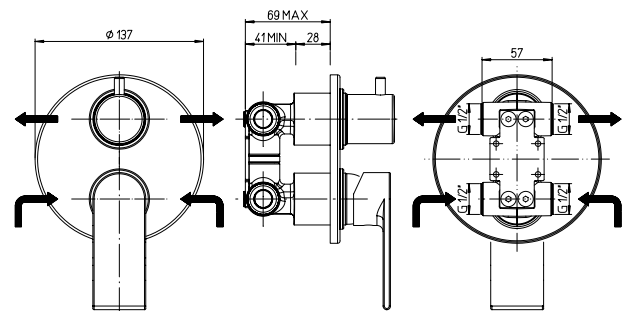
Mezclador monomando baño-ducha empotrado

con desviador giratorio 2 salidas

Einbau Brausemischer mit Drehumsteller, 2 Wege

RICAMBI / SPARE PARTS:

53CC956GM CARTUCCIA / CARTRIDGE



CR

129,50

78 COX





COX

Serie dotata di miscelatori termostatici (vedi sezione TH Collection)
Series with thermostatic mixers available (see TH Collection section)
Série avec robinetterie thermostatique (voir la section TH Collection)
Serie con mezcladores termostáticos (ver la sección TH Collection)
Serie mit Thermostat-Batterien verfügbar (Abschnitt TH Collection sehen)

78..100

Miscelatore vasca esterno completo

Single-lever complete bath-shower mixer

Mitigeur bain-douche apparent avec garniture de douche

Mezclador monomando baño-ducha mural con equipo ducha

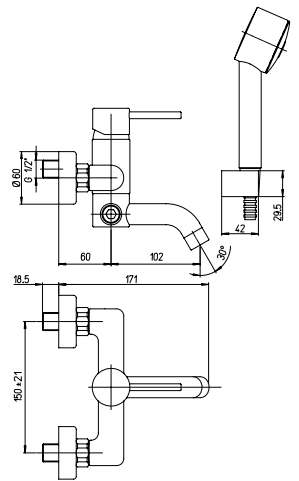
Bademischer mit Brausegarnitur

RICAMBI / SPARE PARTS:

53CC956GMD CARTUCCIA / CARTRIDGE

CR **171,00**

PW **231,00**



78..105

Miscelatore vasca esterno con doccia "Duplex"

Single lever bath-shower mixer with adjustable shower kit

Mitigeur bain-douche apparent avec garniture de douche orientable

Mezclador monomando baño-ducha mural con equipo ducha, soporte articulado

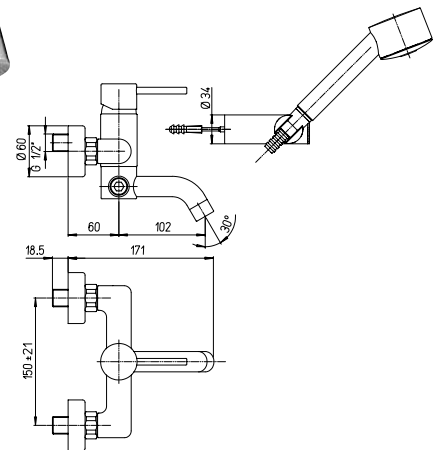
Bademischer mit Brausegarnitur, Brausehalter verstellbar

RICAMBI / SPARE PARTS:

53CC956GMD CARTUCCIA / CARTRIDGE

CR **175,00**

PW **236,00**



78..131

Duplex esterno

Adjustable shower kit

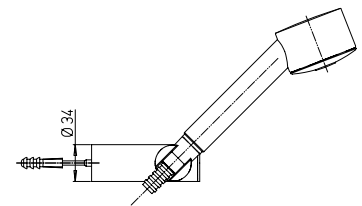
Garniture de douche orientable

Equipo ducha con soporte articulado

Brausegarnitur mit Brausehalter schwenkbar

CR **52,50**

PW - PA **79,00**



78..111

Miscelatore vasca esterno senza "Duplex"

Single-lever bath mixer

Mitigeur bain-douche apparent nu

Mezclador monomando para bañera

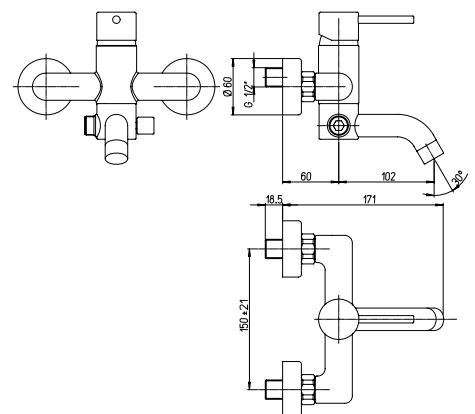
Bademischer ohne Brausegarnitur

RICAMBI / SPARE PARTS:

53CC956GMD CARTUCCIA / CARTRIDGE

CR **156,00**

PW **211,00**



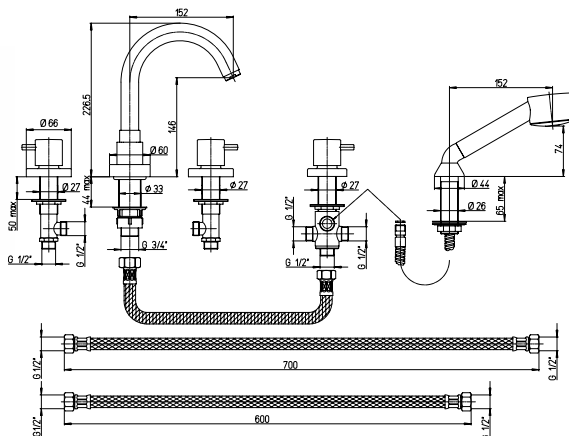
78..109

Gruppo bordo vasca completo

Complete deck bath-shower mixer

Mélangeur bain douche 5 trous complet

Batería baño-ducha encimera

5-Loch-Wannenbatterie

RICAMBI / SPARE PARTS:

53CC581AS VITONE / HEADWORK**53CC581AD** VITONE / HEADWORK**CR 442,00****PW 597,00**

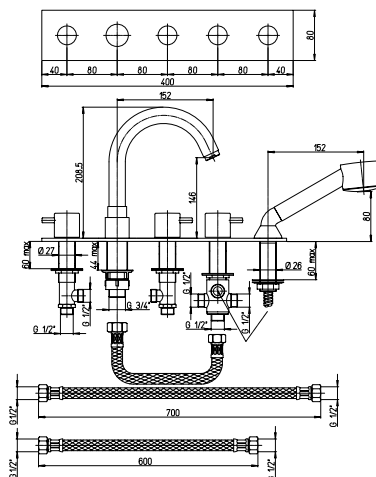
78..109P

Gruppo bordo vasca 5 fori con piastra

Complete deck bath-shower mixer with plate

Mélangeur bain douche 5 trous complet avec plaque de finition

Batería baño-ducha encimera con plancha

5-Loch-Wannenbatterie mit Abdeckplatte

RICAMBI / SPARE PARTS:

53CC581AS VITONE / HEADWORK**53CC581AD** VITONE / HEADWORK**CR 588,00****PW 793,00**

78..433SDF1P

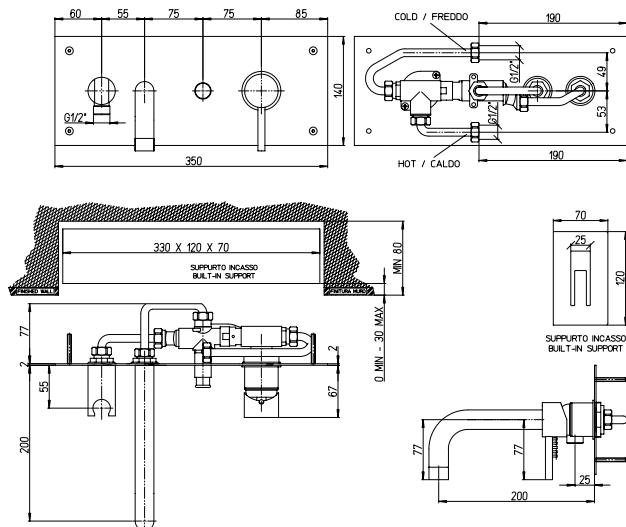
Monocomando vasca a muro piastra rettangolare con miscelatore, deviatore, bocca, supporto doccia con attacco flessibile e scatola di fissaggio a muro, senza flessibile e doccia

Wall mounted bath shower mixer with rectangular plate including mixer, diverter, spout, shower holder and flexible connection, box for fixing. Flexible hose and hand shower are not included

Mitigeur bain douche mural avec plaque rectangulaire, livré avec mitigeur, inverseur, bec, support douchette et attaque pour flexible, boîte pour fixation mural. Le flexible de douche et la douchette ne sont pas inclus

Mezclador empotrable para lavabo con plancha, con mezclador, desviador, caño, soporte ducha, caja de fijación. Sin flexible y ducha

Wand-Waschtischmischer mit Abdeckplatte, mit Mischer, Umsteller, Auslauf, Brausehalter und Schlauchverbinding, Einbaubefestigungssatz. Außer Brauseschlauch und Handbrause



RICAMBI / SPARE PARTS:

53CC956GMD CARTUCCIA / CARTRIDGE**CR 672,00**

78..78CR4331P

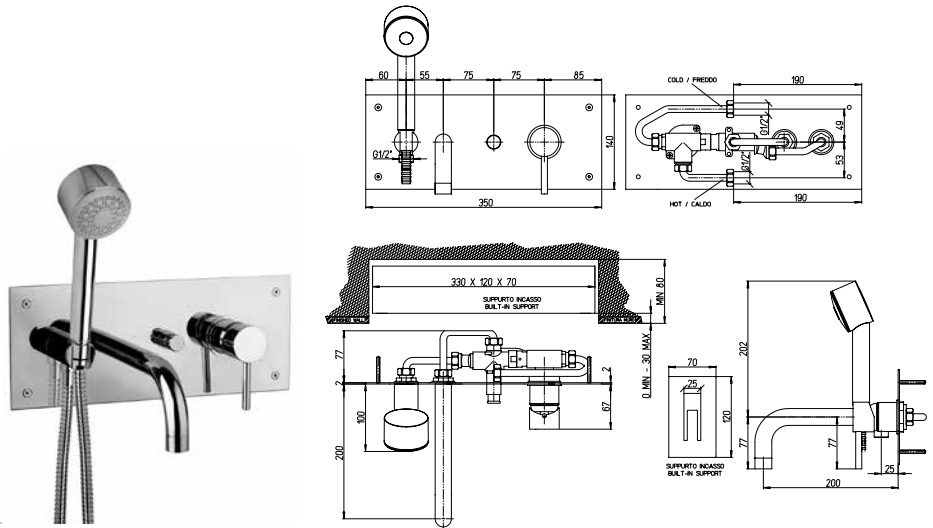
Monocomando vasca a muro piastra rettangolare con miscelatore, deviatore, bocca, supporto doccia con attacco flessibile e scatola di fissaggio a muro con flessibile e doccia

Wall mounted bath shower mixer with rectangular plate including mixer, diverter, spout, shower holder and flexible connection, box for fixing. Flexible hose and hand shower included

Mitigeur bain douche mural avec plaque rectangulaire, livré avec mitigeur, inverseur, bec, support douchette et attaque pour flexible, boîte pour fixation mural. Le flexible de douche et la douchette sont inclus

Mezclador empotrable para lavabo con plancha, con mezclador, desviador, caño, soporte ducha, caja de fijación. Con flexible y ducha

Wand-Waschtischmischer mit Abdeckplatte, mit Mischer, Umsteller, Auslauf, Brausehalter und Schlauchverbindung, Einbaubefestigungssatz, Brauseschlauch und Handbrause



RICAMBI / SPARE PARTS:

53CC956GMD CARTUCCIA / CARTRIDGE

CR **703,50**

78..211

Miscelatore monoforo lavabo, scarico automatico 1"1/4

Single-lever basin mixer with 1"1/4 pop-up waste

Mitigeur lavabo avec vidage automatique 1"1/4

Mezclador lavabo con desagüe automático 1"1/4

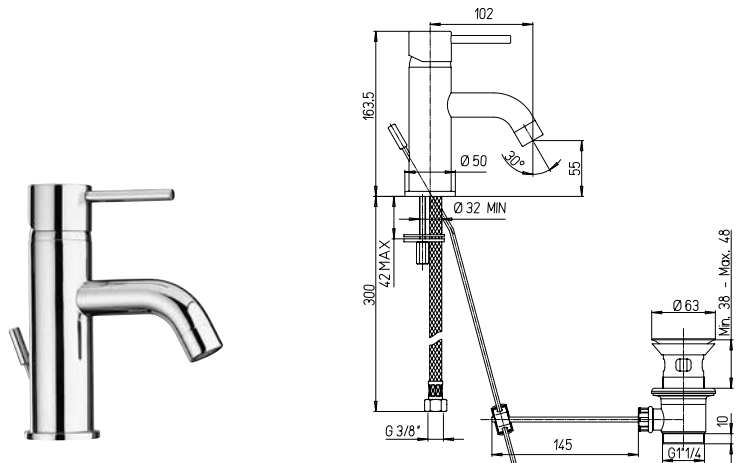
Waschtischmischer Ab- und Überlaufgarnitur 1"1/4

RICAMBI / SPARE PARTS:

53CC956GMD CARTUCCIA / CARTRIDGE

CR **144,00**

PW **194,00**



78..205

Miscelatore monoforo lavabo senza scarico

Single-lever basin mixer without waste

Mitigeur lavabo sans vidage

Mezclador monomando lavabo sin desagüe

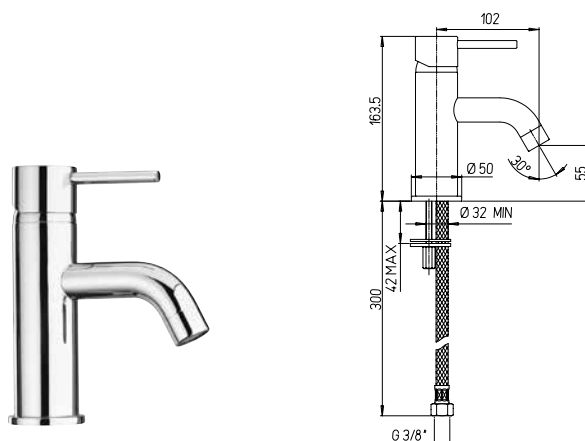
Waschtischmischer ohne Ablaufgarnitur

RICAMBI / SPARE PARTS:

53CC956GMD CARTUCCIA / CARTRIDGE

CR **135,00**

PW **182,00**



78..211JO

Miscelatore monoforo lavabo, scarico automatico 1"1/4

Single-lever basin mixer with 1"1/4 pop-up waste

Mitigeur lavabo avec vidage automatique 1"1/4

Mezclador lavabo con desagüe automático 1"1/4

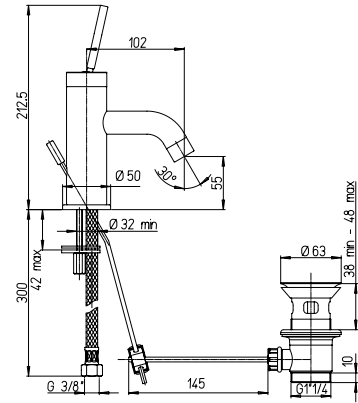
Waschtischmischer Ab- und Überlaufgarnitur 1"1/4

RICAMBI / SPARE PARTS:

53CC956D35DJ0 CARTUCCIA / CARTRIDGE

CR **154,00**

PW **208,00**



78..211S

Miscelatore monoforo lavabo, scarico automatico 1"1/4

Single-lever basin mixer with 1"1/4 pop-up waste

Mitigeur lavabo avec vidage automatique 1"1/4

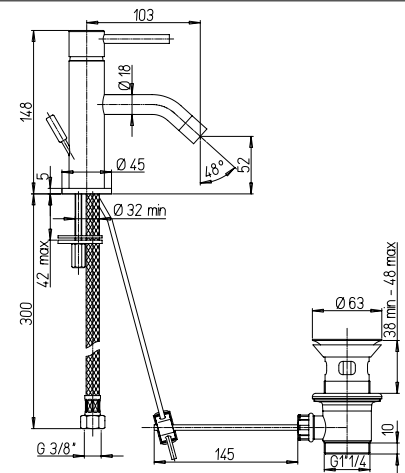
Mezclador lavabo con desagüe automático 1"1/4

Waschtischmischer Ab- und Überlaufgarnitur 1"1/4

RICAMBI / SPARE PARTS:

53CC956G25 CARTUCCIA / CARTRIDGE

CR **105,00**



78..211LL

Miscelatore monoforo lavabo tipo alto, scarico automatico 1"1/4

Single-lever basin mixer, high model with 1"1/4 pop-up waste

Mitigeur lavabo, type haut avec vidage automatique 1"1/4

Mezclador monomando lavabo alto con desagüe automático 1"1/4

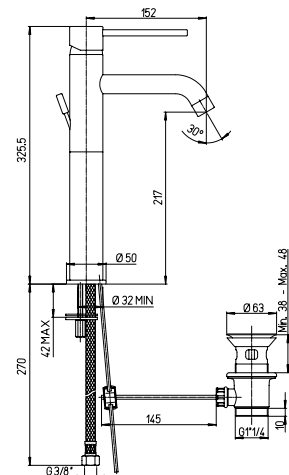
Waschtischmischer, hohe Ausführung, Ab- und Überlaufgarnitur 1"1/4

RICAMBI / SPARE PARTS:

53CC956GMD CARTUCCIA / CARTRIDGE

CR **195,00**

PW **263,00**



78..205LL

Miscelatore monoforo lavabo, tipo alto, senza scarico

Single-lever basin mixer, high model, without waste

Mitigeur lavabo, type haut, sans vidage

Mezclador monomando lavabo alto sin desagüe

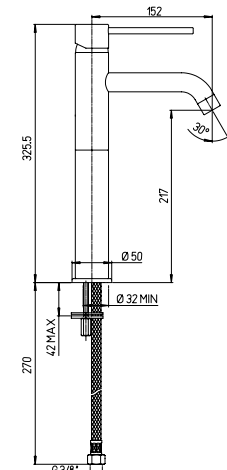
Waschtischmischer, hohe Ausführung ohne Ablaufgarnitur

RICAMBI / SPARE PARTS:

53CC956GMD CARTUCCIA / CARTRIDGE

CR **186,00**

PW **251,00**



78..205LLJO

Miscelatore monoforo lavabo, tipo alto, senza scarico

Single-lever basin mixer, high model, without waste

Mitigeur lavabo, type haut, sans vidage

Mezclador monomando lavabo alto sin desagüe

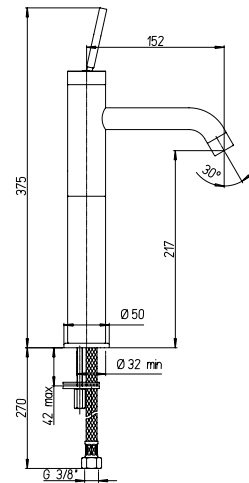
Waschtischmischer, hohe Ausführung ohne Ablaufgarnitur

RICAMBI / SPARE PARTS:

53CC956D35DJO CARTUCCIA / CARTRIDGE

CR **196,00**

PW **265,00**



78..211LLS

Miscelatore monoforo lavabo tipo alto, scarico automatico 1"1/4

Single-lever basin mixer, high model with 1"1/4 pop-up waste

Mitigeur lavabo, type haut avec vidage automatique 1"1/4

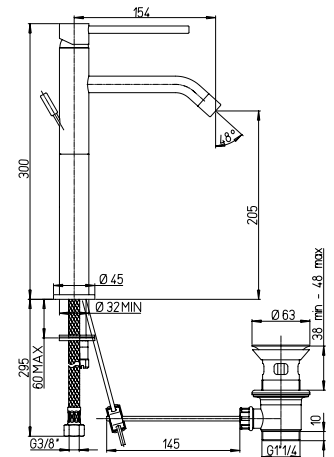
Mezclador monomando lavabo alto con desagüe automático 1"1/4

Waschtischmischer, hohe Ausführung, Ab- und Überlaufgarnitur 1"1/4

RICAMBI / SPARE PARTS:

53CC956G25 CARTUCCIA / CARTRIDGE

CR **147,00**



78..211LBL

Miscelatore monoforo lavabo con bocca e leva lunga, scarico automatico 1"1/4

Basin monobloc with long spout and lever, 1"1/4 pop-up waste

Mitigeur lavabo avec longue levier, vidage automatique 1"1/4

Mezclador lavabo con palanca larga, desagüe automático 1"1/4

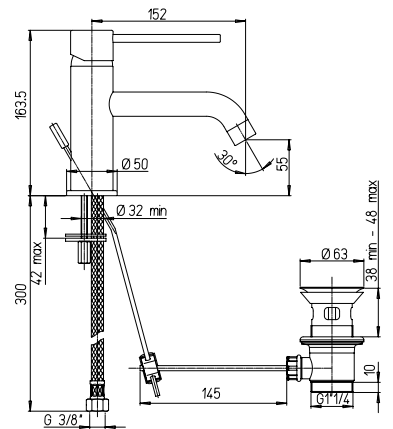
Waschtischmischer mit langem Hebel, Ab- und Überlaufgarnitur 1"1/4

RICAMBI / SPARE PARTS:

53CC956GMD CARTUCCIA / CARTRIDGE

CR **168,00**

PW **226,00**



78.. 205BLJO

Miscelatore monoforo lavabo con bocca lunga, senza scarico

Basin monobloc with long spout, without pop-up waste

Mitigeur lavabo avec longue levier, sans vidage

Mezclador lavabo con palanca larga, sin desagüe

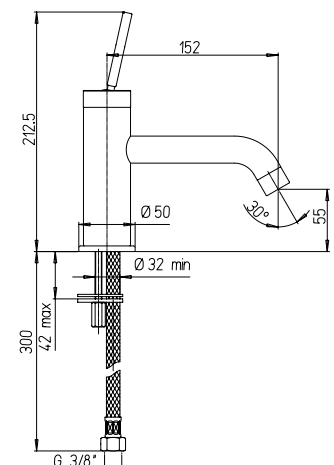
Waschtischmischer mit langem Hebel, ohne Ablaufgarnitur

RICAMBI / SPARE PARTS:

53CC956D35DJO CARTUCCIA / CARTRIDGE

CR **178,00**

PW **241,00**



78..207

Batteria lavabo 3 fori a muro, bocca interasse mm 190

3-hole wall mounted basin mixer with 190 mm spout

Mélangeur 3 trous mural, bec 190 mm

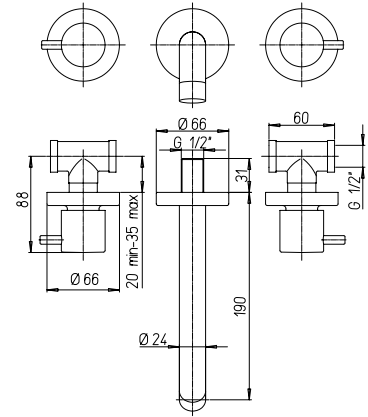
Mezclador empotrable para lavabo, caño 190 mm

Wand-3-Loch-Waschtisch-Batterie, Auslauf 190 mm

RICAMBI / SPARE PARTS:

53CC581AS VITONE / HEADWORK

53CC581AD VITONE / HEADWORK



CR **179,00**

PW **266,00**

78..207P

Batteria lavabo 3 fori a muro con piastra, bocca interasse mm 200

3-hole wall mounted basin mixer with plate, 200 mm spout

Mélangeur 3 trous mural avec plaque de finition, bec 200 mm

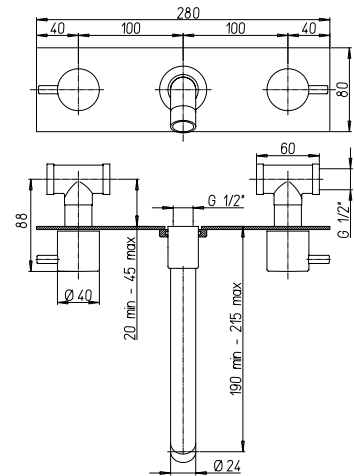
Mezclador empotrable para lavabo con plancha, caño 200 mm

Wand-3-Loch-Waschtisch-Batterie mit Abdeckplatte, Auslauf 200 mm

RICAMBI / SPARE PARTS:

53CC581AS VITONE / HEADWORK

53CC581AD VITONE / HEADWORK



CR **270,00**

PW **364,00**

78..208

Miscelatore lavabo a muro, bocca interasse mm 190

Single-lever wall mounted mixer, 190 mm spout

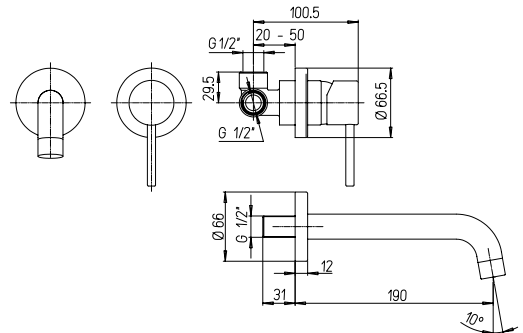
Mitigeur lavabo mural, bec 190 mm

Mezclador empotrable para lavabo, caño 190 mm

Wand-Waschtischmischer, Auslauf 190 mm

RICAMBI / SPARE PARTS:

53CC956GM CARTUCCIA / CARTRIDGE



CR **168,00**

PW **227,00**

78..208P

Miscelatore lavabo a muro con piastra, bocca interasse mm 200

Single-lever wall mounted mixer with plate, 200 mm spout

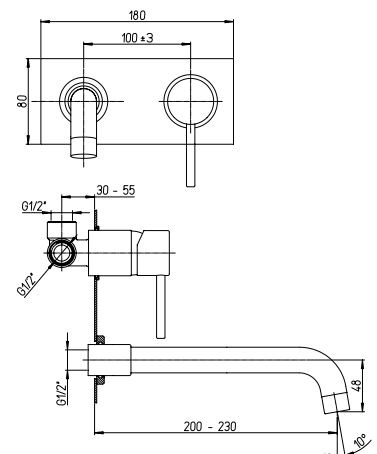

Mitigeur lavabo mural avec plaque de finition, bec 200 mm

Mezclador empotrable para lavabo con plancha, caño 200 mm

Wand-Waschtischmischer mit Abdeckplatte, Auslauf 200 mm

RICAMBI / SPARE PARTS:

53CC956GM CARTUCCIA / CARTRIDGE



CR **241,00**

PW **325,00**

78..2081P

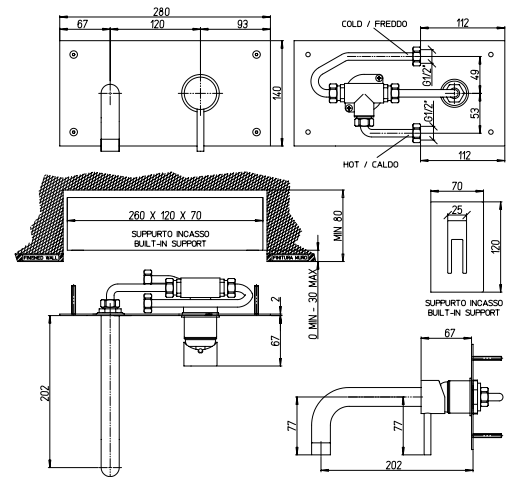
Miscelatore lavabo a muro piastra rettangolare con scatola di fissaggio a muro

Wall mounted basin mixer with rectangular plate and box for fixing

Mitigeur lavabo mural avec plaque rectangulaire et boîte pour fixation mural

Mezclador empotrable para lavabo con plancha y caja de fijación

Wand-Waschtischmischer mit Abdeckplatte und Einbaubefestigungssatz



RICAMBI / SPARE PARTS:

53CC956GM CARTUCCIA / CARTRIDGE

CR **441,00**

78..214

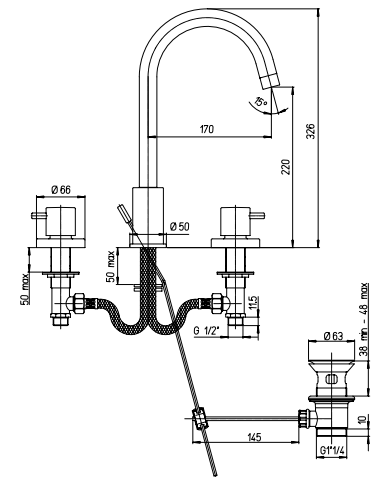
Batteria lavabo 3 fori con bocca orientabile, scarico automatico 1"1/4

3-hole basin mixer with swivel spout, 1"1/4 pop-up waste

Mélangeur lavabo bec orientable avec vidage automatique 1"1/4

Bateria lavabo caño giratorio con desagüe automático 1"1/4

Waschtischbatterie mit schwenkbarem Auslauf, Ab- und Überlaufgarnitur 1"1/4



RICAMBI / SPARE PARTS:

53CC581AS VITONE / HEADWORK

53CC581AD VITONE / HEADWORK

CR **197,00**

PW **266,00**

78..214P

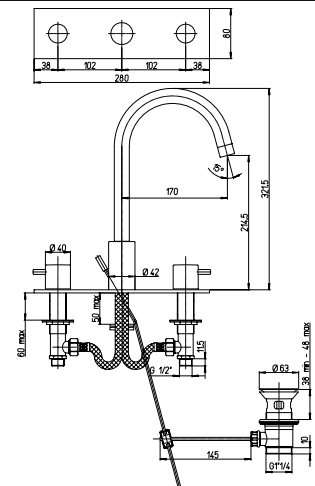
Batteria lavabo 3 fori con bocca orientabile e piastra, scarico automatico 1"1/4

3-hole basin mixer with swivel spout and plate, 1"1/4 pop-up waste

Mélangeur lavabo bec orientable avec plaque de finition, vidage automatique 1"1/4

Bateria lavabo caño giratorio con plancha, desagüe automático 1"1/4

Waschtischbatterie mit Abdeckplatte und schwenkbarem Auslauf, Ab- und Überlaufgarnitur 1"1/4



RICAMBI / SPARE PARTS:

53CC581AS VITONE / HEADWORK

53CC581AD VITONE / HEADWORK

CR **270,00**

PW **364,00**

78..250

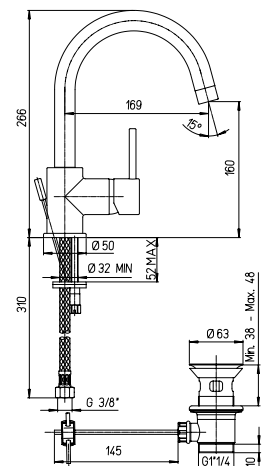
Miscelatore monoforo lavabo con bocca tubo orientabile, scarico autom. 1"1/4

Single-lever basin mixer with swivel spout, 1"1/4 pop-up waste

Mitigeur lavabo avec bec orientable, vidage automatique 1"1/4

Mezclador lavabo con caño giratorio, desagüe automático 1"1/4

Waschtischmischer mit schwenkbarem Auslauf, Ab- und Überlaufgarnitur 1"1/4



RICAMBI / SPARE PARTS:

53CC956GM CARTUCCIA / CARTRIDGE

CR **161,00**

PW **218,00**

78..250LL

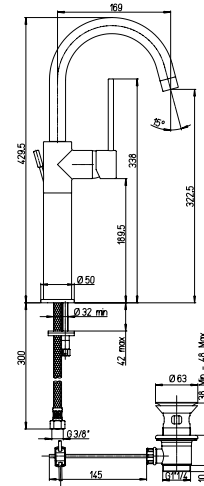
Miscelatore monoforo lavabo tipo alto con bocca tubo orientabile, scarico 1"1/4
 Single-lever basin mixer, high model with swivel tube spout, 1"1/4 pop-up waste
 Mitigeur lavabo type haut avec bec orientable, vidage automatique 1"1/4
 Mezclador monomando lavabo alto con caño giratorio, desagüe automático 1"1/4
 Waschtischmischer mit hohem schwenkbarem Auslauf, Ab- und Überlaufgarnitur 1"1/4

NOT AVAILABLE FOR GERMANY

RICAMBI / SPARE PARTS:

53CC956GM CARTUCCIA / CARTRIDGE

CR **213,00**
 PW **287,00**



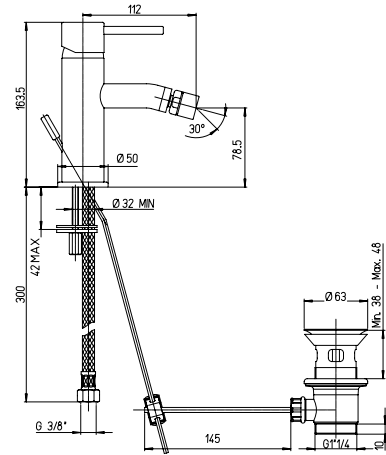
78..306

Miscelatore monoforo bidet, scarico automatico 1"1/4
 Single-lever bidet mixer with 1"1/4 pop-up waste
 Mitigeur bidet avec vidage automatique 1"1/4
 Mezclador monomando bidé con desagüe automático 1"1/4
 Bidetmischer Ab- und Überlaufgarnitur 1"1/4

RICAMBI / SPARE PARTS:

53CC956GMD CARTUCCIA / CARTRIDGE

CR **144,00**
 PW **194,00**



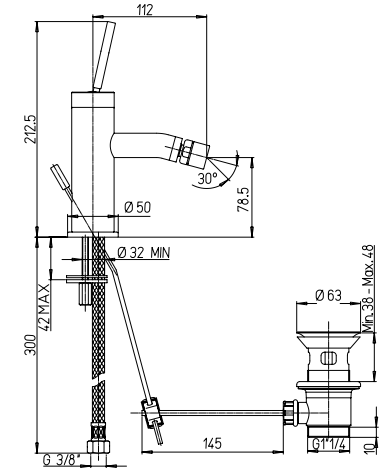
78..306JO

Miscelatore monoforo bidet, scarico automatico 1"1/4
 Single-lever bidet mixer with 1"1/4 pop-up waste
 Mitigeur bidet avec vidage automatique 1"1/4
 Mezclador monomando bidé con desagüe automático 1"1/4
 Bidetmischer Ab- und Überlaufgarnitur 1"1/4

RICAMBI / SPARE PARTS:

53CC956D35DJO CARTUCCIA / CARTRIDGE

CR **154,00**
 PW **208,00**



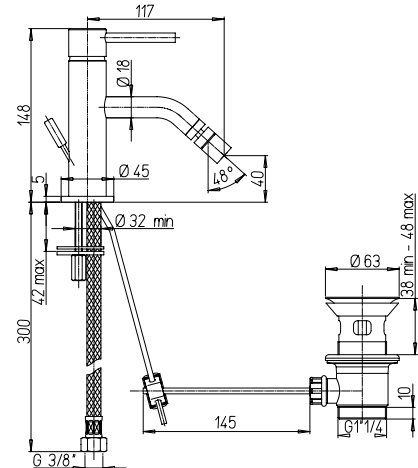
78..306S

Miscelatore monoforo bidet, scarico automatico 1"1/4
 Single-lever bidet mixer with 1"1/4 pop-up waste
 Mitigeur bidet avec vidage automatique 1"1/4
 Mezclador monomando bidé con desagüe automático 1"1/4
 Bidetmischer Ab- und Überlaufgarnitur 1"1/4

RICAMBI / SPARE PARTS:

53CC956G25 CARTUCCIA / CARTRIDGE

CR **105,00**



78..251

Miscelatore monoforo bidet con bocca tubo orientabile, scarico automatico 1"1/4

Single-lever bidet mixer with swivel spout, 1"1/4 pop-up waste

Mitigeur bidet avec bec orientable, vidage automatique 1"1/4

Mezclador bidé con caño giratorio, desagüe automático 1"1/4

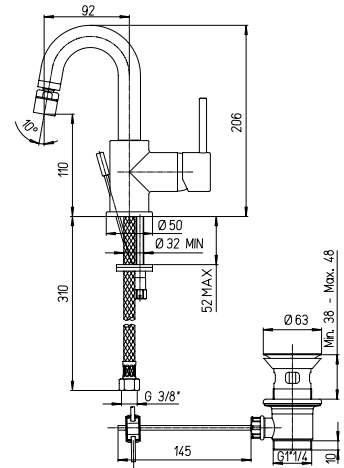

Bidetmischer mit schwenkbarem Auslauf, Ab- und Überlaufgarnitur 1"1/4

RICAMBI / SPARE PARTS:

53CC956GM CARTUCCIA / CARTRIDGE

CR **154,00**

PW **208,00**



78..215

Gruppo lavello a ponte

Bridgen kitchen mixer

Mélangeur évier

Mezclador fregadero

Spültischbatterie

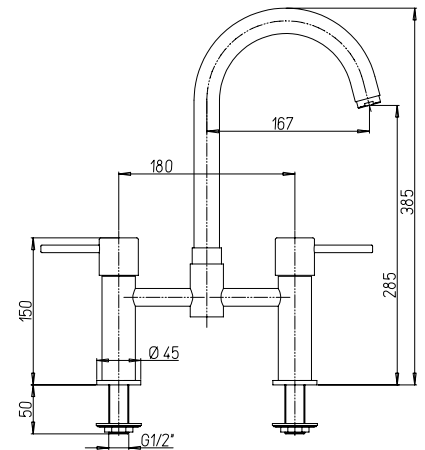
RICAMBI / SPARE PARTS:

53CC581AS VITONE / HEADWORK

53CC581AD VITONE / HEADWORK

CR **304,00**

PW **415,00**



78..501

Monocomando lavello a muro

Wall mounted single-lever kitchen mixer

Mitigeur évier mural

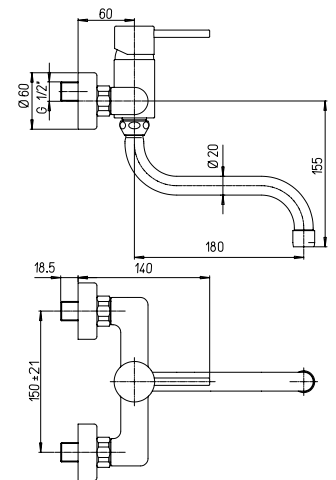
Mezclador fregadero exterior

Wand-Spültischmischer

RICAMBI / SPARE PARTS:

53CC956GMD CARTUCCIA / CARTRIDGE

CR **163,00**



78..511

Miscelatore doccia esterno 1/2"

1/2" single-lever shower mixer

Mitigeur douche apparent nu 1/2"

Mezclador monomando ducha 1/2" sin equipo ducha

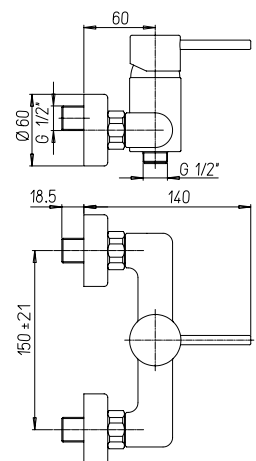
Brausemischer 1/2"

RICAMBI / SPARE PARTS:

53CC956GMD CARTUCCIA / CARTRIDGE

CR **110,00**

PW **149,00**



78..488

Monoforo lavello bocca a molla orientabile

Kitchen monobloc with spring and swivel spout

Mitigeur évier avec à ressort orientable

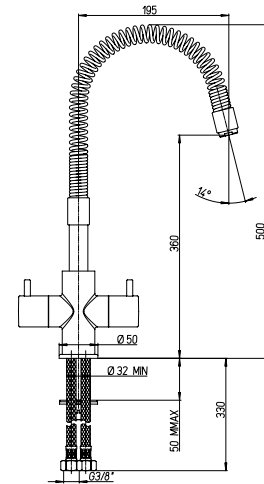
Mezclador fregadero, caño a resorte giratorio

Spültischmischer mit schwenkbarem Federauslauf

RICAMBI / SPARE PARTS:

53CC581AS VITONE / HEADWORK

53CC581AD VITONE / HEADWORK



CR **241,00**

78..490

Monoforo lavello con bocca alta orientabile

Kitchen monobloc with high swivel spout

Mitigeur évier avec bec haut orientable

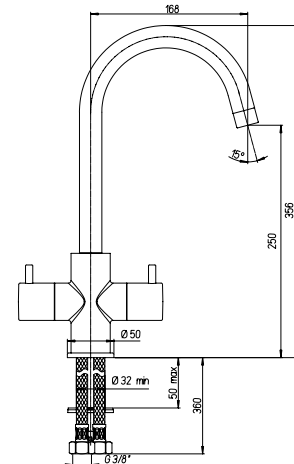
Mezclador fregadero con caño alto giratorio

Spültischmischer mit schwenkbarem Auslauf

RICAMBI / SPARE PARTS:

53CC581AS VITONE / HEADWORK

53CC581AD VITONE / HEADWORK



CR **226,00**

78..491

Monoforo lavello con bocca alta orientabile e doccetta monogetto estraibile

Kitchen mixer with high swivel spout and pullout spout

Mitigeur monotrou évier avec bec haut orientable et douchette escamotable

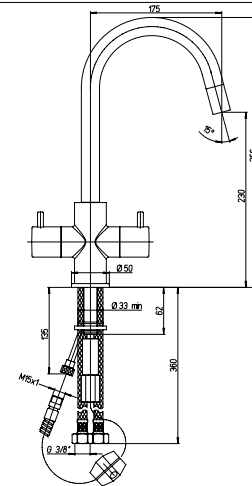
Mezclador monomando fregadero con caño alto giratorio y ducha extraíble

Spültischmischer mit schwenkbarem Auslauf und herausziehbarer Handbrause

RICAMBI / SPARE PARTS:

53CC581AS VITONE / HEADWORK

53CC581AD VITONE / HEADWORK



CR **278,00**

78..518

Rubinetto monoforo cucina a muro con bocca snodata

Pot filler

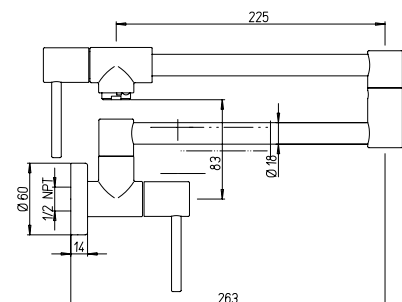
Mitigeur Mural à Bec Articulé

Grifo para ollas

Topf-Füller

RICAMBI / SPARE PARTS:

53CC581AD VITONE / HEADWORK



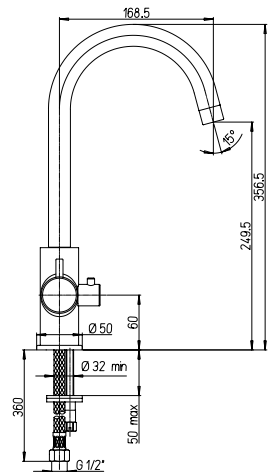
CR **325,00**

78..5433V

Monoforo lavello con bocca tubo a 3 acque
 3 way kitchen mixer with tube spout
Mitigeur évier 3 voies avec bec tube
 Mezclador monomando fregadero 3 vías con caño tubular
3 Wege Einhebelmischer mit Rohrauslauf

RICAMBI / SPARE PARTS:
53CC581AS VITONE / HEADWORK
53CC581AD VITONE / HEADWORK

CR **284,00**
 PW **384,00**

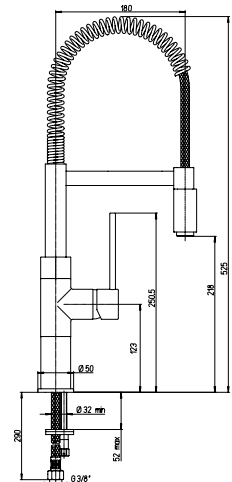


78..556

Monocomando monoforo lavello bocca a molla con asta orientabile
 Single-lever kitchen mixer with spring and swivel spout
Mitigeur évier avec bec à ressort orientable
 Mezclador monomando fregadero, caño a resorte giratorio
Einhebelmischer mit schwenkbarem Federauslauf

RICAMBI / SPARE PARTS:
53CC956GM CARTUCCIA / CARTRIDGE

CR **315,00**

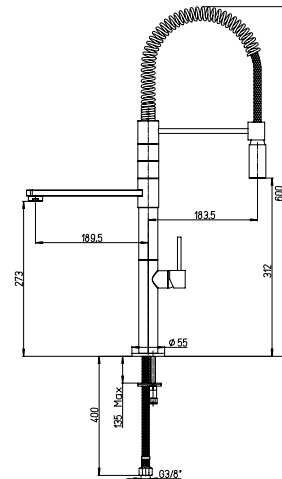


78..557/559PE

Monocomando monoforo lavello, bocca a molla con asta orientabile, doccia 2 funzioni
 Single-lever kitchen mixer with spring and swivel spout, dual mode spray
Mitigeur évier avec bec à ressort orientable et douchette 2 jets
 Mezclador monomando fregadero, caño a resorte giratorio y ducha 2 funciones
Einhebelmischer mit schwenkbarem Federauslauf, 2 Strahlarten

RICAMBI / SPARE PARTS:
53CC956G25 CARTUCCIA / CARTRIDGE

CR **691,00**

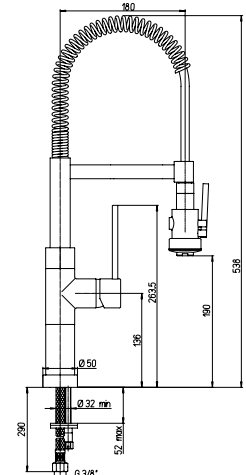


78..557P

Monocomando monoforo lavello, bocca a molla con asta orientabile, doccia 2 funzioni
 Single-lever kitchen mixer with spring and swivel spout, dual mode spray
Mitigeur évier avec bec à ressort orientable et douchette 2 jets
 Mezclador monomando fregadero, caño a resorte giratorio y ducha 2 funciones
Einhebelmischer mit schwenkbarem Federauslauf, 2 Strahlarten

RICAMBI / SPARE PARTS:
53CC956GM CARTUCCIA / CARTRIDGE

CR **420,00**



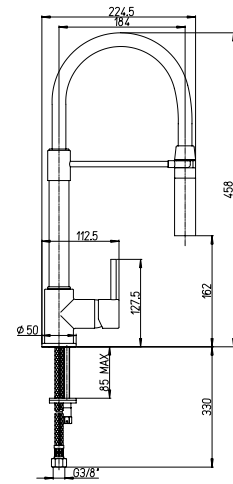
78..557YOSPE

Monocomando monoforo lavello
Single-lever kitchen mixer
Mitigeur évier
Mezclador monomando fregadero
Einhebelmischer

RICAMBI / SPARE PARTS:

53CC956GM CARTUCCIA / CARTRIDGE

CR **281,00**



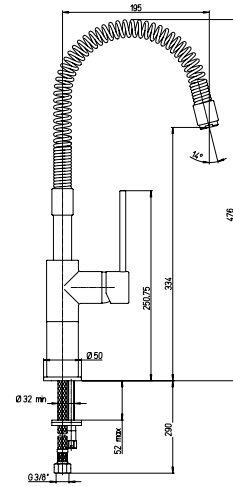
78..558

Miscelatore monoforo lavello con bocca a molla orientabile
Single-lever kitchen mixer with spring and swivel spout
Mitigeur évier avec bec à ressort orientable
Mezclador monomando fregadero, caño a resorte giratorio
Einhebelmischer mit schwenkbarem Federauslauf

RICAMBI / SPARE PARTS:

53CC956GM CARTUCCIA / CARTRIDGE

CR **241,00**



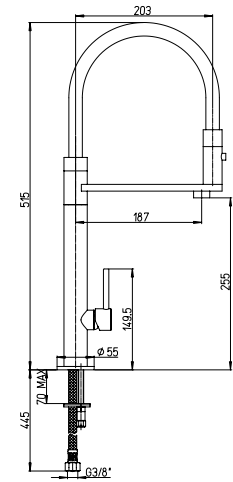
78..559YOSS

Monocomando monoforo lavello
Single-lever kitchen mixer
Mitigeur évier
Mezclador monomando fregadero
Einhebelmischer

RICAMBI / SPARE PARTS:

53CC956G25 CARTUCCIA / CARTRIDGE

CR **590,00**



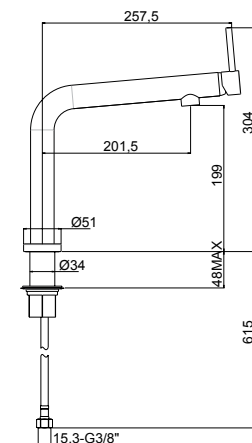
78..579WS

Miscelatore monoforo lavello con bocca girevole
Kitchen mixer with swivel spout
Mitigeur évier avec bec orientable
Mezclador fregadero con caño giratorio
Spültischmischer mit schwenkbarem Auslauf

RICAMBI / SPARE PARTS:

53CC956G25 CARTUCCIA / CARTRIDGE

CR **208,00**



78..566

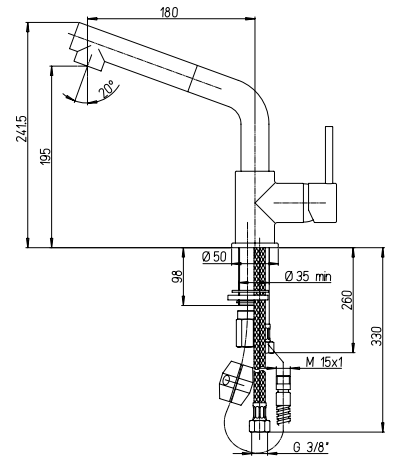
Miscelatore monoforo lavello con doccia estraibile 2 getti

Single-lever pullout kitchen mixer, 2-mode spray

Mitigeur monotrou évier avec douchette escamotable 2 jets

Mezclador monomando fregadero con ducha extraíble 2 funciones

Spültischmischer mit herausziehbarer Handbrause, 2 Strahlart



RICAMBI / SPARE PARTS:

53CC956GM CARTUCCIA / CARTRIDGE

CR **299,00**

HD..566

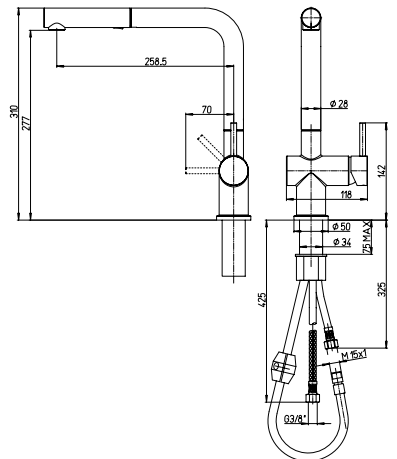
Miscelatore monoforo lavello con doccia estraibile 2 getti

Single-lever pullout kitchen mixer, 2-mode spray

Mitigeur monotrou évier avec douchette escamotable 2 jets

Mezclador monomando fregadero con ducha extraíble 2 funciones

Spültischmischer mit herausziehbarer Handbrause, 2 Strahlarten



RICAMBI / SPARE PARTS:

53CC956G25 CARTUCCIA / CARTRIDGE

CR **288,00**

78..568

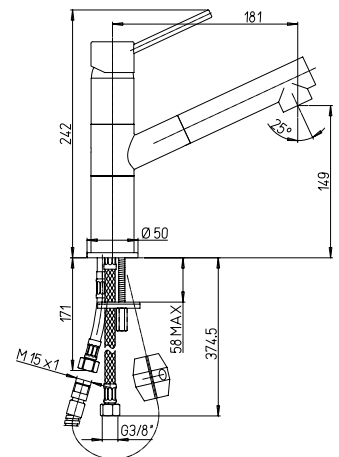
Miscelatore monoforo lavello con doccia estraibile 2 getti

Single-lever pullout kitchen mixer, 2-mode spray

Mitigeur monotrou évier avec douchette escamotable 2 jets

Mezclador monomando fregadero con ducha extraíble 2 funciones

Spültischmischer mit herausziehbarer Handbrause, 2 Strahlarten



RICAMBI / SPARE PARTS:

53CC956GM CARTUCCIA / CARTRIDGE

CR **257,00**

78..570JO

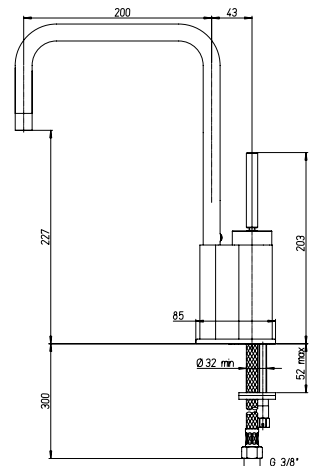
Miscelatore monoforo lavello con bocca alta orientabile

Single-lever kitchen mixer with high and swivel spout

Mitigeur évier bec haut orientable

Mezclador monomando fregadero con caño alto giratorio

Spültischmischer mit schwenkbarem Auslauff



RICAMBI / SPARE PARTS:

53CC956D35DJO CARTUCCIA / CARTRIDGE

CR **252,00**

PA **341,00**

78..570P

Monocomando monoforo lavello con bocca tubo orientabile

Single-lever kitchen mixer with swivel tube spout

Mitigeur évier bec tube orientable

Mezclador fregadero con caño tubular giratorio

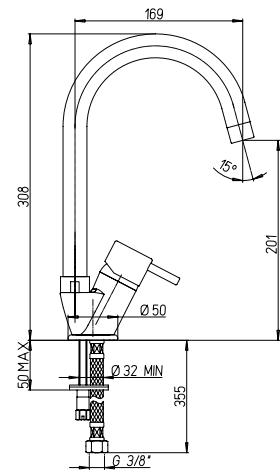
Einloch-Spültischmischer mit schwenkbarem Rohrauslauf

RICAMBI / SPARE PARTS:

53CC956GMSR CARTUCCIA / CARTRIDGE

CR

130,00



78..572

Monocomando monoforo lavello con bocca alta orientabile

Single-lever kitchen mixer with high and swivel spout

Mitigeur évier bec haut orientable

Mezclador monomando fregadero, caño alto giratorio

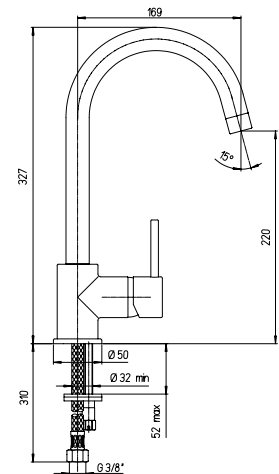
Einhebelmischer mit schwenkbarem Auslauf

RICAMBI / SPARE PARTS:

53CC956GM CARTUCCIA / CARTRIDGE

CR

189,00



78..572LLL21

Monocomando monoforo lavello

Single-lever kitchen mixer

Mitigeur évier

Mezclador monomando fregadero

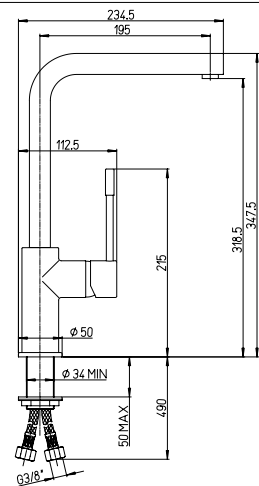
Einhebelmischer

RICAMBI / SPARE PARTS:

53CC956GM CARTUCCIA / CARTRIDGE

CR

209,00



78..572RD

Miscelatore monoforo lavello con bocca alta 90°

Single-lever kitchen mixer with 90° high spout

Mélangeur évier bec haut 90°

Mezclador fregadero con caño alto 90°

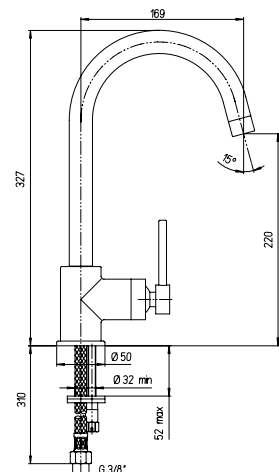
Einloch-Spültischbatterie, 90° hohem auslauf

RICAMBI / SPARE PARTS:

53CC956GM CARTUCCIA / CARTRIDGE

CR

199,00



78..572S

Monocomando monoforo lavello

Single-lever kitchen mixer

Mitigeur évier

Mezclador monomando fregadero

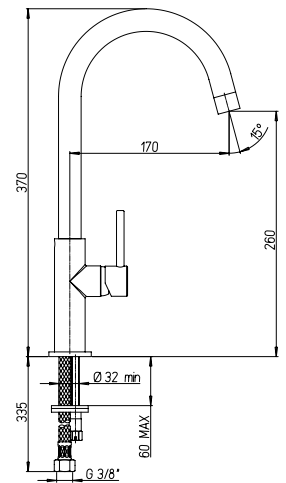
Einhebelmischer

RICAMBI / SPARE PARTS:

53CC956G25 CARTUCCIA / CARTRIDGE

CR

159,00



78..572/599B

Monocomando monoforo lavello con bocca orientabile

Single-lever kitchen mixer with swivel spout

Mitigeur évier bec orientable

Mezclador monomando fregadero, caño giratorio

Einhebelmischer mit schwenkbarem Auslauf

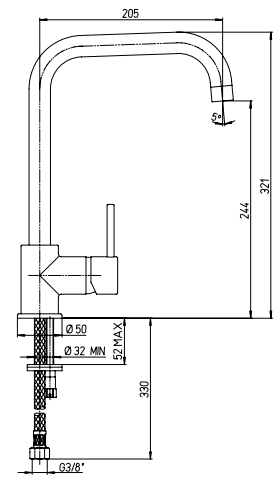
NOT AVAILABLE FOR GERMANY

RICAMBI / SPARE PARTS:

53CC956GM CARTUCCIA / CARTRIDGE

CR

199,00



78..572BS

Miscelatore monoforo lavello con bocca alta orientabile

Single-lever kitchen mixer with high and swivel spout

Mitigeur évier bec haut orientable

Mezclador monomando fregadero con caño alto giratorio

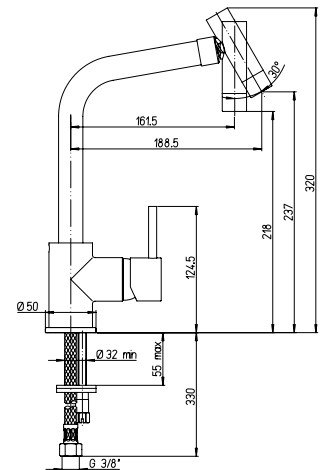
Spültischmischer mit schwenkbarem Auslauf

RICAMBI / SPARE PARTS:

53CC956GM CARTUCCIA / CARTRIDGE

CR

210,00



78..572TH

Lavello termostatico con bocca orientabile

Thermostatic kitchen mixer with swivel spout

Mélangeur thermostatique évier avec bec orientable

Mezclador termostático fregadero con caño giratorio

Thermostat-Spültischbatterie mit schwenkbarem Auslauf

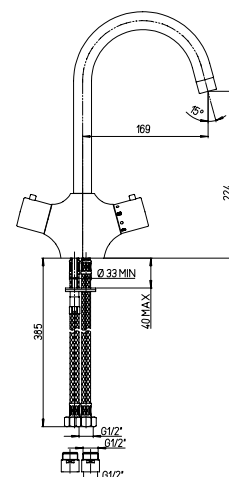
RICAMBI / SPARE PARTS:

53CC581ZD VITONE / HEADWORK

2TCC959 CARTUCCIA TERMO / THERMO CARTRIDGE

CR

274,00



78..573

Monocomando monoforo lavello bocca coassiale

Single-lever kitchen mixer with swivel spout

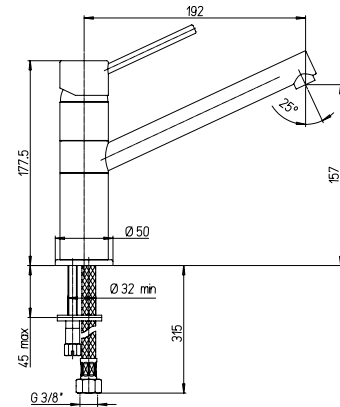
Mitigeur évier avec bec orientable

Mezclador monomando fregadero, caño giratorio

Einhebelmischer mit schwenkbarem Auslauf

RICAMBI / SPARE PARTS:

53CC956GM CARTUCCIA / CARTRIDGE



CR **178,00**

78..579S

Miscelatore monoforo lavello con bocca a fontana

Single-lever kitchen mixer with fountain spout

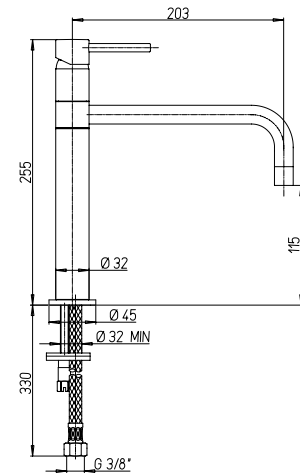
Mitigeur évier avec bec fontaine

Mezclador monomando fregadero con caño a fuente

Spültischmischer mit Brunnenauslauf

RICAMBI / SPARE PARTS:

53CC956G25 CARTUCCIA / CARTRIDGE



CR **143,00**

78..579J0

Miscelatore monoforo lavello con bocca a fontana

Single-lever kitchen mixer with fountain spout

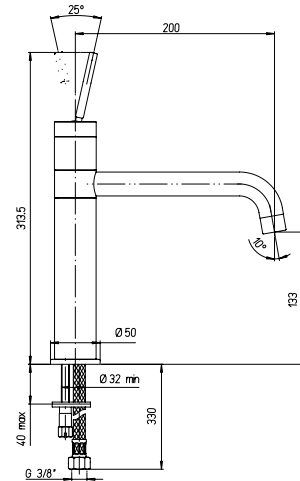
Mitigeur évier avec bec fontaine

Mezclador monomando fregadero con caño a fuente

Spültischmischer mit Brunnenauslauf

RICAMBI / SPARE PARTS:

53CC956D35J0 CARTUCCIA / CARTRIDGE



CR **199,00**

78..579

Miscelatore monoforo lavello con bocca a fontana

Single-lever kitchen mixer with fountain spout

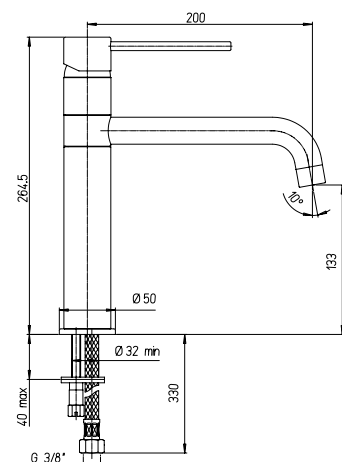
Mitigeur évier avec bec fontaine

Mezclador monomando fregadero con caño a fuente

Spültischmischer mit Brunnenauslauf

RICAMBI / SPARE PARTS:

53CC956GM CARTUCCIA / CARTRIDGE



CR **189,00**

78..579T90

Monocomando monoforo lavello

Single-lever kitchen mixer

Mitigeur évier

Mezclador monomando fregadero

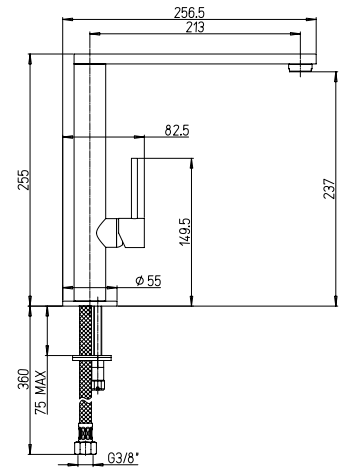
Einhebelmischer

RICAMBI / SPARE PARTS:

53CC956G25 CARTUCCIA / CARTRIDGE

CR

418,00



78..582

Miscelatore monoforo lavello con canna tubo pieghevole per sotto finestra

Under window kitchen mixer with flexible tube spout

Mitigeur évier avec bec tube orientable pour sous fenêtre

Mezclador monomando fregadero con caño tubular

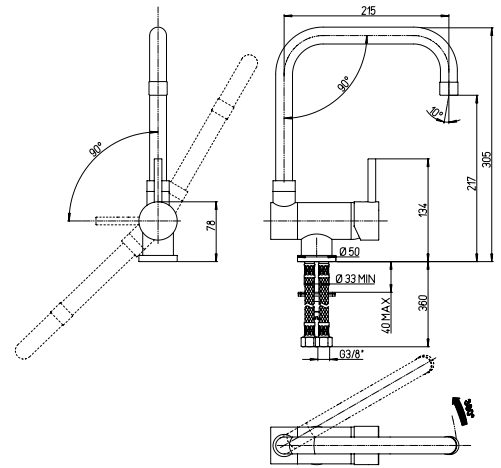
Spültischmischer mit schwenkbarem auslauf

RICAMBI / SPARE PARTS:

53CC956G40AP CARTUCCIA / CARTRIDGE

CR

346,00



78..583

Miscelatore monoforo lavello con bocca fusa a fontana

Single-lever kitchen mixer with fountain cast spout

Mitigeur évier avec bec fondu fontaine

Mezclador monomando fregadero con caño a fuente fundido

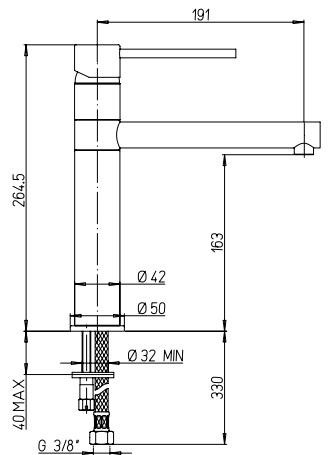
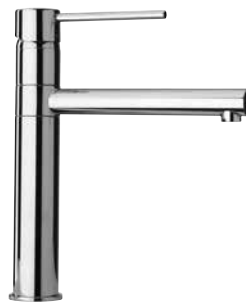
Spültischmischer mit Brunnengussauslauf

RICAMBI / SPARE PARTS:

53CC956GM CARTUCCIA / CARTRIDGE

CR

210,00



78..583RD

Miscelatore monoforo lavello con bocca fusa a fontana

Single-lever kitchen mixer with fountain cast spout

Mitigeur évier avec bec fondu fontaine

Mezclador monomando fregadero con caño a fuente fundido

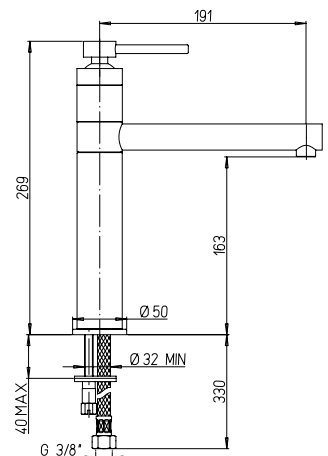
Spültischmischer mit Brunnengussauslauf

RICAMBI / SPARE PARTS:

53CC956GM CARTUCCIA / CARTRIDGE

CR

220,00



78..591

Miscelatore monoforo lavello con doccetta monogetto estraibile

Single-lever pullout kitchen mixer

Mitigeur évier avec douchette escamotable

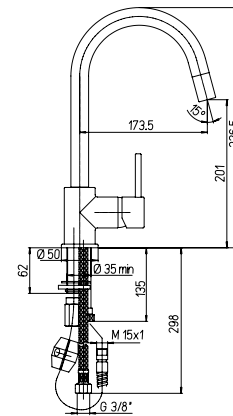
Mezclador monomando fregadero con ducha extraíble

Spültischmischer mit herausziehbarer Handbrause

RICAMBI / SPARE PARTS:

53CC956GM CARTUCCIA / CARTRIDGE

CR **241,00**



78..690

Miscelatore doccia incasso

Built-in single-lever shower mixer

Mitigeur douche à encastrer

Mezclador ducha empotrado

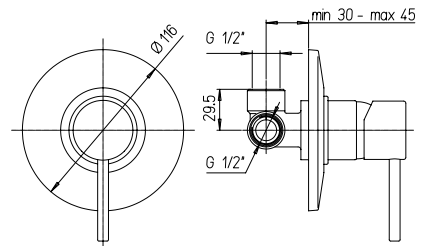
Einbau Brausebatterie

RICAMBI / SPARE PARTS:

53CC956GM CARTUCCIA / CARTRIDGE

CR **90,00**

PW **121,00**



78..6911

Miscelatore doccia incasso con deviatore rotativo 2 uscite

Built-in single-lever bath-shower mixer with 2-way rotary diverter valve

Mitigeur bain-douche à encastrer avec inverseur rotatif 2 sorties

Mezclador monomando baño-ducha empotrado

con desviador giratorio 2 salidas

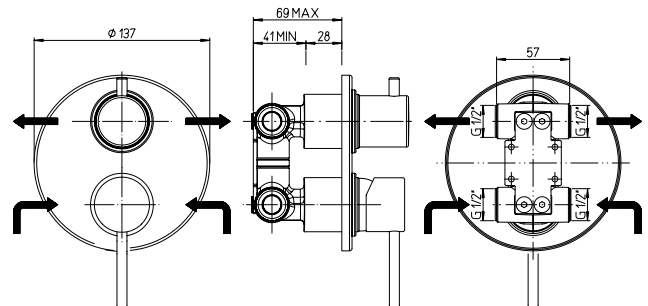
Einbau Brausemischer mit Drehumsteller, 2 Wege

RICAMBI / SPARE PARTS:

53CC956GM CARTUCCIA / CARTRIDGE

CR **161,00**

PW **218,00**



COX

78..400

Rubinetto arresto da 1/2"

1/2" stop valve

Robinet d'arrêt 1/2"

Llave de paso de 1/2"

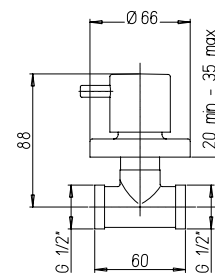
Absperrventil 1/2"

RICAMBI / SPARE PARTS:

53CC581AS VITONE / HEADWORK

CR **50,00**

PW **68,00**



78..849 COX

Sifone minimale 1 1/4"

1 1/4" bottle trap

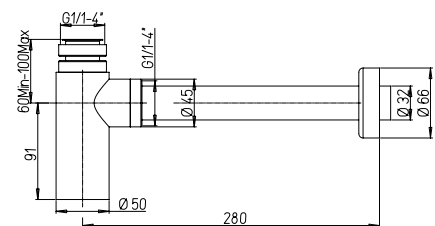
Siphon minimaliste 1 1/4"

Sifón minimalista de 1 1/4"

Geruchverschluss 1 1/4"

CR **70,00**

PW **105,00**



90 le mans

Green Thinking

La cartuccia Energy saving è intercambiabile con la cartuccia standard da 35 mm.

Energy Saving è una tecnologia che permette di fornire solo acqua fredda con la leva posizionata nel mezzo:

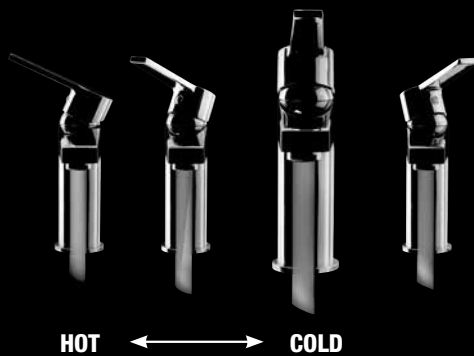
- risparmiando acqua calda
- risparmiando soldi
- rispettando l'ambiente

Energy saving cartridge is interchangeable with the standard 35 mm one.

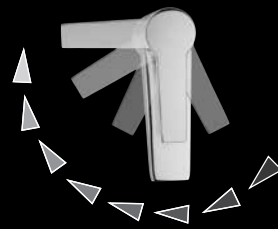
Energy Saving is a technology that allows an output of cold water only by positioning the lever in the middle point:

- hot water saving
- money saving
- environmental respect

G35 Energy Saving



ENERGY[®]
saving



 NUOVA GALATRON





Serie dotata di miscelatori termostatici (vedi sezione TH Collection)
Series with thermostatic mixers available (see TH Collection section)
Série avec robinetterie thermostatique (voir la section TH Collection)
Serie con mezcladores termostáticos (ver la sección TH Collection)
Serie mit Thermostat-Batterien verfügbar (Abschnitt TH Collection sehen)

le mans

90..100

Miscelatore vasca esterno

Single lever bath-shower mixer

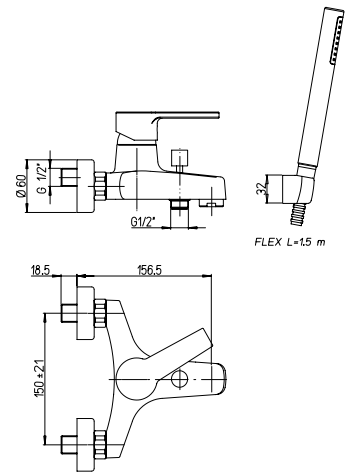
Mitigeur bain-douche apparent

Mezclador monomando baño-ducha

Bademischer mit Brausegarnitur

RICAMBI / SPARE PARTS:

53CC956GM CARTUCCIA / CARTRIDGE



CR

152,00

90..105

Miscelatore vasca esterno con doccia "Duplex"

Single lever bath-shower mixer with adjustable shower kit

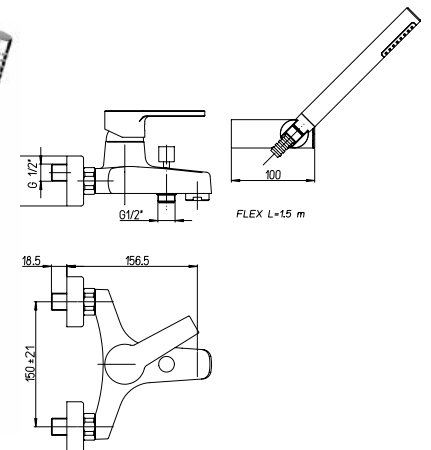
Mitigeur bain-douche apparent avec garniture de douche orientable

Mezclador baño-ducha con equipo ducha, soporte articulado

Bademischer mit Brausegarnitur, Brausehalter verstellbar

RICAMBI / SPARE PARTS:

53CC956GM CARTUCCIA / CARTRIDGE



CR

156,00

92..131

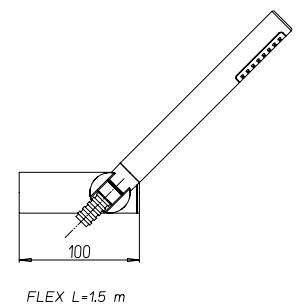
Duplex esterno

Adjustable shower kit

Garniture de douche orientable

Equipo ducha con soporte articulado

Brausegarnitur mit Brausehalter schwenkbar



CR

52,50

90..111

Miscelatore vasca esterno senza "Duplex"

Single-lever bath mixer

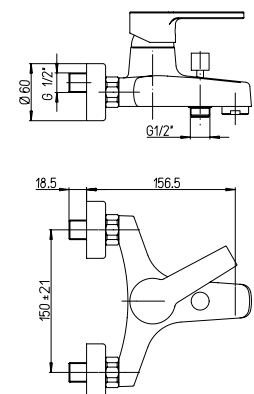
Mitigeur bain-douche apparent nu

Mezclador monomando para bañera

Bademischer ohne Brausegarnitur

RICAMBI / SPARE PARTS:

53CC956GM CARTUCCIA / CARTRIDGE



CR

145,00

90..208

Miscelatore lavabo a muro, bocca interasse mm 190

Single-lever wall mounted mixer, 190 mm spout

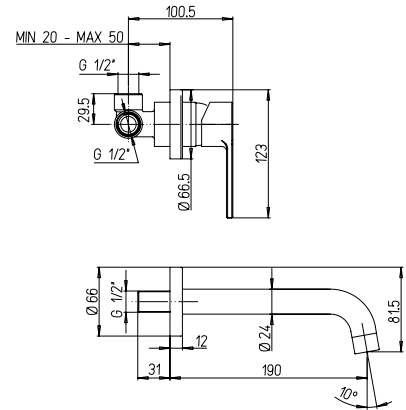
Mitigeur lavabo mural, bec 190 mm

Mezclador empotrable para lavabo, caño 190 mm

Wand-Waschtischmischer, Auslauf 190 mm

RICAMBI / SPARE PARTS:

53CC956GM CARTUCCIA / CARTRIDGE



CR **168,00**

90..208P

Miscelatore lavabo a muro con piastra, bocca interasse mm 200

Single-lever wall mounted mixer with plate, 200 mm spout

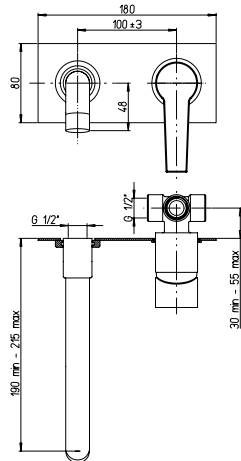
Mitigeur lavabo mural avec plaque de finition, bec 200 mm

Mezclador empotrable para lavabo con plancha, caño 200 mm

Wand-Waschtischmischer mit Abdeckplatte, Auslauf 200 mm

RICAMBI / SPARE PARTS:

53CC956GM CARTUCCIA / CARTRIDGE



CR **241,00**

90..211

Miscelatore monoforo lavabo con scarico automatico 1"1/4

Single-lever basin mixer with 1"1/4 pop-up waste

Mitigeur lavabo avec vidage automatique 1"1/4

Mezclador lavabo con desagüe automático 1"1/4

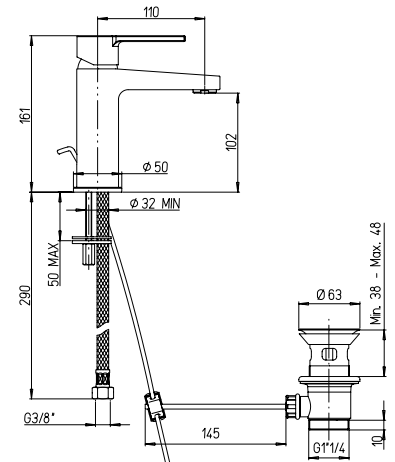
Waschtischmischer Ab- und Überlaufgarnitur 1"1/4

RICAMBI / SPARE PARTS:

53CC956G350EP CARTUCCIA / CARTRIDGE



CR **131,00**



le mans

90..205

Miscelatore monoforo lavabo senza scarico

Single-lever basin mixer without pop-up waste

Mitigeur lavabo sans vidage

Mezclador lavabo sin desagüe

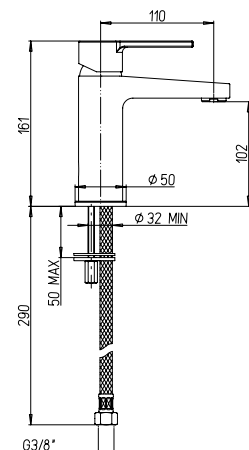
Waschtischmischer ohne Ablaufgarnitur

RICAMBI / SPARE PARTS:

53CC956G350EP CARTUCCIA / CARTRIDGE



CR **122,00**



le mans

90..250

Miscelatore monoforo lavabo con bocca tubo orientabile, scarico automatico 1"1/4

Single-lever basin with swivel spout, 1"1/4 pop-up waste

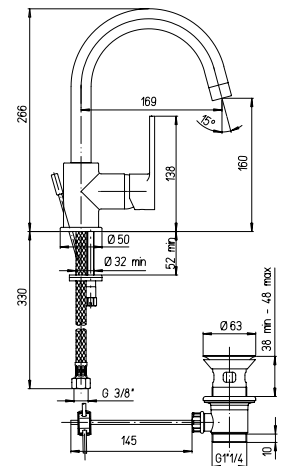
Mitigeur lavabo avec bec haut orientable, vidage automatique 1"1/4

Mezclador lavabo con caño alto giratorio, desagüe automático 1"1/4

Waschtischmischer mit schwenkbarem Auslauf, Ab- und Überlaufgarnitur 1"1/4

RICAMBI / SPARE PARTS:

53CC956GM CARTUCCIA / CARTRIDGE



CR

151,00

90..254

Miscelatore monoforo lavabo con bocca tubo orientabile senza scarico

Single-lever basin with swivel spout, without pop-up waste

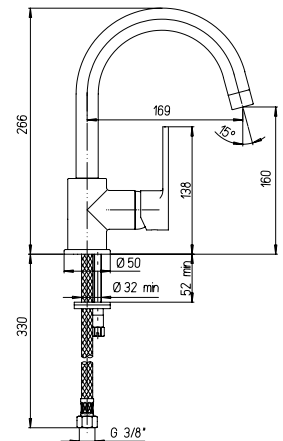
Mitigeur lavabo avec bec haut orientable sans vidage

Mezclador lavabo con caño alto giratorio sin desagüe

Waschtischmischer mit schwenkbarem Auslauf ohne Ablaufgarnitur

RICAMBI / SPARE PARTS:

53CC956GM CARTUCCIA / CARTRIDGE



CR

142,00

90..251

Miscelatore monoforo bidet con bocca tubo orientabile, scarico automatico 1"1/4

Single-lever bidet mixer with swivel tube spout, 1"1/4 pop-up waste

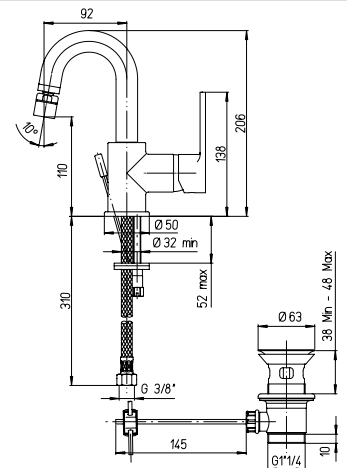
Mitigeur bidet avec bec tube orientable, vidage automatique 1"1/4

Mezclador monomando bidé con caño tubular giratorio, desagüe automático 1"1/4

Bidetmischer mit schwenkbarem Rohrauslauf, Ab- und Überlaufgarnitur 1"1/4

RICAMBI / SPARE PARTS:

53CC956GM CARTUCCIA / CARTRIDGE



CR

151,00

90..255

Miscelatore monoforo bidet con bocca tubo orientabile senza scarico

Single-lever bidet mixer with swivel spout, without pop-up waste

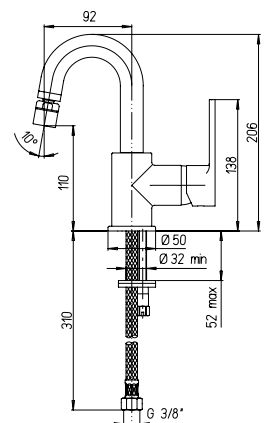
Mitigeur bidet avec bec haut orientable sans vidage

Mezclador monomando bidé con caño alto giratorio sin desagüe

Bidetmischer mit schwenkbarem Auslauf ohne Ablaufgarnitur

RICAMBI / SPARE PARTS:

53CC956GM CARTUCCIA / CARTRIDGE



CR

142,00

90..306

Miscelatore monoforo bidet, scarico automatico 1"1/4

Single-lever bidet mixer with 1"1/4 pop-up waste

Mitigeur bidet avec vidage automatique 1"1/4

Mezclador monomando bidé con desagüe automático 1"1/4

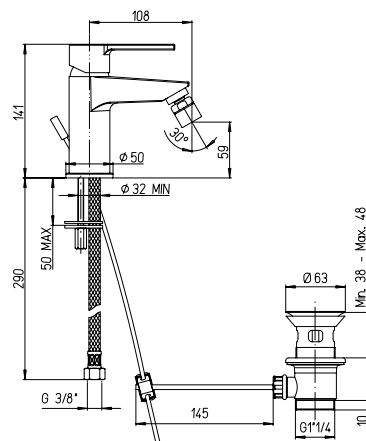
Bidetmischer Ab- und Überlaufgarnitur 1"1/4

RICAMBI / SPARE PARTS:

53CC956G350EP CARTUCCIA / CARTRIDGE



CR **131,00**



90..304

Miscelatore monoforo bidet, senza scarico

Single-lever bidet mixer, without pop-up waste

Mitigeur bidet sans vidage

Mezclador monomando bidé sin desagüe

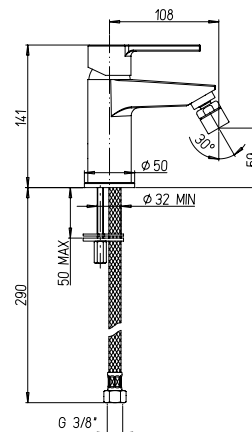
Bidetmischer, ohne Ablaufgarnitur

RICAMBI / SPARE PARTS:

53CC956G350EP CARTUCCIA / CARTRIDGE



CR **122,00**



90..511

Gruppo doccia esterno 1/2"

1/2" shower mixer

Mélangeur douche apparent nu 1/2"

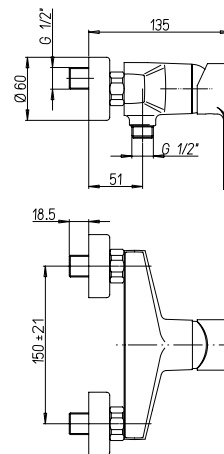
Mezclador ducha 1/2" sin equipo ducha

Brausemischer 1/2"

RICAMBI / SPARE PARTS:

53CC956GM CARTUCCIA / CARTRIDGE

CR **106,00**



90..557LLPE

Miscelatore monoforo lavello bocca a molla con asta orientabile

Single-lever kitchen mixer with spring and swivel spout

Mitigeur évier avec bec à ressort orientable

Mezclador monomando fregadero, caño a resorte giratorio

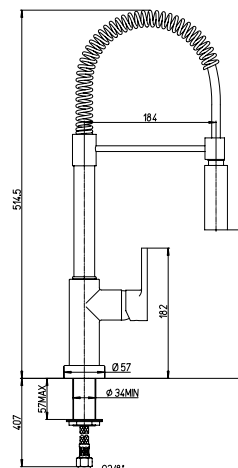
Einhebelmischer mit schwenkbarem Federauslauf

RICAMBI / SPARE PARTS:

53CC956GM CARTUCCIA / CARTRIDGE

CR **268,00**

BY - YO **362,00**



le mans

90..568

Miscelatore monoforo lavello con doccia estraibile

Single-lever kitchen mixer with pull-out spray

Mitigeur monotrou évier avec douchette escamotable

Mezclador monomando fregadero con ducha extraible

Spültischmischer mit herausziehbarer Handbrause

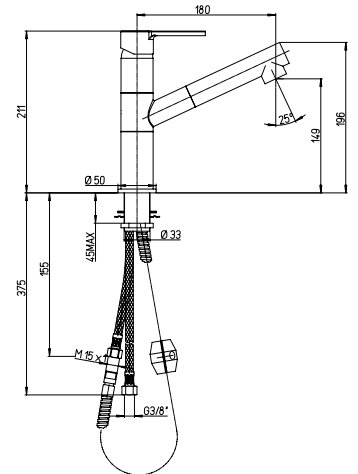
RICAMBI / SPARE PARTS:

53CC956G35EP CARTUCCIA / CARTRIDGE



CR **257,00**

BY - YO **346,00**



90..572

Miscelatore monoforo lavello con bocca orientabile

Single-lever kitchen mixer with swivel spout

Mitigeur évier avec bec orientable

Mezclador monomando fregadero con caño giratorio

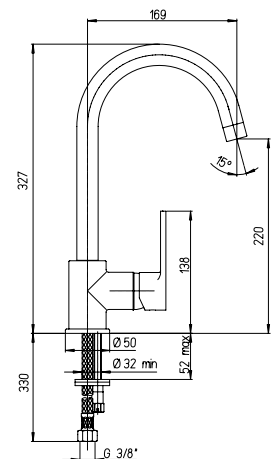
Spültischmischer mit schwenkbarem Auslauf

RICAMBI / SPARE PARTS:

53CC956GM CARTUCCIA / CARTRIDGE

CR **189,00**

BY - YO **255,00**



90..572/599B

Miscelatore monoforo lavello con bocca 90° orientabile

Single-lever kitchen mixer with 90° swivel spout

Mitigeur évier avec bec 90° orientable

Mezclador monomando fregadero con caño 90° giratorio

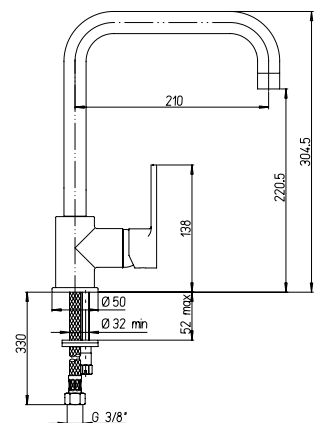
Spültischmischer mit schwenkbarem 90° Auslauf

RICAMBI / SPARE PARTS:

53CC956GM CARTUCCIA / CARTRIDGE

CR **199,00**

BY - YO **255,00**



90..573

Monocomando monoforo lavello bocca coassiale

Single-lever kitchen mixer with swivel spout

Mitigeur évier avec bec orientable

Mezclador monomando fregadero, caño giratorio

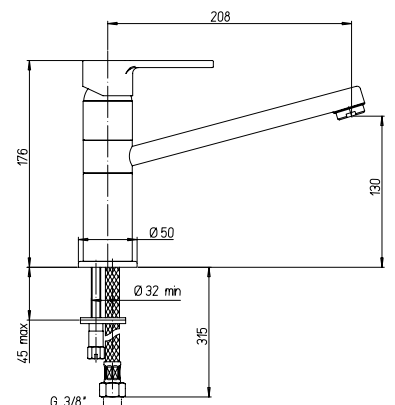
Einhebelmischer mit schwenkbarem Auslauf

RICAMBI / SPARE PARTS:

53CC956G35EP CARTUCCIA / CARTRIDGE



CR **157,00**



90..573/598

Monocomando monoforo livello bocca coassiale

Single-lever kitchen mixer with swivel spout

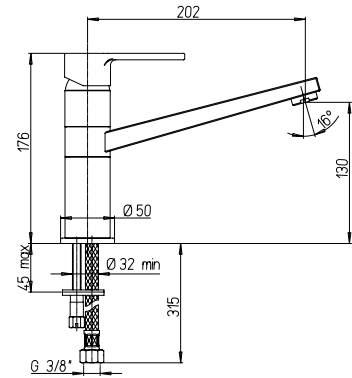
Mitigeur évier avec bec orientable

Mezclador monomando fregadero, caño giratorio

Einhebelmischer mit schwenkbarem Auslauf

RICAMBI / SPARE PARTS:

53CC956GM CARTUCCIA / CARTRIDGE



CR **173,00**

90..591LL

Monocomando monoforo livello con doccetta monogetto estraibile

Single-lever kitchen mixer with single flow pull-out shower

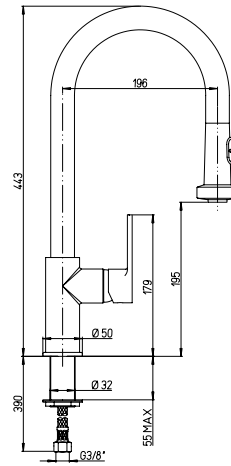
Mitigeur évier avec douchette escamotable

Mezclador monomando fregadero, con ducha extraíble

Einhebelmischer mit herausziehbarer Handbrause

RICAMBI / SPARE PARTS:

53CC956GM CARTUCCIA / CARTRIDGE



CR **346,00**

BY - YO **467,00**

90..690

Miscelatore doccia incasso

Built-in single-lever shower mixer

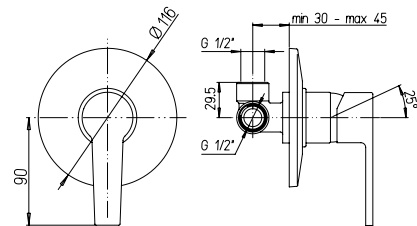
Mitigeur douche à encastrer

Mezclador ducha empotrado

Einbau Brausebatterie

RICAMBI / SPARE PARTS:

53CC956GM CARTUCCIA / CARTRIDGE



CR **64,00**

90..6911

Miscelatore doccia incasso con deviatore rotativo 2 uscite

Built-in single-lever bath-shower mixer with 2-way rotary diverter valve

Mitigeur bain-douche à encastrer avec inverseur rotatif 2 sorties

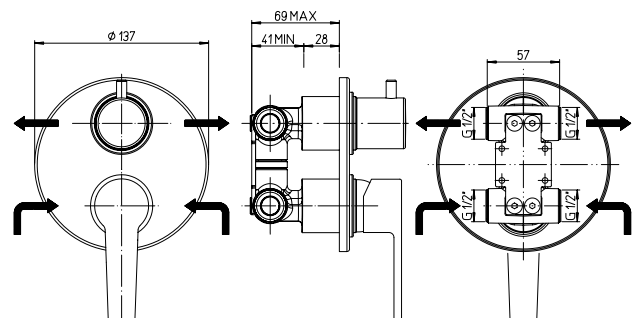
Mezclador monomando baño-ducha empotrado

con desviador giratorio 2 salidas

Einbau Brausemischer mit Drehumsteller, 2 Wege

RICAMBI / SPARE PARTS:

53CC956GM CARTUCCIA / CARTRIDGE



CR **129,00**

47 parallel





47..100

Miscelatore vasca esterno

Single lever bath-shower mixer

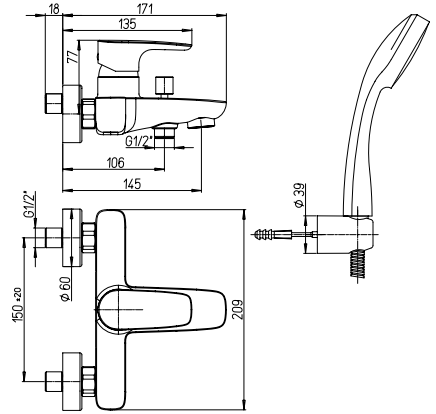
Mitigeur bain-douche apparent

Mezclador monomando baño-ducha

Bademischer mit Brausegarnitur

RICAMBI / SPARE PARTS:

53CC956GMD CARTUCCIA / CARTRIDGE



CR

152,00

47..105

Miscelatore vasca esterno con doccia "Duplex"

Single lever bath-shower mixer with adjustable shower kit

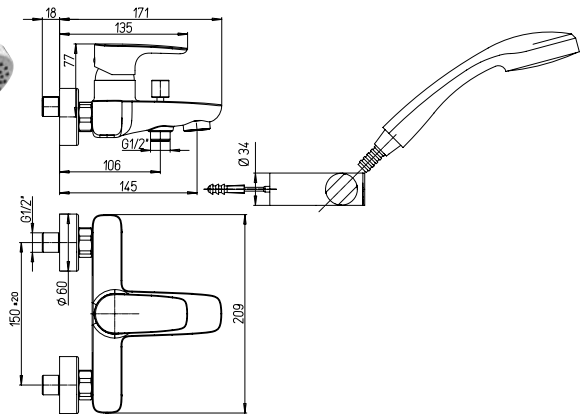
Mitigeur bain-douche apparent avec garniture de douche orientable

Mezclador baño-ducha con equipo ducha, soporte articulado

Bademischer mit Brausegarnitur, Brausehalter verstellbar

RICAMBI / SPARE PARTS:

53CC956GMD CARTUCCIA / CARTRIDGE



CR

156,50

47..131

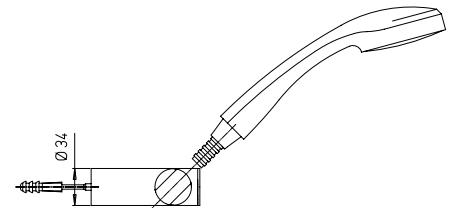
Duplex esterno

Adjustable shower kit

Garniture de douche orientable

Equipo ducha con soporte articulado

Brausegarnitur mit Brausehalter schwenkbar



CR

30,00

47..111

Miscelatore vasca esterno senza "Duplex"

Single-lever bath mixer

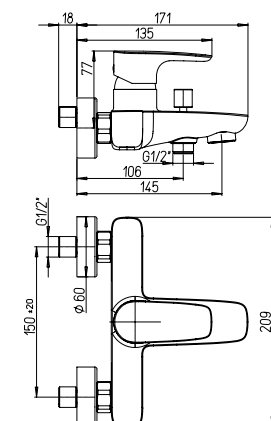
Mitigeur bain-douche apparent nu

Mezclador monomando para bañera

Bademischer ohne Brausegarnitur

RICAMBI / SPARE PARTS:

53CC956GMD CARTUCCIA / CARTRIDGE



CR

145,00

47..208

Miscelatore lavabo a muro, bocca interasse mm 190

Single-lever wall mounted mixer, 190 mm spout

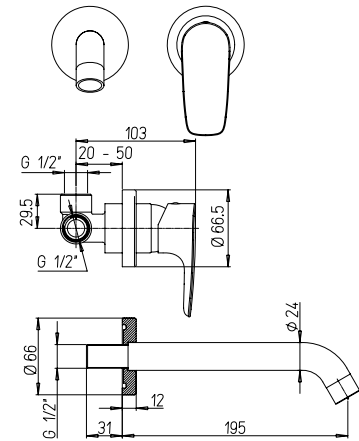
Mitigeur lavabo mural, bec 190 mm

Mezclador empotrable para lavabo, caño 190 mm

Wand-Waschtischmischer, Auslauf 190 mm

RICAMBI / SPARE PARTS:

53CC956GM CARTUCCIA / CARTRIDGE



CR **121,50**

47..208P

Miscelatore lavabo a muro con piastra, bocca interasse mm 200

Single-lever wall mounted mixer with plate, 200 mm spout

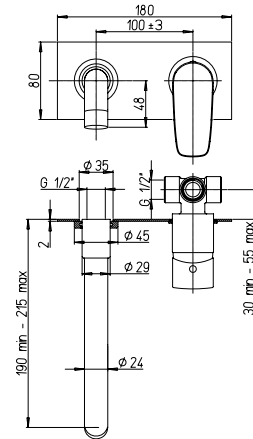
Mitigeur lavabo mural avec plaque de finition, bec 200 mm

Mezclador empotrable para lavabo con plancha, caño 200 mm

Wand-Waschtischmischer mit Abdeckplatte, Auslauf 200 mm

RICAMBI / SPARE PARTS:

53CC956GM CARTUCCIA / CARTRIDGE



CR **241,00**

47..211

Miscelatore monoforo lavabo con scarico automatico 1"1/4

Single-lever basin mixer with 1"1/4 pop-up waste

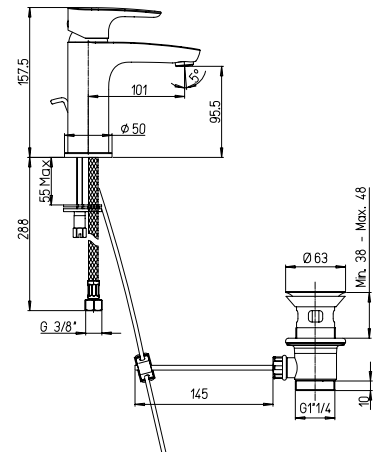
Mitigeur lavabo avec vidage automatique 1"1/4

Mezclador lavabo con desagüe automático 1"1/4

Waschtischmischer Ab- und Überlaufgarnitur 1"1/4

RICAMBI / SPARE PARTS:

53CC956G350 CARTUCCIA / CARTRIDGE



CR **113,00**

47..250

Miscelatore monoforo lavabo con bocca tubo orientabile, scarico automatico 1"1/4

Single-lever basin with swivel spout, 1"1/4 pop-up waste

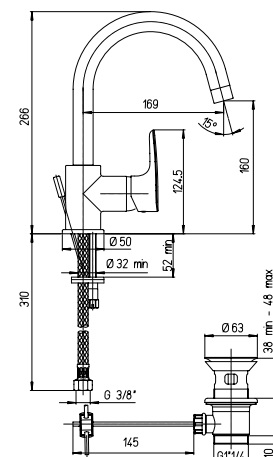
Mitigeur lavabo avec bec haut orientable, vidage automatique 1"1/4

Mezclador lavabo con caño alto giratorio, desagüe automático 1"1/4

Waschtischmischer mit schwenkbarem Auslauf, Ab- und Überlaufgarnitur 1"1/4

RICAMBI / SPARE PARTS:

53CC956GM CARTUCCIA / CARTRIDGE



CR **151,00**

parallel

47..254

Miscelatore monoforo lavabo con bocca tubo orientabile senza scarico

Single-lever basin with swivel spout, without pop-up waste

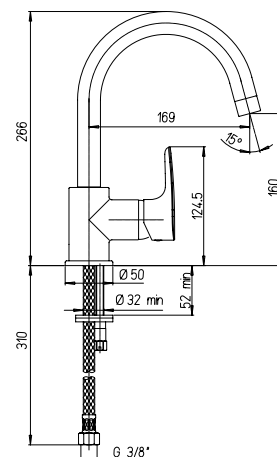
Mitigeur lavabo avec bec haut orientable sans vidage

Mezclador lavabo con caño alto giratorio sin desagüe

Waschtischmischer mit schwenkbarem Auslauf ohne Ablaufgarnitur

RICAMBI / SPARE PARTS:

53CC956GM CARTUCCIA / CARTRIDGE



CR

142,00

47..251

Miscelatore monoforo bidet con bocca tubo orientabile, scarico automatico 1"1/4

Single-lever bidet mixer with swivel tube spout, 1"1/4 pop-up waste

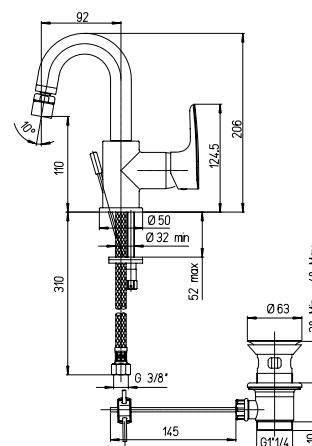
Mitigeur bidet avec bec tube orientable, vidage automatique 1"1/4

Mezclador monomando bidé con caño tubular giratorio, desagüe automático 1"1/4

Bidetmischer mit schwenkbarem Rohrauslauf, Ab- und Überlaufgarnitur 1"1/4

RICAMBI / SPARE PARTS:

53CC956GM CARTUCCIA / CARTRIDGE



CR

151,00

47..255

Miscelatore monoforo bidet con bocca tubo orientabile senza scarico

Single-lever bidet mixer with swivel spout, without pop-up waste

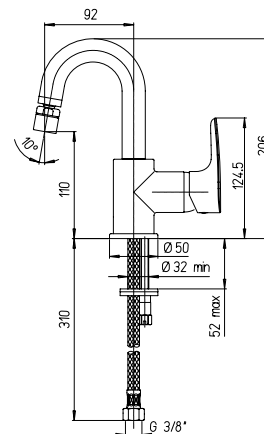
Mitigeur bidet avec bec haut orientable sans vidage

Mezclador monomando bidé con caño alto giratorio sin desagüe

Bidetmischer mit schwenkbarem Auslauf ohne Ablaufgarnitur

RICAMBI / SPARE PARTS:

53CC956GM CARTUCCIA / CARTRIDGE



CR

142,50

47..306

Miscelatore monoforo bidet, scarico automatico 1"1/4

Single-lever bidet mixer with 1"1/4 pop-up waste

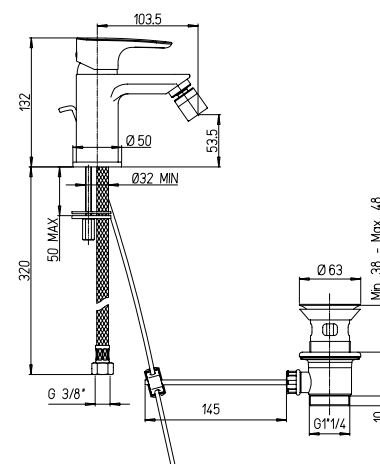
Mitigeur bidet avec vidage automatique 1"1/4

Mezclador monomando bidé con desagüe automático 1"1/4

Bidetmischer Ab- und Überlaufgarnitur 1"1/4

RICAMBI / SPARE PARTS:

53CC956G350 CARTUCCIA / CARTRIDGE



CR

113,00

47..511

Gruppo doccia esterno 1/2"

1/2" shower mixer

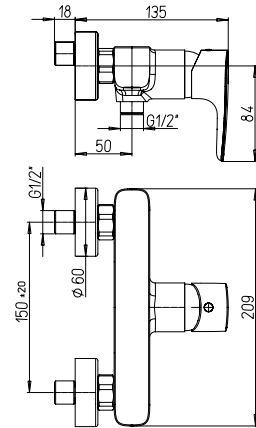
Mélangeur douche apparent nu 1/2"

Mezclador ducha 1/2" sin equipo ducha

Brausemischer 1/2"

RICAMBI / SPARE PARTS:

53CC956GMD CARTUCCIA / CARTRIDGE



CR

129,00

47..555

Miscelatore monoforo lavello bocca a molla con asta orientabile

Single-lever kitchen mixer with spring and swivel spout

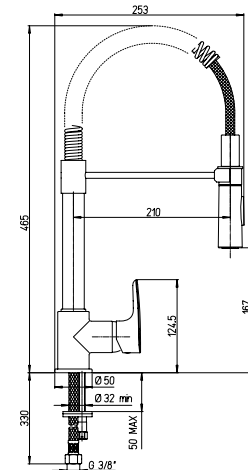
Mitigeur évier avec bec à ressort orientable

Mezclador monomando fregadero, caño a resorte giratorio

Einhebelmischer mit schwenkbarem Federauslauf

RICAMBI / SPARE PARTS:

53CC956GM CARTUCCIA / CARTRIDGE



CR

355,00

47..568

Miscelatore monoforo lavello con doccia estraibile

Single-lever kitchen mixer with pull-out spray

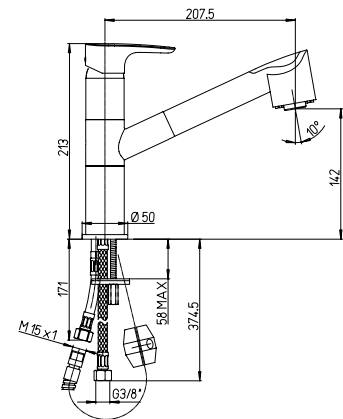
Mitigeur monotrou évier avec douchette escamotable

Mezclador monomando fregadero con ducha extraíble

Spültischmischer mit herausziehbarer Handbrause

RICAMBI / SPARE PARTS:

53CC956GM CARTUCCIA / CARTRIDGE



CR

252,00

47..572

Miscelatore monoforo lavello con bocca orientabile

Single-lever kitchen mixer with swivel spout

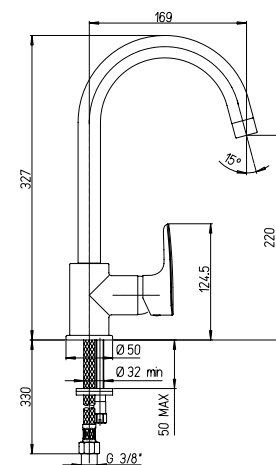
Mitigeur évier avec bec orientable

Mezclador monomando fregadero con caño giratorio

Spültischmischer mit schwenkbarem Auslauf

RICAMBI / SPARE PARTS:

53CC956GM CARTUCCIA / CARTRIDGE



CR

189,00

parallel

47..572/599B

Miscelatore monoforo lavello con bocca 90° orientabile

Single-lever kitchen mixer with 90° swivel spout

Mitigeur évier avec bec 90° orientable

Mezclador monomando fregadero con caño 90° giratorio

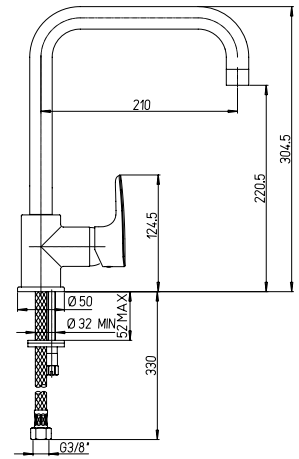
Spültischmischer mit schwenkbarem 90° Auslauf

RICAMBI / SPARE PARTS:

53CC956GM CARTUCCIA / CARTRIDGE

CR

199,00



47..573

Monocomando monoforo lavello bocca coassiale

Single-lever kitchen mixer with swivel spout

Mitigeur évier avec bec orientable

Mezclador monomando fregadero, caño giratorio

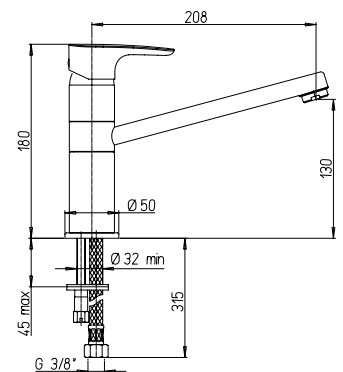
Einhebelmischer mit schwenkbarem Auslauf

RICAMBI / SPARE PARTS:

53CC956GM CARTUCCIA / CARTRIDGE

CR

157,00



47..591LL

Monocomando monoforo lavello con doccetta monogetto estraibile

Single-lever kitchen mixer with single flow pull-out shower

Mitigeur évier avec douchette escamotable

Mezclador monomando fregadero, con ducha extraíble

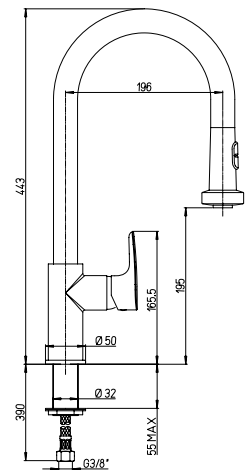
Einhebelmischer mit herausziehbarer Handbrause

RICAMBI / SPARE PARTS:

53CC956GM CARTUCCIA / CARTRIDGE

CR

346,50



47..690

Miscelatore doccia incasso

Built-in single-lever shower mixer

Mitigeur douche à encastrer

Mezclador ducha empotrado

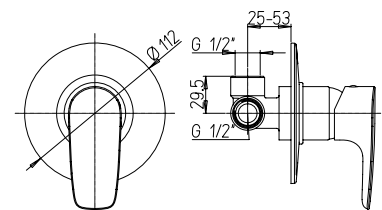
Einbau Brausebatterie

RICAMBI / SPARE PARTS:

53CC956GM CARTUCCIA / CARTRIDGE

CR

65,50



47..6911

Miscelatore doccia incasso con deviatore rotativo 2 uscite

Built-in single-lever bath-shower mixer with 2-way rotary diverter valve

Mitigeur bain-douche à encastrer avec inverseur rotatif 2 sorties

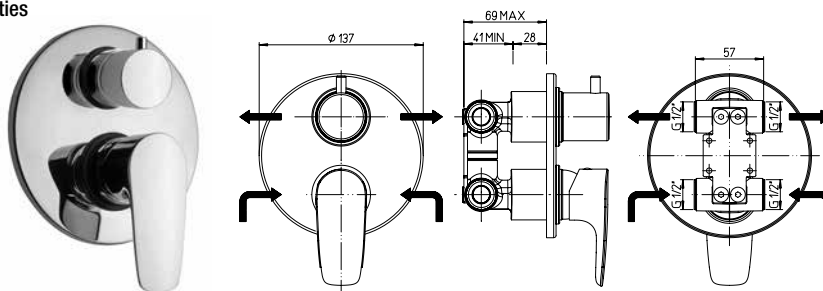
Mezclador monomando baño-ducha empotrado

con desviador giratorio 2 salidas

Einbau Brausemischer mit Drehumsteller, 2 Wege

RICAMBI / SPARE PARTS:

53CC956GM CARTUCCIA / CARTRIDGE



CR

129,00

47..211BL**Miscelatore monoforo lavabo con scarico automatico 1"1/4**

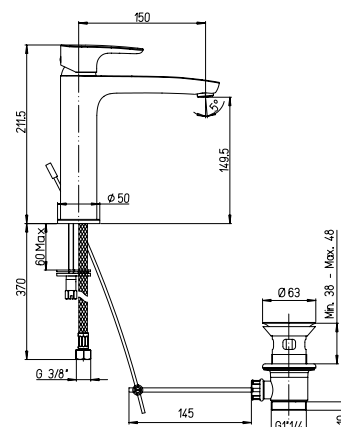
Single-lever basin mixer with 1"1/4 pop-up waste

Mitigeur lavabo avec vidage automatique 1"1/4

Mezclador lavabo con desagüe automático 1"1/4

Waschtischmischer Ab- und Überlaufgarnitur 1"1/4

RICAMBI / SPARE PARTS:

53CC956G350 CARTUCCIA / CARTRIDGE

CR

147,00**47.211LLSR****Miscelatore monoforo lavabo tipo alto, scarico simple rapid**

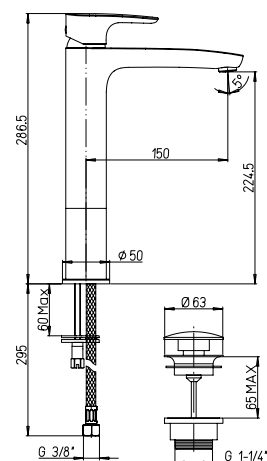
Single-lever basin mixer, high model with simple rapid

Mitigeur lavabo, type haut avec vidage simple rapid

Mezclador monomando lavabo alto con desagüe simple rapid

Waschtischmischer, hohe Ausführung, Ab- und Simple rapid

RICAMBI / SPARE PARTS:

53CC956G350 CARTUCCIA / CARTRIDGE

CR

186,00

WW atacama





atacama

WW..100

Miscelatore vasca esterno completo

Single lever complete bath-shower mixer

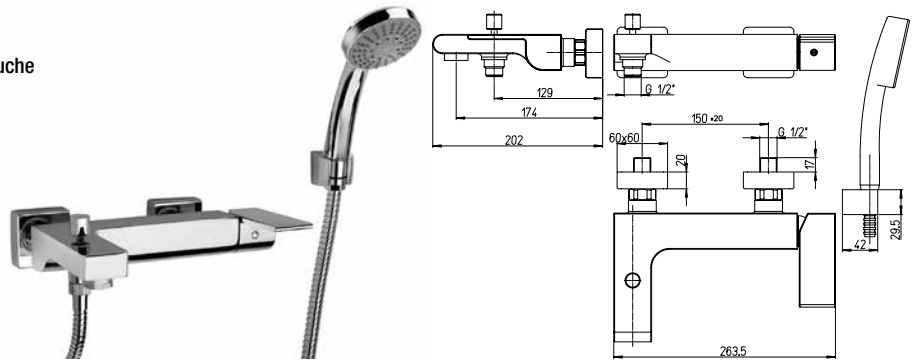
Mitigeur bain-douche apparent avec garniture de douche

Mezclador monomando baño-ducha con equipo ducha

Bademischer mit Brausegarnitur

RICAMBI / SPARE PARTS:

53CC956GM CARTUCCIA / CARTRIDGE



CR

199,50

WW..105

Gruppo vasca esterno con doccia "Duplex"

Bath-shower mixer with adjustable shower kit

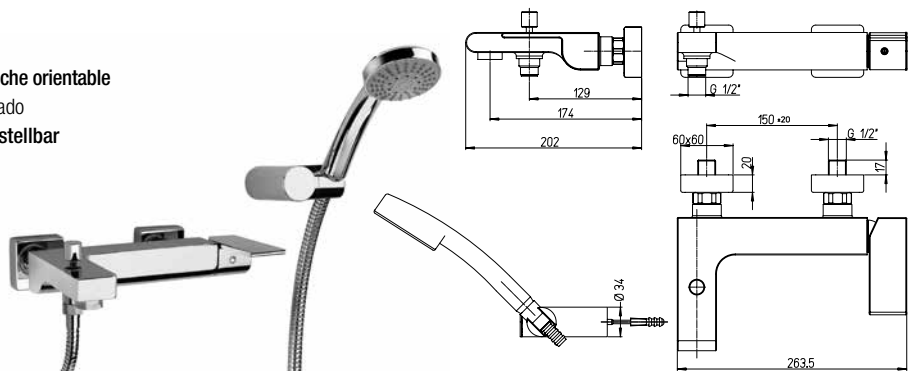
Mélangeur bain-douche apparent avec garniture de douche orientable

Mezclador baño-ducha con equipo ducha, soporte articulado

Wannenbatterie mit Brausegarnitur, Brausehalter verstellbar

RICAMBI / SPARE PARTS:

53CC956GM CARTUCCIA / CARTRIDGE



CR

209,00

WW..111

Miscelatore vasca esterno senza "Duplex"

Single-lever bath mixer

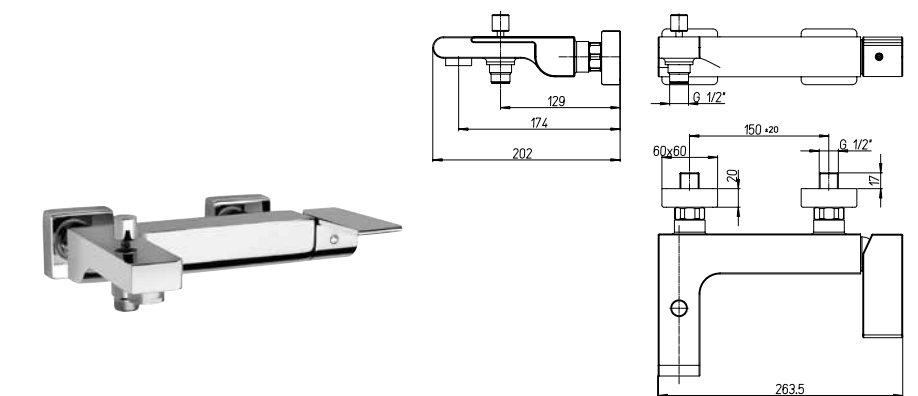
Mitigeur bain-douche apparent nu

Mezclador monomando para bañera

Bademischer ohne Brausegarnitur

RICAMBI / SPARE PARTS:

53CC956GM CARTUCCIA / CARTRIDGE



CR

192,00

WW..100E

Miscelatore vasca esterno completo

Single lever complete bath-shower mixer

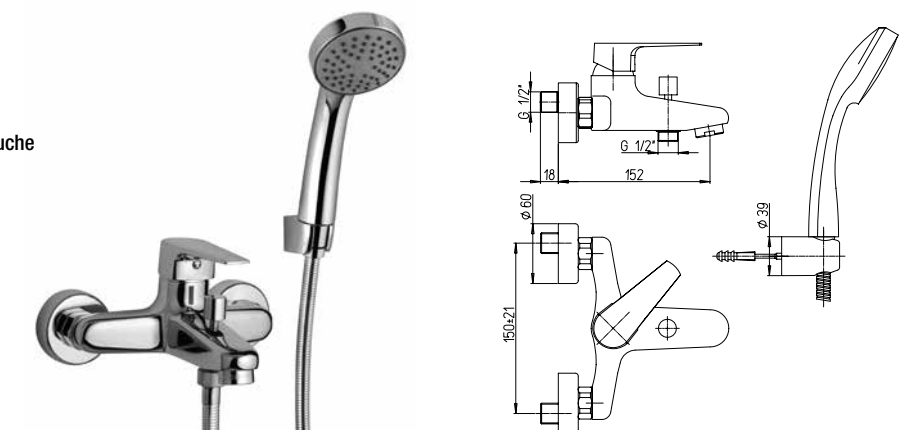
Mitigeur bain-douche apparent avec garniture de douche

Mezclador monomando baño-ducha con equipo ducha

Bademischer mit Brausegarnitur

RICAMBI / SPARE PARTS:

53CC956GMD CARTUCCIA / CARTRIDGE



CR

120,00

WW..105E

Gruppo vasca esterno con doccia "Duplex"

Bath-shower mixer with adjustable shower kit

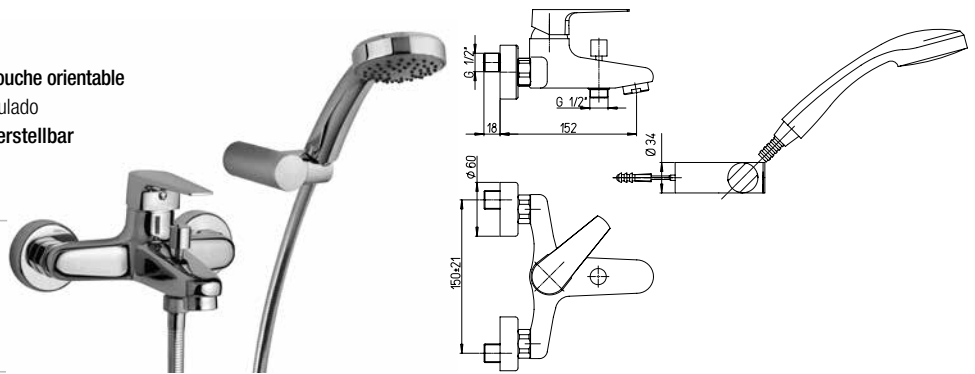
Mélangeur bain-douche apparent avec garniture de douche orientable

Mezclador baño-ducha con equipo ducha, soporte articulado

Wannenbatterie mit Brausegarnitur, Brausehalter verstellbar

RICAMBI / SPARE PARTS:

53CC956GMD CARTUCCIA / CARTRIDGE



CR **126,00**

WW..131

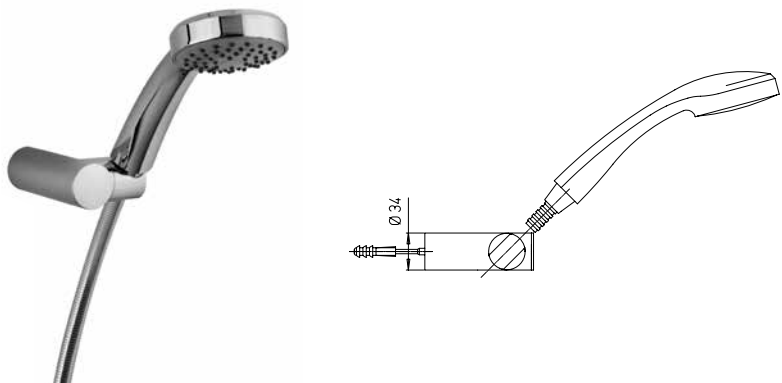
Duplex esterno

Adjustable shower kit

Garniture de douche orientable

Equipo ducha con soporte articulado

Brausegarnitur mit Brausehalter schwenkbar



CR **30,00**

WW..111E

Miscelatore vasca esterno senza "Duplex"

Single-lever bath mixer

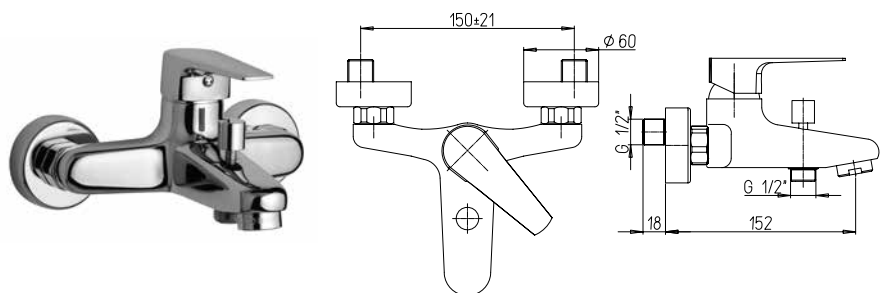
Mitigeur bain-douche apparent nu

Mezclador monomando para bañera

Bademischer ohne Brausegarnitur

RICAMBI / SPARE PARTS:

53CC956GMD CARTUCCIA / CARTRIDGE



CR **115,00**

WW..208

Miscelatore lavabo a muro, bocca interasse mm 190

Single-lever wall mounted mixer, 190 mm spout

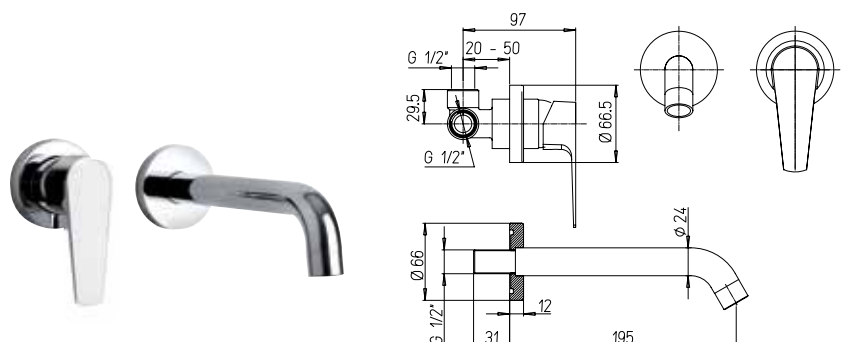
Mitigeur lavabo mural, bec 190 mm

Mezclador empotrable para lavabo, caño 190 mm

Wand-Waschtischmischer, Auslauf 190 mm

RICAMBI / SPARE PARTS:

53CC956GM CARTUCCIA / CARTRIDGE



CR **168,50**

atacama

WW.208P

Miscelatore lavabo a muro con piastra, bocca interasse mm 200

Single-lever wall mounted mixer with plate, 200 mm spout

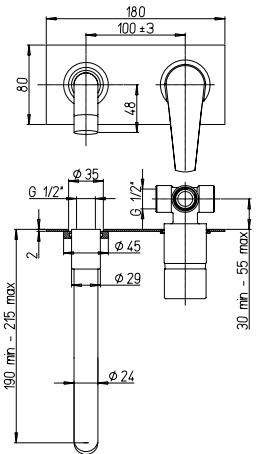
Mitigeur lavabo mural avec plaque de finition, bec 200 mm

Mezclador empotrable para lavabo con plancha, caño 200 mm

Wand-Waschtischmischer mit Abdeckplatte, Auslauf 200 mm

RICAMBI / SPARE PARTS:

53CC956GM CARTUCCIA / CARTRIDGE



CR

241,00

WW.211TSR

Miscelatore monoforo lavabo con piletta clic-clac 1"1/4

Single lever basin mixer with 1 1/4 clic clac waste

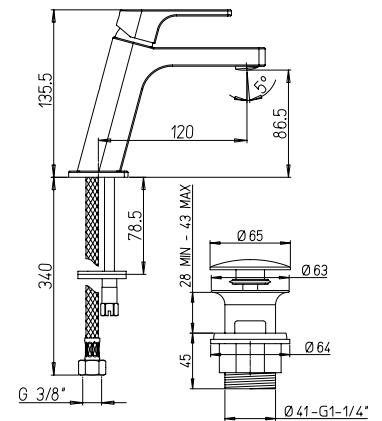
Mitigeur lavabo avec vidage clic clac 1"1/4

Mezclador monomando lavabo, desagüe 1"1/4 con tapon click-clack

Waschtischmischer mit Ab- und Überlaufgarnitur Clic Clac 1"1/4

RICAMBI / SPARE PARTS:

53CC956G2510 CARTUCCIA / CARTRIDGE



CR

108,00

WW.306TSR

Miscelatore monoforo bidet con piletta clic-clac 1"1/4

Single-lever bidet mixer with 1 1/4 clic clac waste

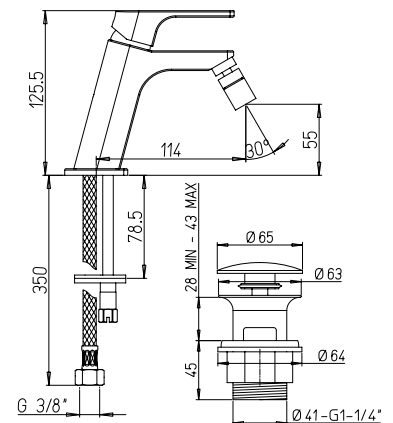
Mitigeur bidet avec vidage clic clac 1"1/4

Mezclador monomando bidé con desagüe 1"1/4 con tapon click-clack

Bidetmischer Ab- und Überlaufgarnitur Clic Clac 1"1/4

RICAMBI / SPARE PARTS:

53CC956G2510 CARTUCCIA / CARTRIDGE



CR

108,00

WW.501E

Monocomando lavello a muro

Wall mounted single-lever kitchen mixer

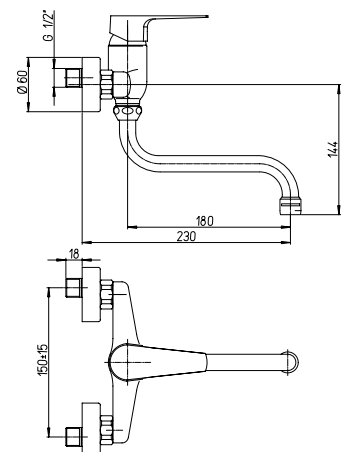
Mitigeur évier mural

Mezclador fregadero exterior

Wand-Spültischmischer

RICAMBI / SPARE PARTS:

53CC956GMD CARTUCCIA / CARTRIDGE



CR

96,50

WW.511

Miscelatore doccia esterno 1/2"

1/2" single-lever shower mixer

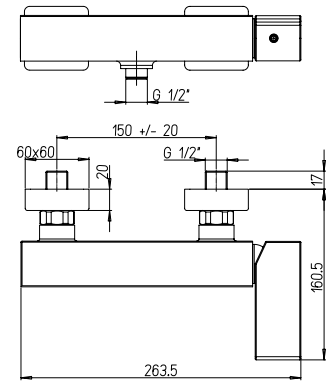
Mitigeur douche apparent nu 1/2"

Mezclador monomando ducha 1/2" sin equipo ducha

Brausemischer 1/2" ohne Brausegarnitur

RICAMBI / SPARE PARTS:

53CC956GM CARTUCCIA / CARTRIDGE



CR

127,00

WW.511E

Miscelatore doccia esterno 1/2"

1/2" single-lever shower mixer

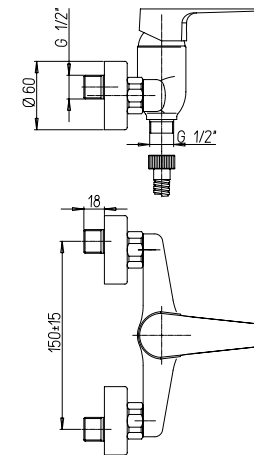
Mitigeur douche apparent nu 1/2"

Mezclador monomando ducha 1/2" sin equipo ducha

Brausemischer 1/2" ohne Brausegarnitur

RICAMBI / SPARE PARTS:

53CC956GM CARTUCCIA / CARTRIDGE



CR

127,00

WW.509E

Miscelatore doccia esterno 1/2" con doccia "Duplex"

1/2" single-lever shower mixer with adjustable shower kit

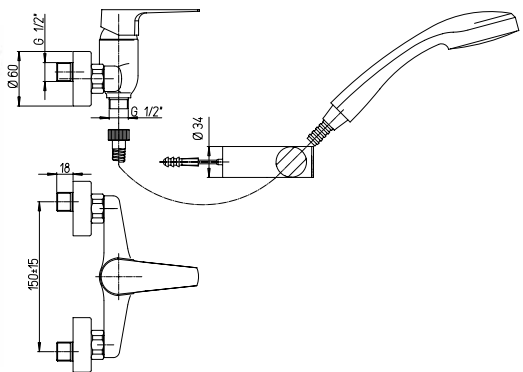
Mitigeur douche apparent 1/2" avec garniture de douche orientable

Mezclador monomando baño-ducha 1/2" con equipo ducha, soporte articulado

Brausemischer 1/2" mit Brausegarnitur, Brausehalter verstellbar

RICAMBI / SPARE PARTS:

53CC956GM CARTUCCIA / CARTRIDGE



CR

93,50

WW.583

Monocomando monoforo lavello bocca coassiale

Single-lever kitchen mixer with swivel spout

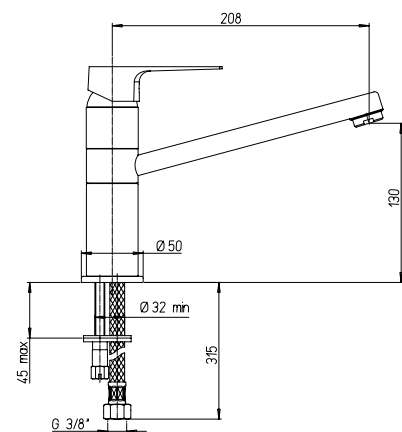
Mitigeur évier avec bec orientable

Mezclador monomando fregadero, caño giratorio

Einhebelmischer mit schwenkbarem Auslauf

RICAMBI / SPARE PARTS:

53CC956GM CARTUCCIA / CARTRIDGE



CR

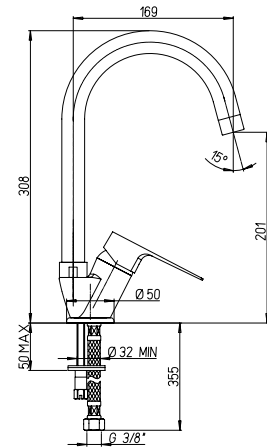
157,00

WW.570P

Monocomando monoforo lavello con bocca tubo orientabile
 Single-lever kitchen mixer with swivel tube spout
Mitigeur évier bec tube orientable
 Mezclador fregadero con caño tubular giratorio
Einloch-Spültischmischer mit schwenkbarem Rohrauslauf

RICAMBI / SPARE PARTS:

53CC956GM CARTUCCIA / CARTRIDGE



CR

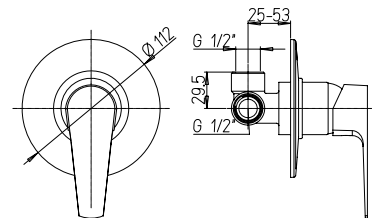
130,00

WW.690

Miscelatore doccia incasso
 Built-in single-lever shower mixer
Mitigeur douche à encastrer
 Mezclador ducha empotrado
Einbau Brausebatterie

RICAMBI / SPARE PARTS:

53CC956GM CARTUCCIA / CARTRIDGE



CR

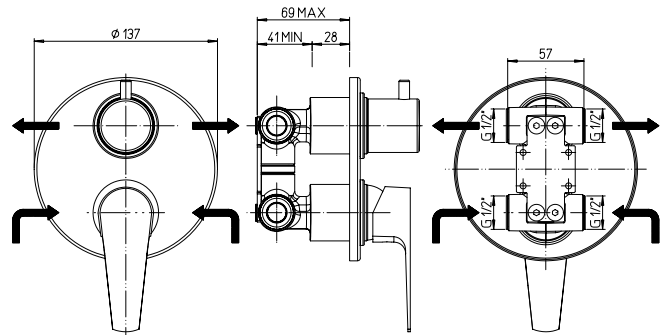
64,00

WW.6911

Miscelatore doccia incasso con deviatore rotativo 2 uscite
 Built-in single-lever bath-shower mixer with 2-way rotary diverter valve
Mitigeur bain-douche à encastrer avec inverseur rotatif 2 sorties
 Mezclador monomando baño-ducha empotrado con desviador giratorio 2 salidas
Einbau Brausemischer mit Drehumsteller, 2 Wege

RICAMBI / SPARE PARTS:

53CC956GM CARTUCCIA / CARTRIDGE



CR

129,00

09 NOVE





09..100

Miscelatore vasca esterno completo

Single lever complete bath-shower mixer

Mitigeur bain-douche apparent avec garniture de douche

Mezclador monomando baño-ducha con equipo ducha

Bademischer mit Brausegarnitur

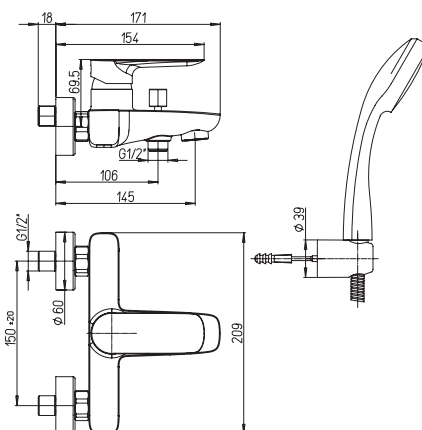
RICAMBI / SPARE PARTS:

53CC956GMD CARTUCCIA / CARTRIDGE

CR **152,00**

YO - BY

PW



09..105

Miscelatore vasca esterno con doccia "Duplex"

Single lever bath-shower mixer with adjustable shower kit

Mitigeur bain-douche apparent avec garniture de douche orientable

Mezclador baño-ducha con equipo ducha, soporte articulado

Bademischer mit Brausegarnitur, Brausehalter verstellbar

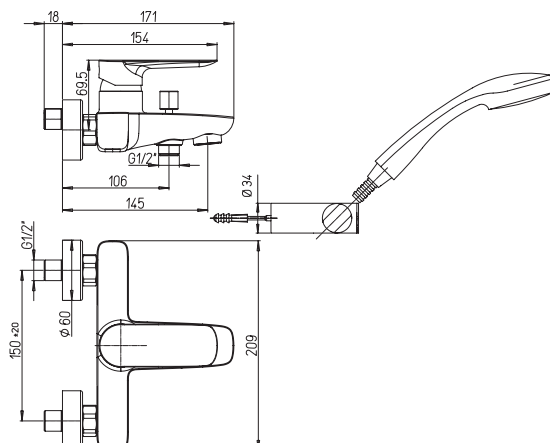
RICAMBI / SPARE PARTS:

53CC956GMD CARTUCCIA / CARTRIDGE

CR **156,50**

YO - BY **196,00**

PW



47..131

Duplex esterno

Adjustable shower kit

Garniture de douche orientable

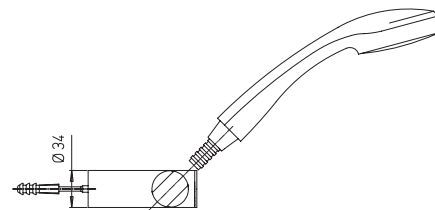
Equipo ducha con soporte articulado

Brausegarnitur mit Brausehalter schwenkbar

CR **30,00**

YO - BY

PW



09..111

Miscelatore vasca esterno senza "Duplex"

Single-lever bath mixer

Mitigeur bain-douche apparent nu

Mezclador monomando para bañera

Bademischer ohne Brausegarnitur

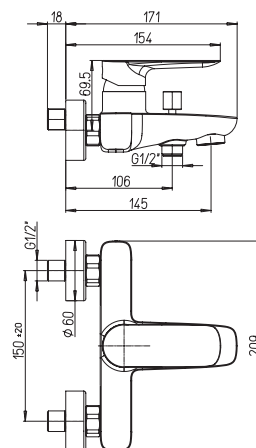
RICAMBI / SPARE PARTS:

53CC956GMD CARTUCCIA / CARTRIDGE

CR **145,00**

YO - BY **181,00**

PW



09..208

Miscelatore lavabo a muro, bocca interasse mm 190

Single-lever wall mounted mixer, 190 mm spout

Mitigeur lavabo mural, bec 190 mm

Mezclador empotrable para lavabo, caño 190 mm

Wand-Waschtischmischer, Auslauf 190 mm

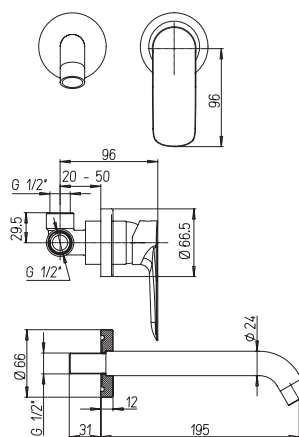
RICAMBI / SPARE PARTS:

53CC956GM CARTUCCIA / CARTRIDGE

CR **121,50**

YO - BY **152,00**

PW



09..208P

Miscelatore lavabo a muro con piastra, bocca interasse mm 200

Single-lever wall mounted mixer with plate, 200 mm spout

Mitigeur lavabo mural avec plaque de finition, bec 200 mm

Mezclador empotrable para lavabo con plancha, caño 200 mm

Wand-Waschtischmischer mit Abdeckplatte, Auslauf 200 mm

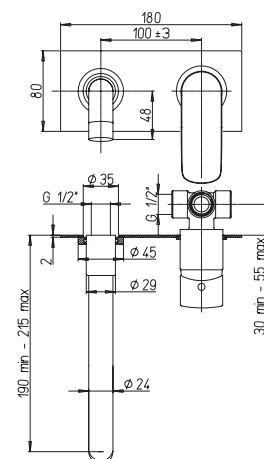
RICAMBI / SPARE PARTS:

53CC956GM CARTUCCIA / CARTRIDGE

CR **241,00**

YO - BY **301,00**

PW



09..211

Miscelatore monoforo lavabo con scarico automatico 1"1/4

Single-lever basin mixer with 1"1/4 pop-up waste

Mitigeur lavabo avec vidage automatique 1"1/4

Mezclador lavabo con desagüe automático 1"1/4

Waschtischmischer Ab- und Überlaufgarnitur 1"1/4

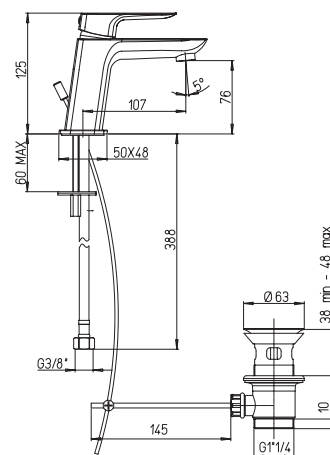
RICAMBI / SPARE PARTS:

53CC956D300 CARTUCCIA / CARTRIDGE

CR **113,00**

YO - BY **141,00**

PW



09..211MESR

Miscelatore monoforo lavabo bocca lunga, piletta clic-clac 1"1/4

Single-lever basin mixer with long spout, 1"1/4 clic clac waste

Mitigeur monopro lavabo avec bec long et vidage clic clac 1"1/4

Mezclador monomando lavabo, caño largo y desagüe 1"1/4 con tapon click-clack

Waschtischmischer mit langem Auslauf, Ab- und Überlaufgarnitur

Clic Clac 1"1/4

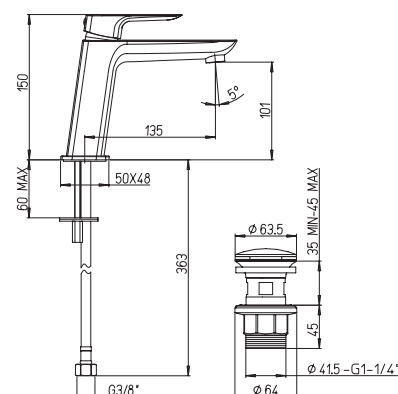
RICAMBI / SPARE PARTS:

53CC956D300 CARTUCCIA / CARTRIDGE

CR **147,00**

YO - BY **184,00**

PW



09..211LLSR

Miscelatore monoforo lavabo tipo alto, piletta clic-clac 1"1/4
 Single-lever basin mixer, high model, 1"1/4 clic clac waste
Mitigeur lavabo, type haut et vidage clic clac 1"1/4
 Mezclador monomando lavabo alto y desagüe 1"1/4 con tapon click-clack
Waschtischmischer, hohe Ausführung, Ab- und Überlaufgarnitur
 Clic Clac 1"1/4

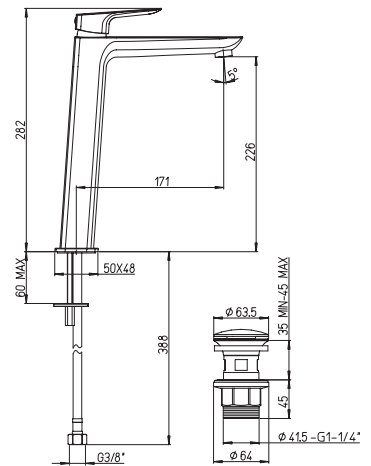
RICAMBI / SPARE PARTS:

53CC956D300 CARTUCCIA / CARTRIDGE

CR **186,00**

YO - BY **233,00**

PW



09..306

Miscelatore monoforo bidet, scarico automatico 1"1/4
 Single-lever bidet mixer with 1"1/4 pop-up waste
Mitigeur bidet avec vidage automatique 1"1/4
 Mezclador monomando bidé con desagüe automático 1"1/4
Bidetmischer Ab- und Überlaufgarnitur 1"1/4

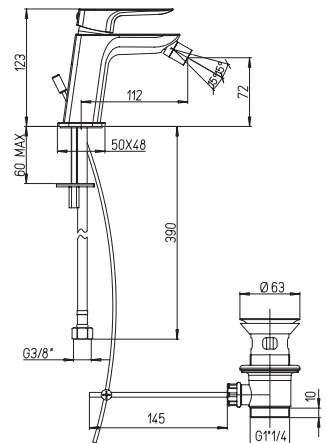
RICAMBI / SPARE PARTS:

53CC956D300 CARTUCCIA / CARTRIDGE

CR **113,00**

YO - BY **141,00**

PW



09..511

Gruppo doccia esterno 1/2"
 1/2" shower mixer
Mélangeur douche apparent nu 1/2"
 Mezclador ducha 1/2" sin equipo ducha
Brausemischer 1/2"

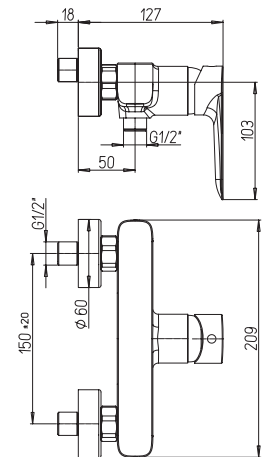
RICAMBI / SPARE PARTS:

53CC956GMD CARTUCCIA / CARTRIDGE

CR **129,00**

YO - BY **161,00**

PW



09..555

Miscelatore monoforo lavello bocca a molla con asta orientabile
 Single-lever kitchen mixer with spring and swivel spout
Mitigeur évier avec bec à ressort orientable
 Mezclador monomando fregadero, caño a resorte giratorio
Einhebelmischer mit schwenkbarem Federauslauf

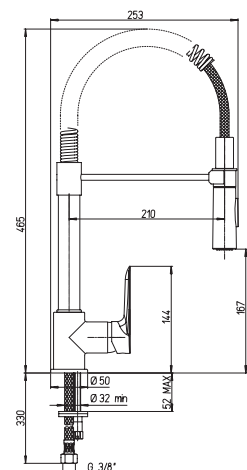
RICAMBI / SPARE PARTS:

53CC956GM CARTUCCIA / CARTRIDGE

CR **265,00**

YO - BY **331,00**

PW



09..568

Miscelatore monoforo lavello con doccia estraibile

Single-lever kitchen mixer with pull-out spray

Mitigeur monotrou évier avec douchette escamotable

Mezclador monomando fregadero con ducha extraíble

Spültischmischer mit herausziehbarer Handbrause

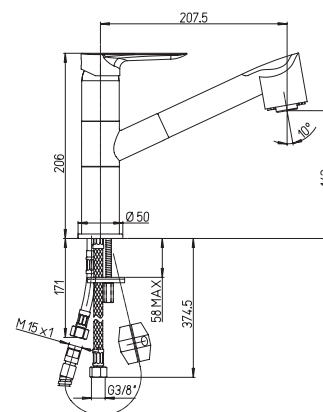
RICAMBI / SPARE PARTS:

53CC956GM CARTUCCIA / CARTRIDGE

CR **252,00**

YO - BY **315,00**

PW



09..572

Miscelatore monoforo lavello con bocca orientabile

Single-lever kitchen mixer with swivel spout

Mitigeur évier avec bec orientable

Mezclador monomando fregadero con caño giratorio

Spültischmischer mit schwenkbarem Auslauf

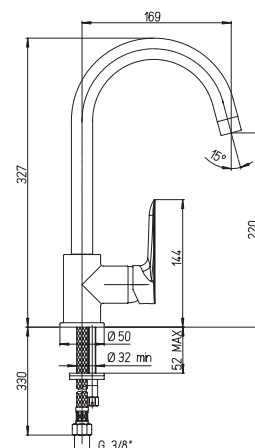
RICAMBI / SPARE PARTS:

53CC956GM CARTUCCIA / CARTRIDGE

CR **189,00**

YO - BY **236,00**

PW



09..5721

Miscelatore monoforo lavello con bocca orientabile

Single-lever kitchen mixer with swivel spout

Mitigeur évier avec bec orientable

Mezclador monomando fregadero con caño giratorio

Spültischmischer mit schwenkbarem Auslauf

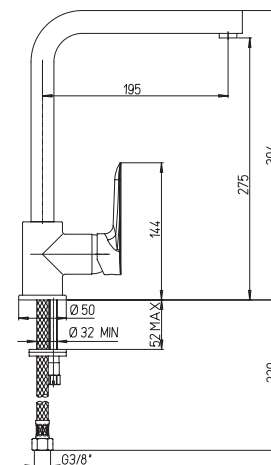
RICAMBI / SPARE PARTS:

53CC956GM CARTUCCIA / CARTRIDGE

CR **209,00**

YO - BY **261,00**

PW



09..573

Monocomando monoforo lavello bocca coassiale

Single-lever kitchen mixer with swivel spout

Mitigeur évier avec bec orientable

Mezclador monomando fregadero, caño giratorio

Einhebelmischer mit schwenkbarem Auslauf

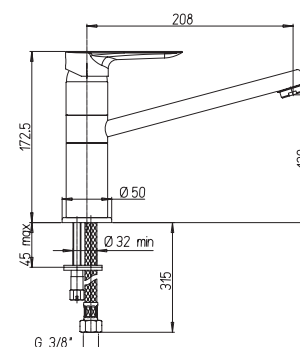
RICAMBI / SPARE PARTS:

53CC956GM CARTUCCIA / CARTRIDGE

CR **157,00**

YO - BY **196,00**

PW



09..591/90

Miscelatore monoforo lavello con doccetta monogetto estraibile

Single-lever pullout kitchen mixer

Mitigeur évier avec douchette escamotable

Mezclador monomando fregadero con ducha extraíble

Spültischmischer mit herausziehbarer Handbrause

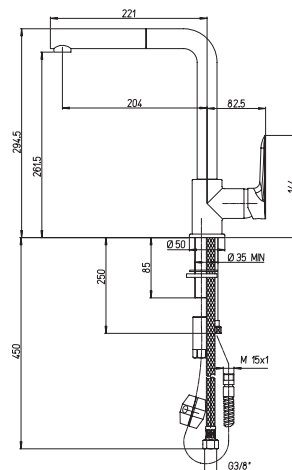
RICAMBI / SPARE PARTS:

53CC956GM CARTUCCIA / CARTRIDGE

CR **289,00**

YO - BY

PW



09..690

Miscelatore doccia incasso

Built-in single-lever shower mixer

Mitigeur douche à encastrer

Mezclador ducha empotrado

Einbau Brausebatterie

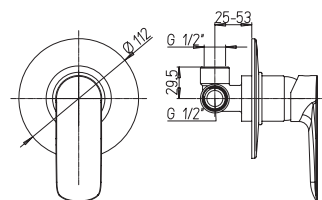
RICAMBI / SPARE PARTS:

53CC956GM CARTUCCIA / CARTRIDGE

CR **65,50**

YO - BY **82,00**

PW



09..6911

Miscelatore doccia incasso con deviatore rotativo 2 uscite

Built-in single-lever bath-shower mixer with 2-way rotary diverter valve

Mitigeur bain-douche à encastrer avec inverseur rotatif 2 sorties

Mezclador monomando baño-ducha empotrado

con desviador giratorio 2 salidas

Einbau Brausemischer mit Drehumsteller, 2 Wege

RICAMBI / SPARE PARTS:

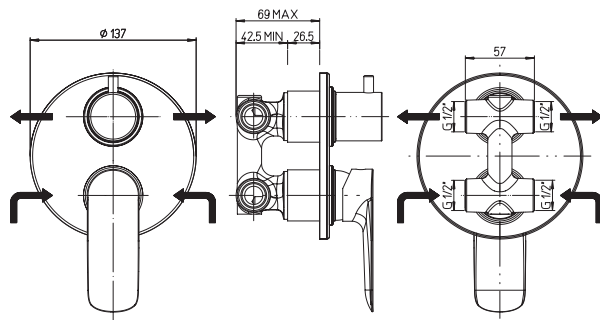
53CC956GM CARTUCCIA / CARTRIDGE

53CC9561DEV35SC CARTUCCIA DEVIATRIE / DIVERTER CARTRIDGE

CR **129,00**

YO - BY **161,00**

PW



54..951T

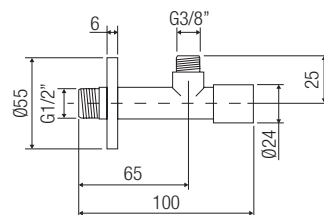

Rubinetto sottolavabo con filtro attacco a muro ½ uscita 3/8"

½"-3/8" Angle valve with filter

Robinet d'équerre ½" - 3/8" avec filtre

Llave de corte 1/2" - 3/8" con filtro

Absperrventil mit Filter ½" - 3/8"



CR **31,00**

YO - BY

PW

54..415A

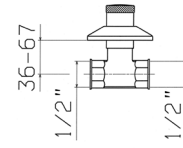
Rubinetto arresto da 1/2"

1/2" stop valve

Robinets d'arrêt 1/2"

Llaves de paso de 1/2"

Absperrhähnen



CR **37,00**

YO - BY

PW

78..849

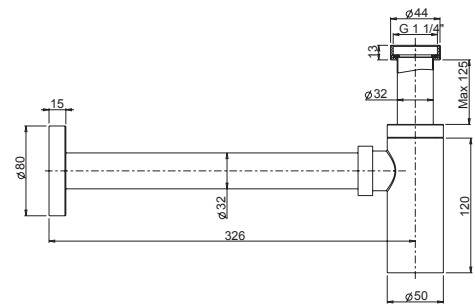
Sifone minimale 1 1/4"

1 1/4" bottle trap

Siphon minimaliste 1 1/4"

Sifón minimalista de 1 1/4"

Geruchverschluss 1 1/4"



CR **70,00**

YO - BY

PW

83 lemon





Serie dotata di vitoni ceramici
Series with ceramic valves
Série avec vidage céramique
Serie con monturas cerámicas
Serie mit Keramik-Oberteil

lemon

83..100

Gruppo vasca esterno completo

Complete bath-shower mixer

Mélangeur bain-douche apparent avec garniture de douche

Mezclador baño-ducha con equipo ducha

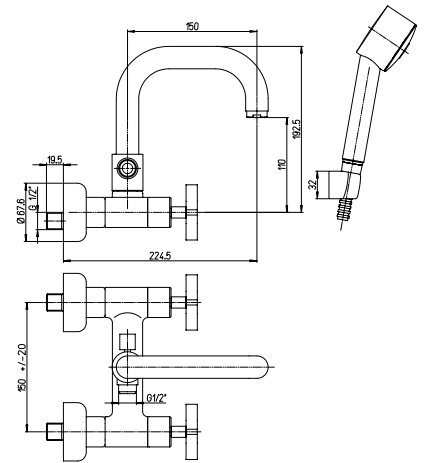
Wannenbatterie mit Brausegarnitur

RICAMBI / SPARE PARTS:

53CC581ADA VITONE / HEADWORK

CR **362,00**

PW **543,00**



83..105

Gruppo vasca esterno con doccia "Duplex"

Bath-shower mixer with adjustable shower kit

Mélangeur bain-douche apparent avec garniture de douche orientable

Mezclador baño-ducha con equipo ducha, soporte articulado

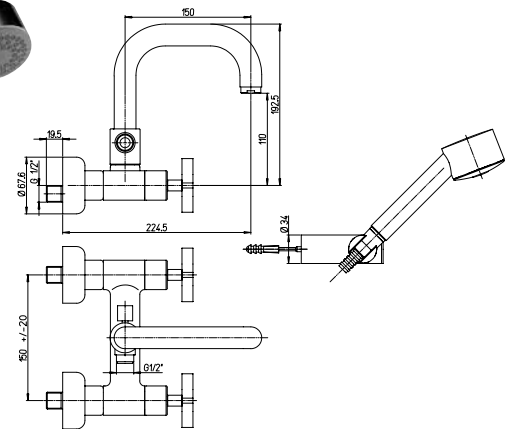
Wannenbatterie mit Brausegarnitur, Brausehalter verstellbar

RICAMBI / SPARE PARTS:

53CC581ADA VITONE / HEADWORK

CR **367,00**

PW **550,00**



78..131

Duplex esterno

Adjustable shower kit

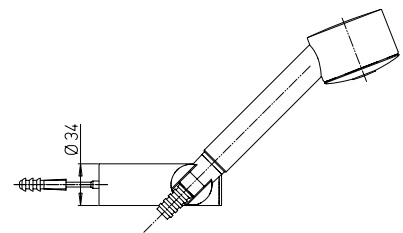
Garniture de douche orientable

Equipo ducha con soporte articulado

Brausegarnitur mit Brausehalter schwenkbar

CR **52,50**

PW **79,00**



83..111

Gruppo vasca esterno senza "Duplex"

Bath mixer

Mitigeur bain-douche apparent nu

Mezclador para bañera

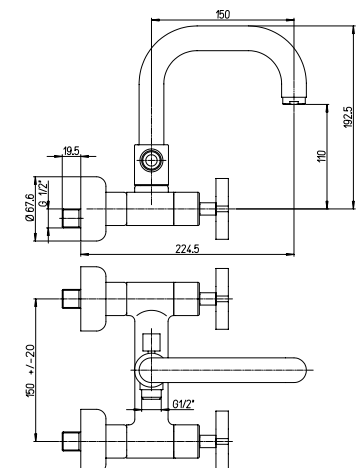
Wannenbatterie

RICAMBI / SPARE PARTS:

53CC581ADA VITONE / HEADWORK

CR **333,00**

PW **499,00**



83..102

Gruppo bordo vasca 3 fori

Complete deck bath mixer 3 holes

Melangeur bain 3 trous complet

Kit complete bano

3-Loch-Wannesnbatterie

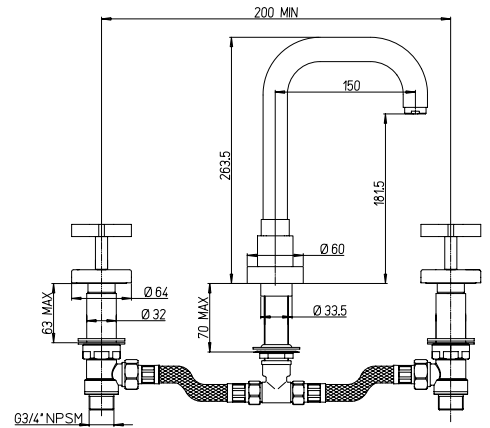
RICAMBI / SPARE PARTS:

53CC5813/4D VITONE / HEADWORK

53CC5813/4S VITONE / HEADWORK

CR **345,00**

PW **468,00**



83..207

Batteria lavabo 3 fori a muro, bocca interasse mm 190

3-hole wall mounted basin mixer with 190 mm spout

Mélangeur 3 trous mural, bec 190 mm

Mezclador empotrable para lavabo, caño 190 mm

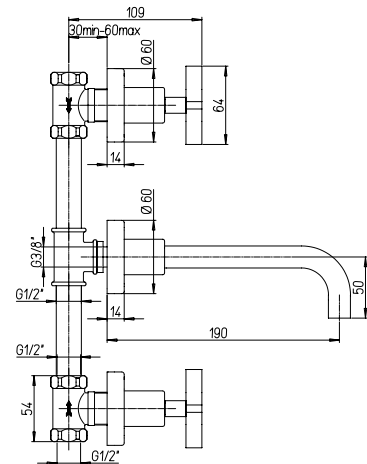
Wand-3-Loch-Waschtisch-Batterie, Auslauf 190 mm

RICAMBI / SPARE PARTS:

53CC581AD VITONE / HEADWORK

CR **208,00**

PW **312,00**



83..214

Batteria lavabo 3 fori con bocca orientabile, scarico automatico 1\"/>

3-hole basin mixer with swivel spout, 1\"/>

Mélangeur lavabo bec orientable avec vidage automatique 1\"/>

Batería lavabo caño giratorio con desagüe automático 1\"/>

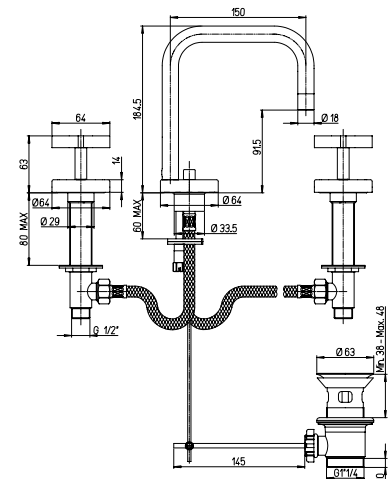
Waschtischbatterie mit schwenkbarem Auslauf, Ab- und Überlaufgarnitur 1\"/>

RICAMBI / SPARE PARTS:

53CC581ADA VITONE / HEADWORK

CR **245,00**

PW **367,50**



83..250

Monoforo lavabo con bocca tubo orientabile, scarico automatico 1\"/>

Basin mixer with tube swivel spout, 1\"/>

Mélangeur lavabo avec bec tube orientable, vidage automatique 1\"/>

Mezclador lavabo con caño tubular giratorio, desagüe automático 1\"/>

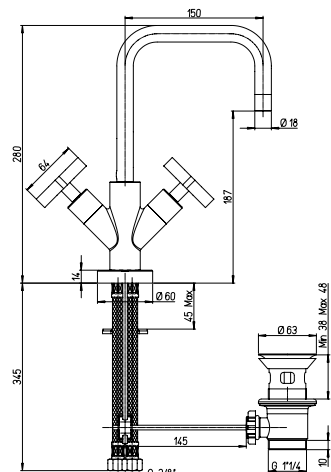
Waschtischmischer mit schwenkbarem Rohrauslauf, Ab- und Überlaufgarnitur 1\"/>

RICAMBI / SPARE PARTS:

53CC581ADA VITONE / HEADWORK

CR **270,00**

PW **404,00**



lemon

83..314

Batteria bidet 3 fori con bocca orientabile, scarico automatico 1"1/4

3-hole bidet mixer with swivel spout, 1"1/4 pop-up waste

Mélangeur bidet bec orientable avec vidage automatique 1"1/4

Bateria bidé caño giratorio con desagüe automático 1"1/4

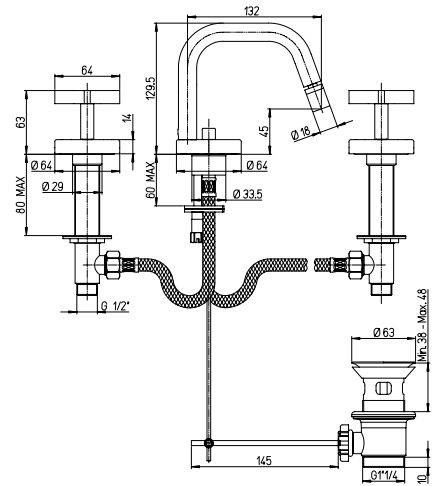
Bidetbatterie mit schwenkbarem Auslauf, Ab- und Überlaufgarnitur 1"1/4

RICAMBI / SPARE PARTS:

53CC581ADA VITONE / HEADWORK

CR **242,00**

PW **364,00**



83..251

Monoforo bidet con bocca tubo orientabile, scarico automatico 1"1/4

Bidet mixer with tub swivel spout, 1"1/4 pop-up waste

Mélangeur bidet avec bec tube orientable, vidage automatique 1"1/4

Mezclador bidé con caño tubular giratorio, desagüe automático 1"1/4

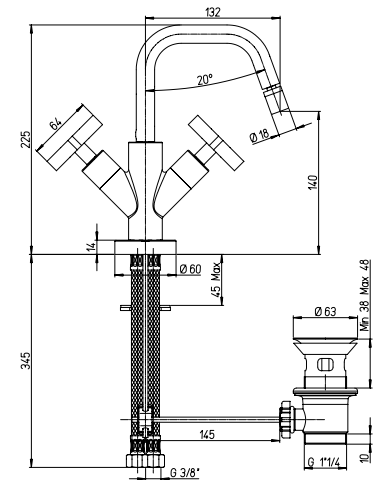
Bidetmischer mit schwenkbarem Rohrauslauf, Ab- und Überlaufgarnitur 1"1/4

RICAMBI / SPARE PARTS:

53CC581ADA VITONE / HEADWORK

CR **267,00**

PW **401,00**



83..400

Rubinetto arresto da 1/2"

1/2" stop valve

Robinet d'arrêt 1/2"

Llave de paso de 1/2"

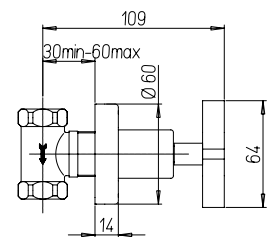
Absperrventil 1/2"

RICAMBI / SPARE PARTS:

53CC581ADA VITONE / HEADWORK

CR **87,00**

PW **130,00**



83..501

Gruppo lavello a muro

Wall mounted kitchen mixer

Mélangeur évier mural

Mezclador fregadero exterior

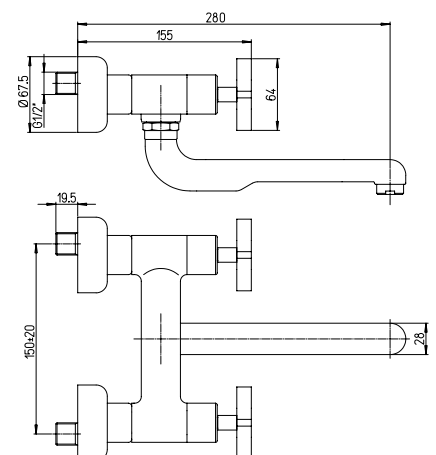
Wand-Spültischbatterie

RICAMBI / SPARE PARTS:

53CC581ADA VITONE / HEADWORK

CR **226,00**

PW **339,00**



83.511

Gruppo doccia esterno 1/2"

1/2" shower mixer

Mélangeur douche apparent nu 1/2"

Mezclador ducha 1/2" sin equipo ducha

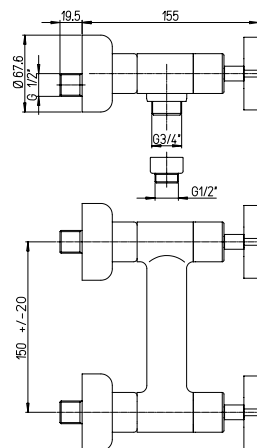
Brausemischer 1/2"

RICAMBI / SPARE PARTS:

53CC581ADA VITONE / HEADWORK

CR **213,00**

PW **320,00**



83.572

Monoforo lavello con bocca tubo

Kitchen monobloc with tube spout

Mélangeur évier bec tube

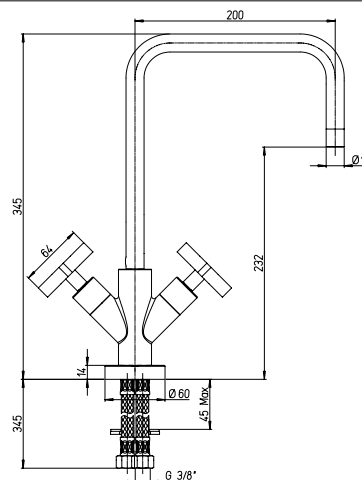
Mezclador fregadero con caño tubular

Einloch-Spültischbatterie, Rohrauslauf

RICAMBI / SPARE PARTS:

53CC581ADA VITONE / HEADWORK

CR **241,00**



accessori

pixel new

morgana

lady

duomo

daxR-dax

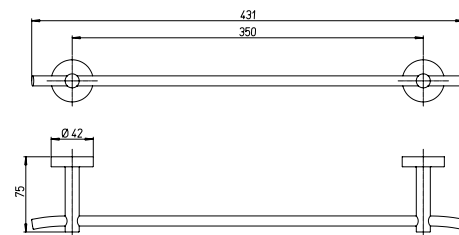




accessori pixel new

81..001

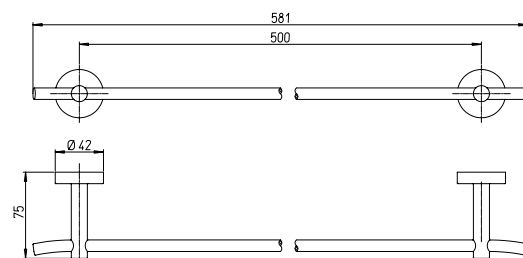
Portasalvietta cm 35
Towel holder, 35 cm length
Porte-serviette cm 35
Handtuchhalter 35 cm
Toallero de 35 cm



CR **63,00**

81..002

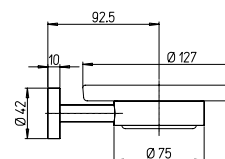
Portasalvietta cm 50
Towel holder, 50 cm length
Porte-serviette cm 50
Handtuchhalter 50 cm
Toallero de 50 cm



CR **66,00**

81..021BI

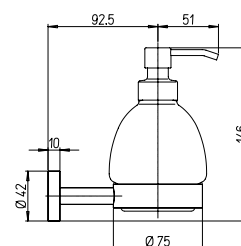
Portasapone
Soap dish
Porte-savon
Jabonera
Seifenschale



CR **46,00**

81..031BI

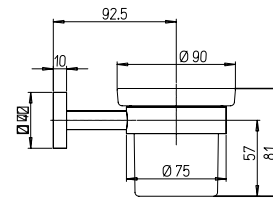
Dispenser sapone
Soap dispenser
Distributeur de savon
Dispensador de jabón
Seifendose



CR **55,00**

81..041BI

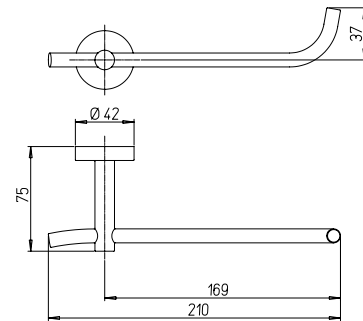
Portabicchiere
Glass holder
Porte-verre
Portavasos
Glashalter



CR 46,00

81..051

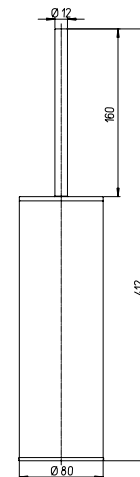
Portarotolo
Roll holder
Porte-rouleau
Portarollos
Toilettenpapierhalter



CR 34,00

81..061

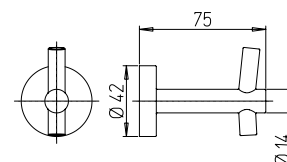
Portascopino
Water-closet cleaner
Porte-balayette
Escobillero
Standbürstengarnitur



CR 105,00

81..011

Appendino
Bathrobe hook
Crochet pour peignoir de bain
Percha
Kleiderständer




CR 27,00

accessori morgana

73..001


Portasalviette cm 35
Towel holder, 35 cm length
Porte-serviette cm 35
Handtuchhalter 35 cm
Toallero de 35 cm



CR 113,00

73..002

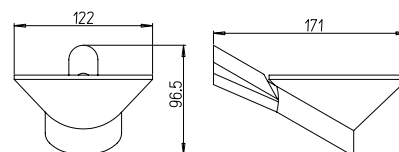
Portasalviette cm 50
Towel holder, 50 cm length
Porte-serviette cm 50
Handtuchhalter 50 cm
Toallero de 50 cm



CR 126,00

73..021BI

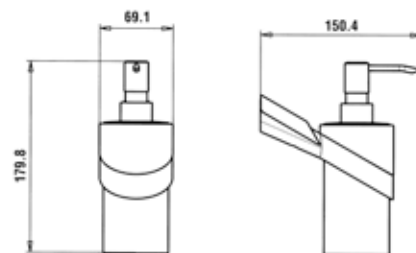
Portasapone
Soap dish
Porte-savon
Jabonera
Seifenschale



CR 97,00

73..031BI

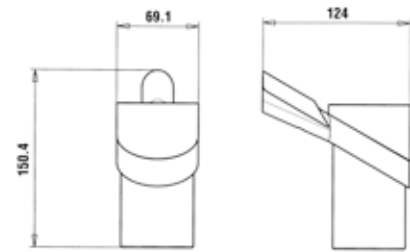
Dispenser sapone
Soap dispenser
Distributeur de savon
Dispensador de jabón
Seifendose



CR 140,00

73..041BI

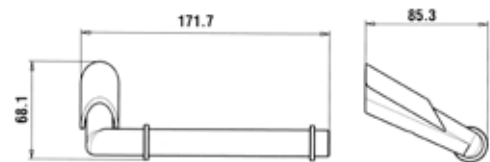
Portabicchiere
Glass holder
Porte-verre
Portavasos
Glashalter



CR 102,00

73..051

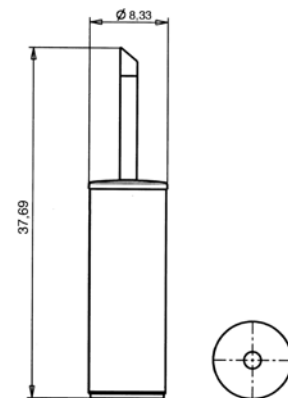
Portarotolo
Roll holder
Porte-rouleau
Portarollos
Toilettenpapierhalter



CR 86,00

73..061

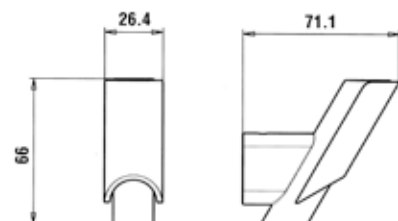
Portascopino
Water-closet cleaner
Porte-balayette
Escobillero
Standbürstengarnitur



CR 107,00

73..011

Appendino
Bathrobe hook
Crochet pour peignoir de bain
Percha
Kleiderständer

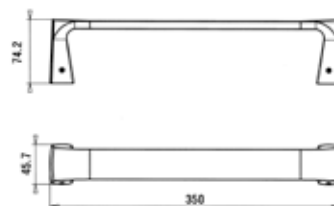


CR 54,00

accessori lady

89..001


Portasalviette cm 35
Towel holder, 35 cm length
Porte-serviette cm 35
Handtuchhalter 35 cm
Toallero de 35 cm



CR **127,00**

89..002

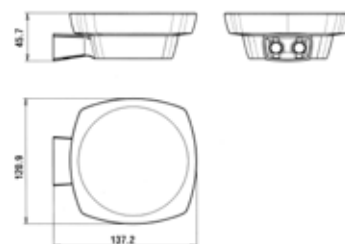
Portasalviette cm 50
Towel holder, 50 cm length
Porte-serviette cm 50
Handtuchhalter 50 cm
Toallero de 50 cm



CR **146,00**

89..021BI

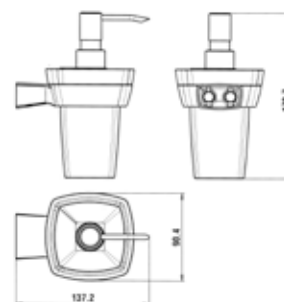
Portasapone
Soap dish
Porte-savon
Jabonera
Seifenschale



CR **96,00**

89..031BI

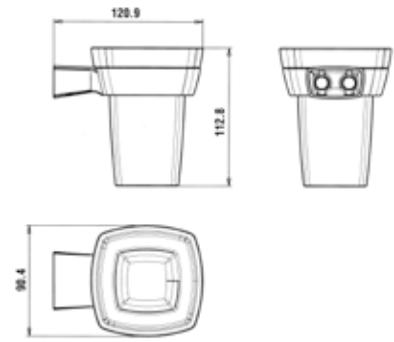
Dispenser sapone
Soap dispenser
Distributeur de savon
Dispensador de jabón
Seifendose



CR **138,00**

89..041BI

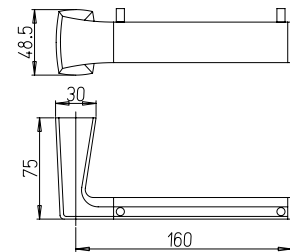
Portabicchiere
Glass holder
Porte-verre
Portavasos
Glashalter



CR **101,00**

89..051

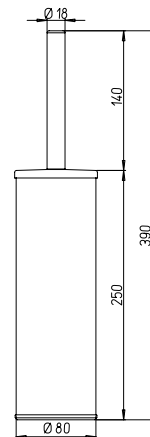
Portarotolo
Roll holder
Porte-rouleau
Portarollos
Toilettenpapierhalter



CR **92,00**

89..061

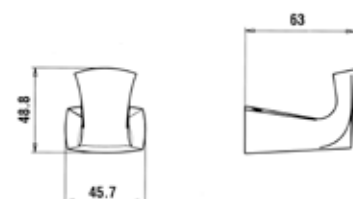
Portascopino
Water-closet cleaner
Porte-balayette
Escobillero
Standbürstengarnitur



CR **169,00**

89..011

Appendino
Bathrobe hook
Crochet pour peignoir de bain
Percha
Kleiderständer

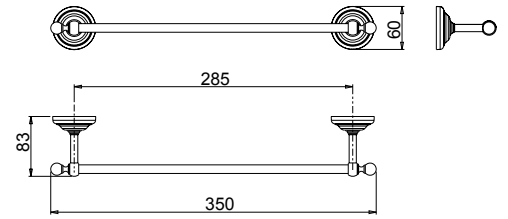


CR **65,00**

accessori uomo

88..001

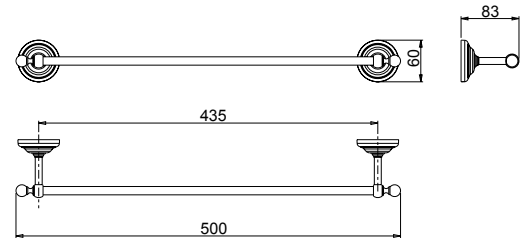
Portasalviette cm 35
Towel holder, 35 cm length
Porte-serviette cm 35
Handtuchhalter 35 cm
Toallero de 35 cm



CR **72,00**

88..002

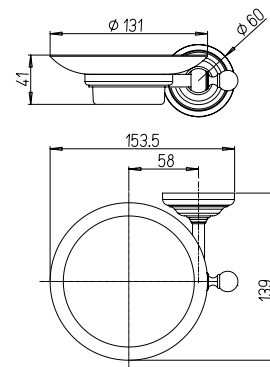
Portasalviette cm 50
Towel holder, 50 cm length
Porte-serviette cm 50
Handtuchhalter 50 cm
Toallero de 50 cm



CR **76,00**

88..021BI

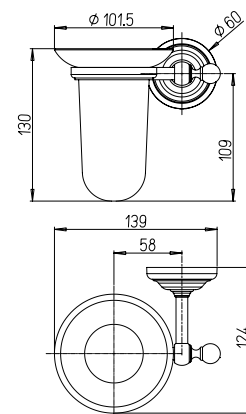
Portasapone
Soap dish
Porte-savon
Jabonera
Seifenschale



CR **56,00**

88..041BI

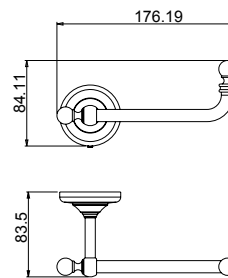
Portabicchiere
Glass holder
Porte-verre
Portavasos
Glashalter



CR **57,00**

88.051

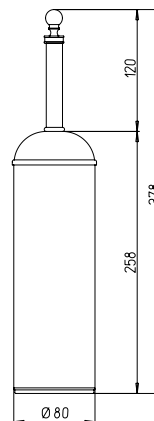
Portarotolo
 Roll holder
 Porte-rouleau
 Portarollos
 Toilettenpapierhalter



CR **52,50**

88.061

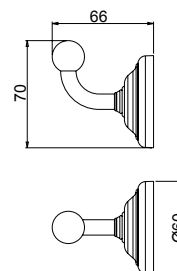
Portascopino
 Water-closet cleaner
 Porte-balayette
 Escobillero
 Standbürstengarnitur



CR **126,00**

88.011

Appendino
 Bathrobe hook
 Crochet pour peignoir de bain
 Percha
 Kleiderständer




CR **24,00**

accessori daxR-dax

84..001

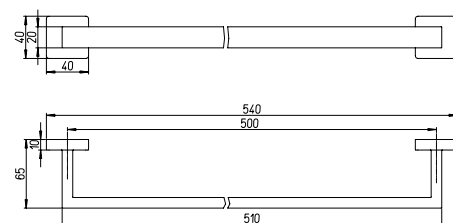
Portasalviette cm 35
Towel holder, 35 cm length
Porte-serviette cm 35
Handtuchhalter 35 cm
Toallero de 35 cm



CR 100,00

84..002

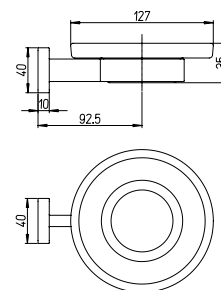
Portasalviette cm 50
Towel holder, 50 cm length
Porte-serviette cm 50
Handtuchhalter 50 cm
Toallero de 50 cm



CR 109,00

84..021BI

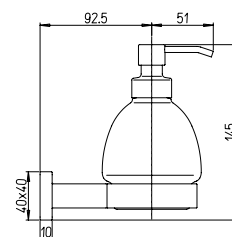
Portasapone
Soap dish
Porte-savon
Jabonera
Seifenschale



CR 57,00

84..031BI

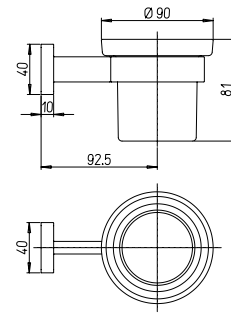
Dispenser sapone
Soap dispenser
Distributeur de savon
Dispensador de jabón
Seifendose



CR 64,00

84..041BI

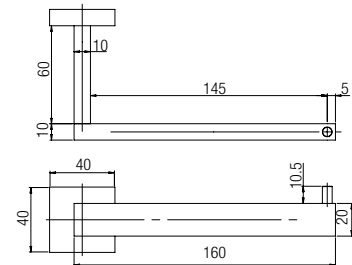
Portabicchiere
Glass holder
Porte-verre
Portavasos
Glashalter



CR **56,00**

84..051

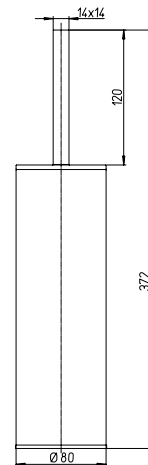
Portarotolo
Roll holder
Porte-rouleau
Portarollos
Toilettenpapierhalter



CR **58,00**

84..061

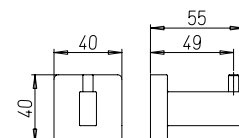
Portascopino
Water-closet cleaner
Porte-balayette
Escobillero
Standbürstengarnitur



CR **99,00**

84..011

Appendino
Bathrobe hook
Crochet pour peignoir de bain
Percha
Kleiderständer



CR **34,00**

shower line





SPRAY
spray



SOFT SPRAY
soft spray



SOFT SPRAY
MASSAGE
soft spray
massage



SOFT MASSAGE
soft massage



MASSAGE
massage



waterclean

Alle colonne doccia Shower Line è possibile combinare un soffione e una doccetta scegliendo tra le opzioni da noi consigliate, in modo da trovare la soluzione più gradevole e funzionale per la vostra doccia.

Shower Line columns can be combined with a shower head and handshower to select among the options recommended to find the nicest and most practical solution.

Les colonnes Shower Line peuvent être composées avec une douche de tête et une douchette à sélectionner parmi les options recommandées afin de trouver la solution la plus agréable et pratique pour Votre douche.

Las columnas de ducha Shower Line se pueden combinar con una cabeza de ducha y una duchita eligiendo entre las opciones recomendadas por nosotros, a fin de encontrar la solución más atractiva y funcional para su ducha.

Sie können die Shower Line Duschsäulen mit den von uns empfohlenen Brauseköpfen und Handbrausen kombinieren, wodurch Sie ein Dusch Erlebnis erhalten, dass Ihnen viele praktische und funktionelle Lösungen ermöglicht.

shower line

PDCR.689B0

Colonna doccia PAD con miscelatore, tubo ottone e con supporto scorrevole

PAD shower column with mixer, brass tube, adjustable shower holder

Colonne de douche PAD avec mitigeur, tuyau en laiton et support coulissant

Columna de ducha PAD con mezclador, tubo de latón y soporte corredero

Duschsäule PAD mit Mischbatterie, Messingrohr und Schiebehalter



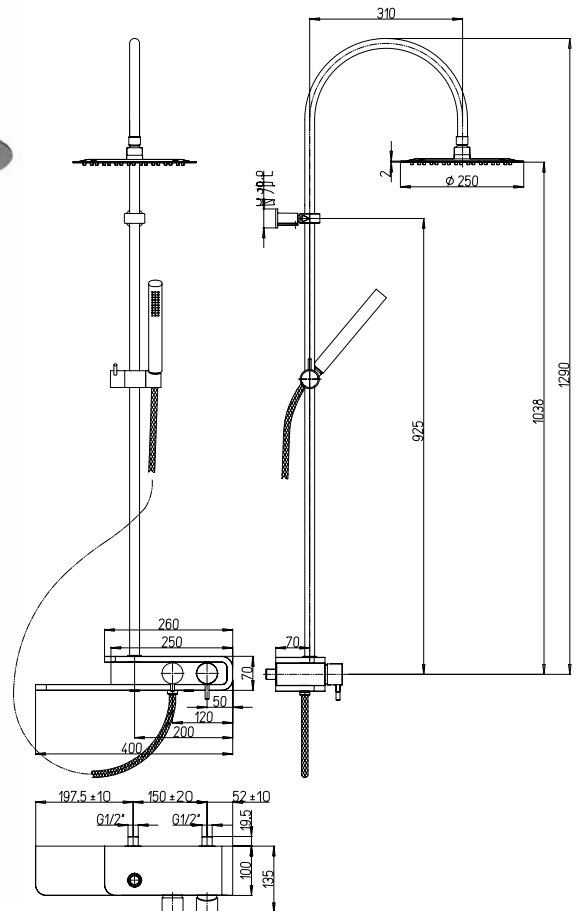
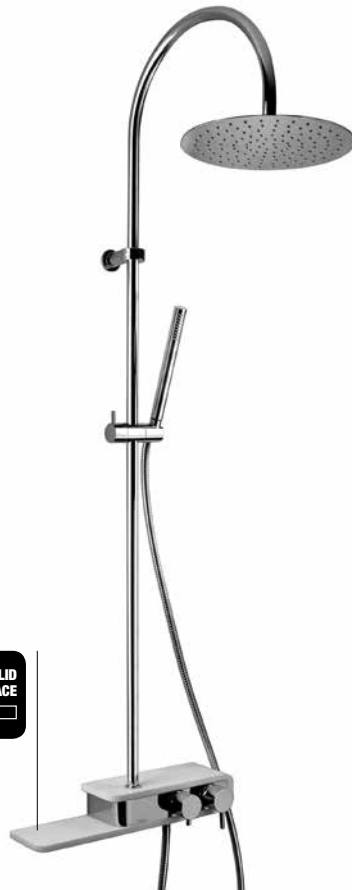
Soffione regolabile
Adjustable shower head



Flessibile PVC cm 175
calotta girevole
PVC flexible hose with
swivel nut, length 175cm



Soffioni doccia
acciaio inox ultrapiatti
Ultra-thin stainless
steel shower heads



CR/BO

1.290,00

PDCR689B0TH

Colonna doccia con miscelatore termostatico pulsante di sicurezza 38°, deviatore integrato, tubo in ottone e supporto doccia scorrevole

Shower column with thermostatic mixer, brass tube, adjustable shower holder

Colonne de douche avec mitigeur thermostatique, poussoir de sécurité 38°, déviateur intégré, tuyau en laiton et support de douche coulissant

Columna de ducha con mezclador termostático, pulsador de seguridad 38°, desviador integrado, tubo de latón y soporte corredero

Duschsäule mit Thermostatmischbatterie, Sicherheitsknopf 38°, integriertem Umsteller, Messingrohr und Schiebehalter für Handbrause



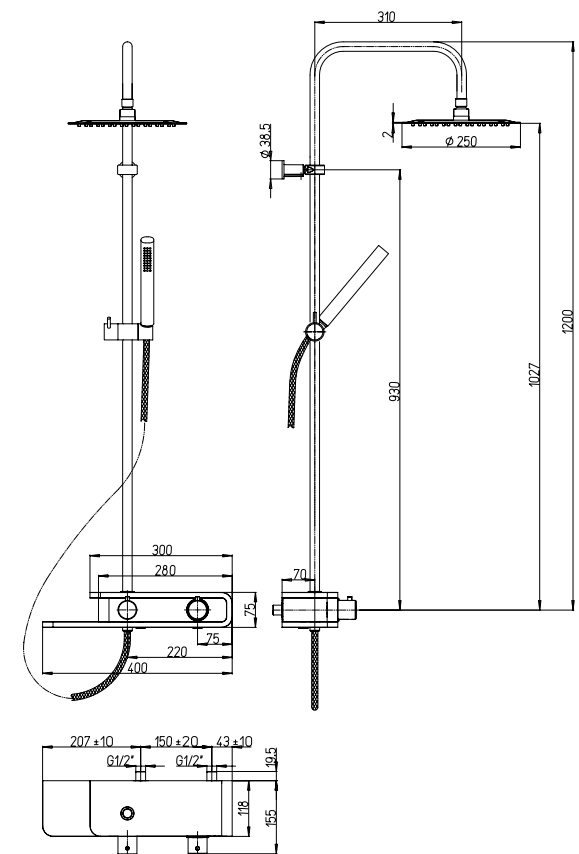
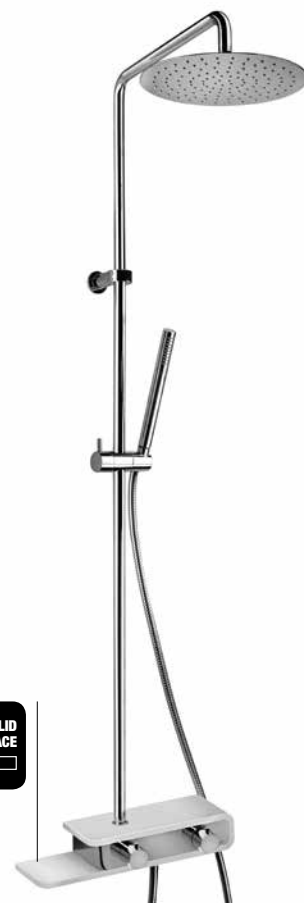
Soffione regolabile
Adjustable shower head



Flessibile PVC cm 175
calotta girevole
PVC flexible hose with
swivel nut, length 175cm



Soffioni doccia
acciaio inox ultrapiatti
Ultra-thin stainless
steel shower heads



CR/BO

1.290,00

colonna doccia termostatica quadra

Colonna doccia altezza regolabile con miscelatore termostatico pulsante di sicurezza 38°, deviatore integrato, tubo in ottone e supporto doccia scorrevole ottone

Adjustable shower column with thermostatic mixer, 38° safety button, integrated diverter, brass tube, brass adjustable shower holder

Colonne de douche hauteur réglable avec mitigeur thermostatique, poussoir de sécurité 38°, déviateur intégré, tuyau en laiton et support de douche coulissant en laiton

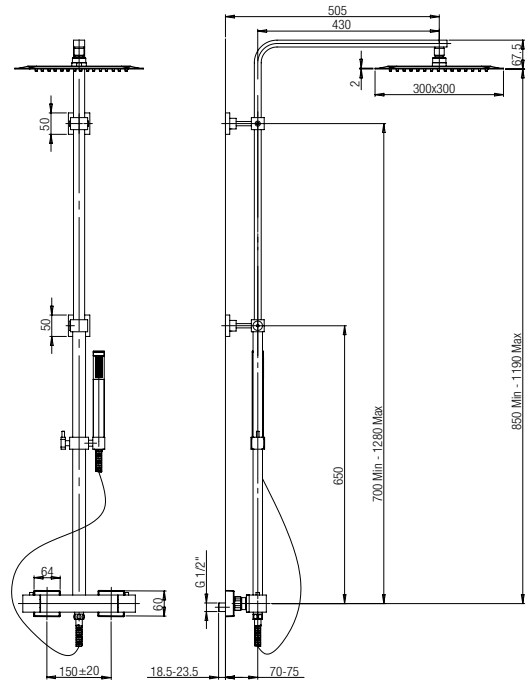
Column de ducha con mezclador termostático, pulsador de seguridad 38°, desviador integrado, tubo de latón y soporte corredero

Duschsäule mit einstellbarer Höhe und Thermostatismischbatterie, Sicherheitsknopf 38°, integriertem Umsteller, Messingrohr und Schieberhalter für Handbrause aus Messing

 **Soffione regolabile**
Adjustable shower head

 **Altezza regolabile**
Adjustable height

 **Flessibile PVC cm 175 calotta girevole**
PVC flexible hose with swivel nut, length 175cm



COMBINAZIONI / COMPOSITIONS




53CR155/P6

Doccetta in ottone - 1 getto
Brass handshower - 1 jet




82CR155

Doccetta anticalcare in ABS - 1 getto
Anti-limestone ABS handshower - 1 jet




50CR759UPQ25E

Soffione in acciaio inox 250x250 mm ultrapiatto
Ultra-thin stainless steel shower head 250x250




50CR759Q25EBI

Soffione in ottone cromato 250x250 mm
Brass shower head 250x250



50CR759UPQ30E

Soffione in acciaio inox 300x300 mm ultrapiatto
Ultra-thin stainless steel shower head 300x300



50CR759Q30EBI

Soffione in ottone cromato 300x300 mm
Brass shower head 300x300

53CR155/P6 | 82CR155 | 50CR759UPQ25E | 50CR759UPQ30E | 50CR759Q25EBI | 50CR759Q30EBI

●		●			
●			●		
●				●	
●					●
	●	●			
	●		●		
	●			●	
	●				●

CODICE COLONNA
CODE SHOWER

PREZZO
PRICE

84CR689THSQ1P1	€ 820,00
84CR689THSQ2P1	€ 873,00
84CR689THSQ3P1	€ 876,00
84CR689THSQ4P1	€ 985,00
84CR689THSQ5P1	€ 811,00
84CR689THSQ6P1	€ 864,00
84CR689THSQ7P1	€ 867,00
84CR689THSQ8P1	€ 976,00

Tabella per le possibili combinazioni della colonna doccia / Possible options for shower column composition

shower line

colonna doccia termostatica tonda

Colonna doccia altezza regolabile con miscelatore termostatico pulsante di sicurezza 38°, deviatore integrato, tubo in ottone e supporto doccia scorrevole ottone

Adjustable shower column with thermostatic mixer, 38° safety button, integrated diverter, brass tube, brass adjustable shower holder

Colonne de douche hauteur réglable avec mitigeur thermostatique, poussoir de sécurité 38°, déviateur intégré, tuyau en laiton et support de douche coulissant en laiton

Columna de ducha con mezclador termostático, pulsador de seguridad 38°, desviador integrado, tubo de latón y soporte corredero

Duschsäule mit einstellbarer Höhe und Thermostatmischbatterie, Sicherheitsknopf 38°, integriertem Umsteller, Messingrohr und Schieberhalter für Handbrause aus Messing



Soffione regolabile
Adjustable shower head



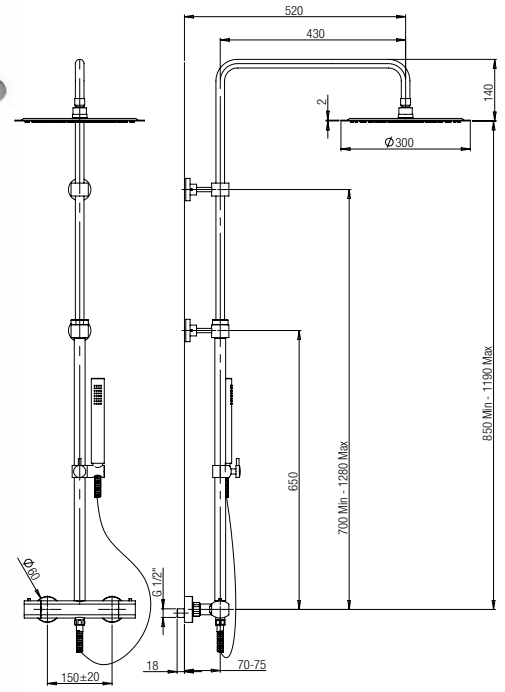
Tubo regolabile
Adjustable tube



Altezza regolabile
Adjustable height



Flessibile PVC cm 175 calotta girevole
PVC flexible hose with swivel nut, length 175cm

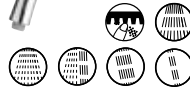


COMBINAZIONI / COMPOSITIONS




53CR155/P4

Doccetta in ottone - 1 getto
Brass handshower - 1 jet




53CR155/P2

Doccetta in ABS - 5 getti
ABS handshower - 5 jets



50CR759UP30E

Soffione in acciaio inox Ø300 ultrapiatto
Ultra-thin stainless steel shower head Ø300




50CR759/30EBI

Soffione in ottone cromato Ø300
Brass shower head Ø300




92CR155

Doccetta anticalcare Ø23 in ABS - 1 getto
Ø23 anti-limestone ABS handshower - 1 jet



50CR759UP25E

Soffione in acciaio inox Ø250 ultrapiatto
Ultra-thin stainless steel shower head Ø250



50CR759/25EBI

Soffione in ottone cromato Ø250
Brass shower head Ø250

53CR155/P4	92CR155	53CR155/P2	50CR759UP25E	50CR759UP30E	50CR759/25EBI	50CR759/30EBI	CODICE COLONNA CODE SHOWER	PREZZO PRICE
●			●				78CR689THT21P1	€ 727,00
●				●			78CR689THT22P1	€ 766,00
●					●		78CR689THT23P1	€ 771,00
●						●	78CR689THT24P1	€ 870,00
	●		●				78CR689THT25P1	€ 698,00
	●			●			78CR689THT26P1	€ 737,00
	●				●		78CR689THT27P1	€ 743,00
	●					●	78CR689THT28P1	€ 842,00
		●	●				78CR689THT29P1	€ 704,00
		●		●			78CR689THT210P1	€ 743,00
		●			●		78CR689THT211P1	€ 749,00
		●				●	78CR689THT212P1	€ 848,00

Tabella per le possibili combinazioni della colonna doccia / Possible options for shower column composition

colonna doccia termostatica OVO

Colonna doccia altezza regolabile con miscelatore termostatico pulsante di sicurezza 38°, deviatore integrato, tubo in ottone e supporto doccia scorrevole ottone

Adjustable shower column with thermostatic mixer, 38° safety button, integrated diverter, brass tube, brass adjustable shower holder


Colonne de douche hauteur réglable avec mitigeur thermostatique, pousoir de sécurité 38°, déviateur intégré, tuyau en laiton et support de douche coulissant en laiton

Column de ducha con mezclador termostático, pulsador de seguridad 38°, desviador integrado, tubo de latón y soporte corredero

Duschsäule mit einstellbarer Höhe und Thermostatmischbatterie, Sicherheitsknopf 38°, integriertem Umsteller, Messingrohr und Schieberhalter für Handbrause aus Messing



Soffione regolabile
Adjustable shower head



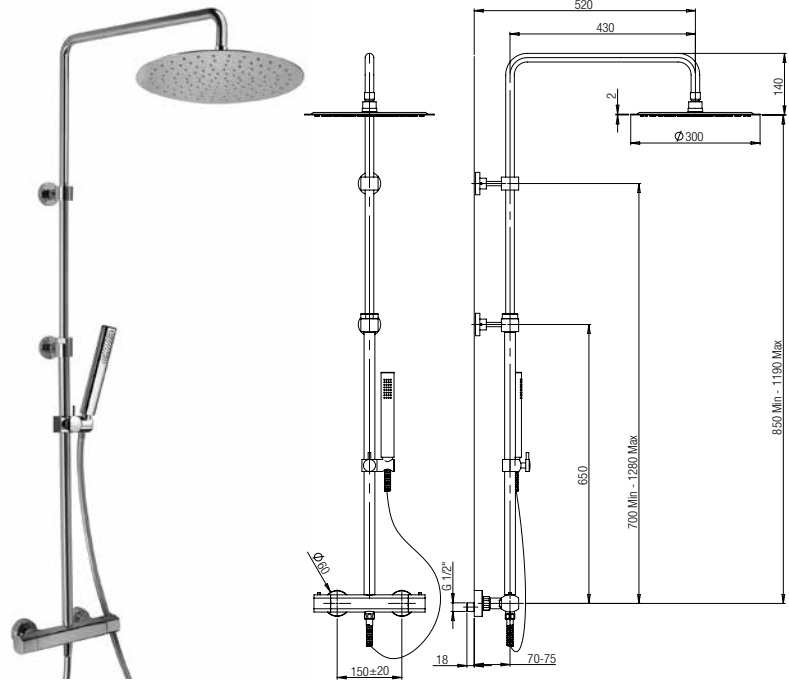
Tubo regolabile
Adjustable tube



Altezza regolabile
Adjustable height



Flessibile PVC cm 175 calotta girevole
PVC flexible hose with swivel nut, length 175cm

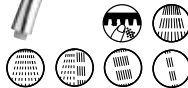


COMBINAZIONI / COMPOSITIONS




53CR155/P8BI

Doccetta in ottone - 1 getto
Brass handshower - 1 jet



53CR155/P2

Doccetta in ABS - 5 getti
ABS handshower - 5 jets




50CR759UP30E

Soffione in acciaio inox Ø300 ultrapiatto
Ultra-thin stainless steel shower head Ø300



86CR155

Doccetta anticalcare ovale in ABS - 1 getto
Anti-limestone oval ABS handshower - 1 jet



50CR759UP25E

Soffione in acciaio inox Ø250 ultrapiatto
Ultra-thin stainless steel shower head Ø250



50CR759030EBI

Soffione in ottone cromato 300x200 mm
Brass shower head 300x200 mm

53CR155/P8BI	86CR155	53CR155/P2	50CR759UP25E	50CR759UP30E	50CR759030EBI	CODICE COLONNA CODE SHOWER	PREZZO PRICE
●			●			86CR689THT21P1	€ 747,00
●				●		86CR689THT22P1	€ 779,00
●					●	86CR689THT23P1	€ 928,00
	●		●			86CR689THT24P1	€ 734,00
	●			●		86CR689THT25P1	€ 773,00
	●				●	86CR689THT26P1	€ 923,00
		●	●			86CR689THT27P1	€ 726,00
		●		●		86CR689THT28P1	€ 765,00
		●			●	86CR689THT29P1	€ 915,00

Tabella per le possibili combinazioni della colonna doccia / Possible options for shower column composition

shower line

colonna doccia termostatica COX 1

Colonna doccia con miscelatore termostatico con maniglie ABS cromate e pulsante di sicurezza 38°, deviatore integrato, tubo in ottone e supporto doccia scorrevole

Shower column with thermostatic mixer, ABS handles, 38° safety button, integrated diverter, brass tube, adjustable shower holder

Colonne de douche avec mitigeur thermostatique, poignées ABS chromées et poussoir de sécurité 38°, déviateur intégré, tuyau en laiton et support de douche coulissant

Column de ducha con mezclador termostático, manilla de ABS cromadas y pulsador de seguridad 38°, desviador integrado, tubo de latón y soporte de ducha corredero

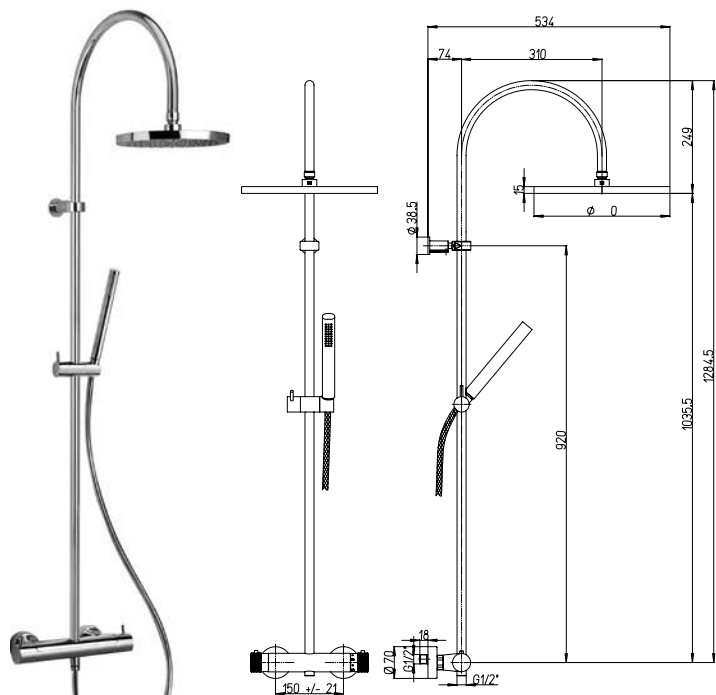
Duschsäule mit Thermostatmischbatterie und verchromten ABS-Griffen, Sicherheitsknopf 38°, integriertem Umsteller, Messingrohr und Schieberhalter für Handbrause.



Soffione regolabile
Adjustable shower head



Starflex PVC cm 175 doppia calotta girevole
PVC Starflex with double swivel nut, length 175 cm

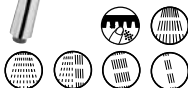


COMBINAZIONI / COMPOSITIONS




53CR155/P4

Doccetta in ottone - 1 getto
Brass handshower - 1 jet



53CR155/P25

Doccetta anticalcare in ABS - 5 getti
Anti-limestone ABS handshower - 5 jet



50CR759TCARE25E

Soffione in ABS Ø250
ABS shower head Ø250



50CR759G5TB24E

Soffione in ABS Ø240
ABS shower head Ø240




92CR155

Doccetta anticalcare Ø23 in ABS - 1 getto
Ø23 anti-limestone ABS handshower - 1 jet



50CR759TCARE20E

Soffione in ABS Ø200
ABS shower head Ø200



50CR759UP25E

Soffione in acciaio inox Ø250 ultrapiatto
Ultra-thin stainless steel shower head Ø250

53CR155/P4	92CR155	53CR155/P25	50CR759TCARE20E	50CR759TCARE25E	50CR759UP25E	50CR759G5TB24E	CODICE COLONNA CODE SHOWER	PREZZO PRICE
●			●				78CR689THAE11P1	€ 456,00
●				●			78CR689THAE12P1	€ 480,00
●					●		78CR689THAE13P1	€ 544,00
●						●	78CR689THAE14P1	€ 441,00
	●		●				78CR689THAE15P1	€ 428,00
	●			●			78CR689THAE16P1	€ 452,00
	●				●		78CR689THAE17P1	€ 515,00
	●					●	78CR689THAE18P1	€ 413,00
		●	●				78CR689THAE19P1	€ 426,00
		●		●			78CR689THAE110P1	€ 450,00
		●			●		78CR689THAE111P1	€ 514,00
		●				●	78CR689THAE112P1	€ 411,00

Tabella per le possibili combinazioni della colonna doccia / Possible options for shower column composition

colonna doccia termostatica COX 2

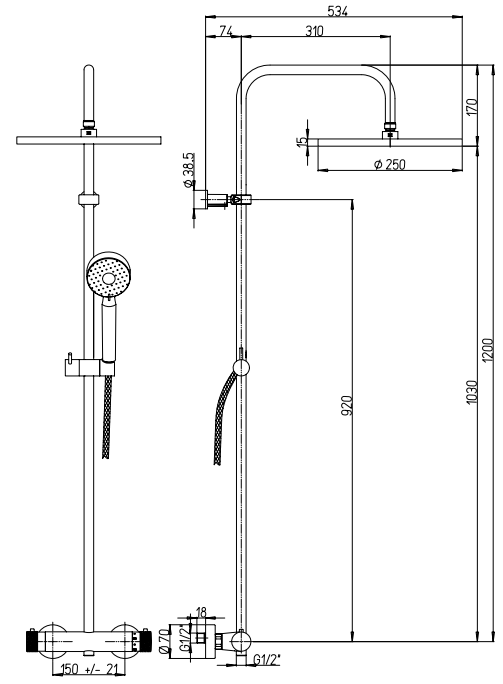
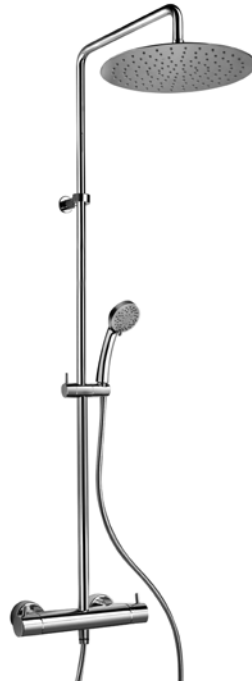
Colonna doccia con miscelatore termostatico con maniglie ABS cromate e pulsante di sicurezza 38°, deviatore integrato, tubo in ottone e supporto doccia scorrevole

Shower column with thermostatic mixer, ABS handles, 38° safety button, integrated diverter, brass tube, adjustable shower holder

Colonne de douche avec mitigeur thermostatique, poignées ABS chromées et poussoir de sécurité 38°, déviateur intégré, tuyau en laiton et support de douche coulissant

Column de ducha con mezclador termostático, manilla de ABS cromadas y pulsador de seguridad 38°, desviador integrado, tubo de latón y soporte de ducha corredero

Duschsäule mit Thermostatmischbatterie und verchromten ABS-Griffen, Sicherheitsknopf 38°, integriertem Umsteller, Messingrohr und Schieberhalter für Handbrause.



COMBINAZIONI / COMPOSITIONS



53CR155/P4	92CR155	53CR155/P2	50CR759TCARE20E	50CR759TCARE25E	50CR759UP25E	CODICE COLONNA CODE SHOWER	PREZZO PRICE
•			•			78CR689THAE21P1	€ 456,00
•				•		78CR689THAE22P1	€ 480,00
•					•	78CR689THAE23P1	€ 544,00
	•		•			78CR689THAE24P1	€ 428,00
	•			•		78CR689THAE25P1	€ 452,00
	•				•	78CR689THAE26P1	€ 515,00
		•	•			78CR689THAE27P1	€ 433,00
		•		•		78CR689THAE28P1	€ 458,00
		•			•	78CR689THAE29P1	€ 521,00

Tabella per le possibili combinazioni della colonna doccia / Possible options for shower column composition

shower line

colonna doccia termostatica COX 3

Colonna doccia con miscelatore termostatico con maniglie ABS cromate e pulsante di sicurezza 38°, deviatore integrato, tubo in ottone e supporto doccia scorrevole

Shower column with thermostatic mixer, ABS handles, 38° safety button, integrated diverter, brass tube, adjustable shower holder

Colonne de douche avec mitigeur thermostatique, poignées ABS chromées et poussoir de sécurité 38°, déviateur intégré, tuyau en laiton et support de douche coulissant

Column de ducha con mezclador termostático, manilla de ABS cromadas y pulsador de seguridad 38°, desviador integrado, tubo de latón y soporte de ducha corredero


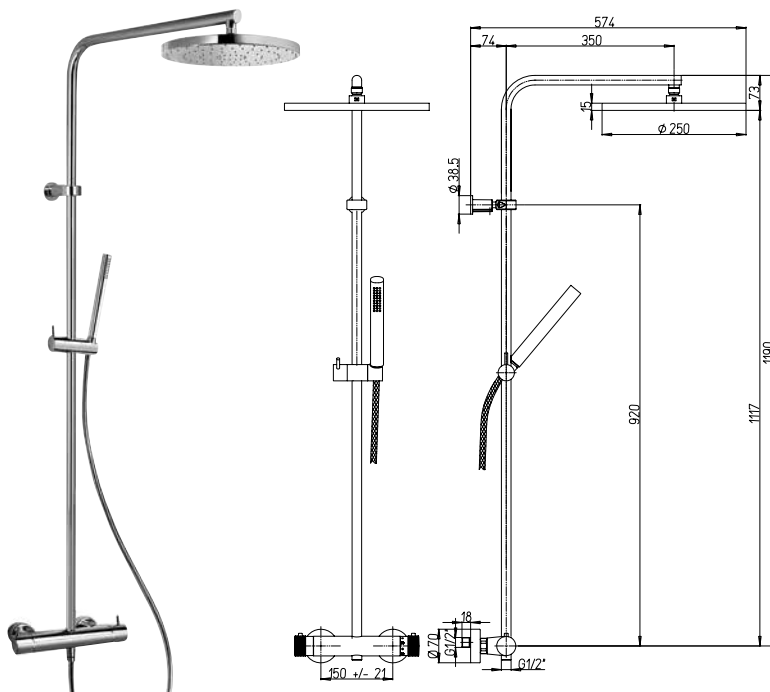
Duschsäule mit Thermostatmischbatterie und verchromten ABS-Griffen, Sicherheitsknopf 38°, integriertem Umsteller, Messingrohr und Schieberhalter für Handbrause.



Soffione regolabile
Adjustable shower head



Starflex PVC cm 175 doppia calotta girevole
PVC Starflex with double swivel nut, length 175 cm




COMBINAZIONI / COMPOSITIONS



53CR155/P4
Doccetta in ottone - 1 getto
Brass handshower - 1 jet




53CR155/P2
Doccetta in ABS - 5 getti
ABS handshower - 5 jets




50CR759TCARE25E
Soffione in ABS Ø250
ABS shower head Ø250



92CR155
Doccetta anticalcare Ø23 in ABS - 1 getto
Ø23 anti-limestone ABS handshower - 1 jet



50CR759TCARE20E
Soffione in ABS Ø200
ABS shower head Ø200



50CR759UP25E
Soffione in acciaio inox Ø250 ultrapiatto
Ultra-thin stainless steel shower head Ø250

CODICE COLONNA						PREZZO
53CR155/P4	92CR155	53CR155/P2	50CR759TCARE20E	50CR759TCARE25E	50CR759UP25E	CODE SHOWER PRICE
●				●		78CR689THAE31P1 € 456,00
●					●	78CR689THAE32P1 € 480,00
●						78CR689THAE33P1 € 544,00
	●			●		78CR689THAE34P1 € 428,00
	●				●	78CR689THAE35P1 € 452,00
	●					78CR689THAE36P1 € 515,00
		●		●		78CR689THAE37P1 € 433,00
		●			●	78CR689THAE38P1 € 458,00
		●				78CR689THAE39P1 € 521,00

Tabella per le possibili combinazioni della colonna doccia / Possible options for shower column composition

colonna doccia termostatica COX 4


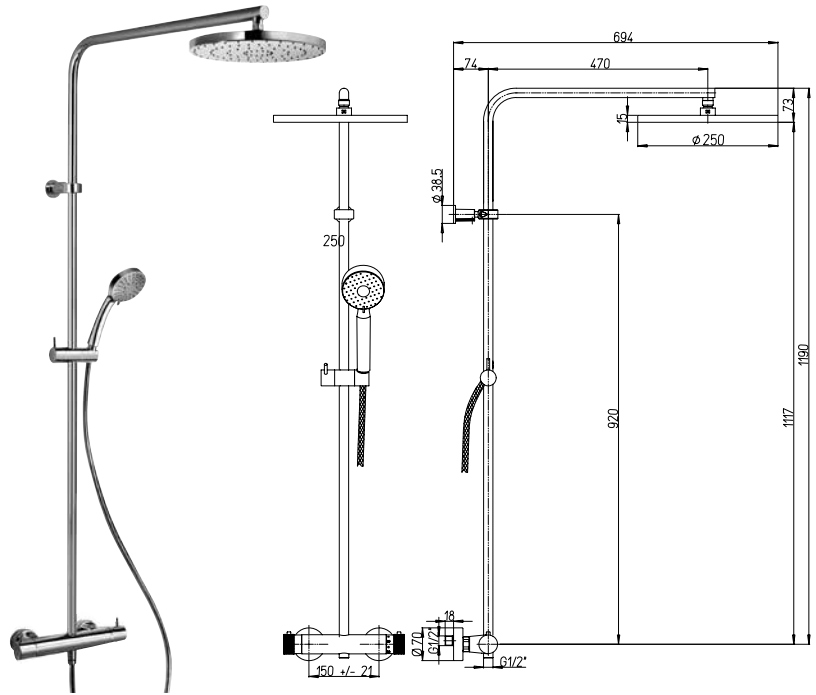
Colonna doccia con miscelatore termostatico con maniglie ABS cromate e pulsante di sicurezza 38°, deviatore integrato, tubo in ottone e supporto doccia scorrevole

Shower column with thermostatic mixer, ABS handles, 38° safety button, integrated diverter, brass tube, adjustable shower holder

Colonne de douche avec mitigeur thermostatique, poignées ABS chromées et poussoir de sécurité 38°, déviateur intégré, tuyau en laiton et support de douche coulissant

Column de ducha con mezclador termostático, manilla de ABS cromadas y pulsador de seguridad 38°, desviador integrado, tubo de latón y soporte de ducha corredero

Duschsäule mit Thermostatmischbatterie und verchromten ABS-Griffen, Sicherheitsknopf 38°, integriertem Umsteller, Messingrohr und Schieberhalter für Handbrause.



COMBINAZIONI / COMPOSITIONS



53CR155/P4	92CR155	53CR155/P2	50CR759TCARE20E	50CR759TCARE25E	50CR759UP25E	CODICE COLONNA CODE SHOWER	PREZZO PRICE
●				●		78CR689THAE41P1	€ 456,00
●					●	78CR689THAE42P1	€ 480,00
●						78CR689THAE43P1	€ 544,00
	●			●		78CR689THAE44P1	€ 428,00
	●				●	78CR689THAE45P1	€ 452,00
	●					78CR689THAE46P1	€ 515,00
		●		●		78CR689THAE47P1	€ 433,00
		●			●	78CR689THAE48P1	€ 458,00
		●				78CR689THAE49P1	€ 521,00

Tabella per le possibili combinazioni della colonna doccia / Possible options for shower column composition

shower line

colonna doccia termostatica quadro eco

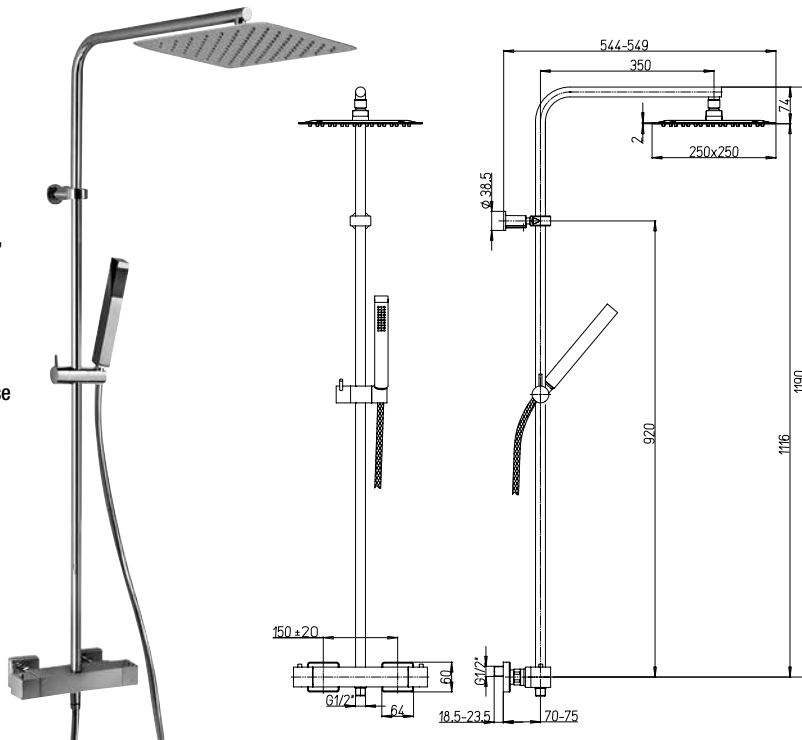
Colonna doccia altezza regolabile con miscelatore termostatico pulsante di sicurezza 38°, deviatore integrato, tubo in ottone e supporto doccia scorrevole ottone

Adjustable shower column with thermostatic mixer, 38° safety button, integrated diverter, brass tube, brass adjustable shower holder

Colonne de douche hauteur réglable avec mitigeur thermostatique, poussoir de sécurité 38°, déviateur intégré, tuyau en laiton et support de douche coulissant en laiton

Column de ducha con mezclador termostático, pulsador de seguridad 38°, desviador integrado, tubo de latón y soporte corredero

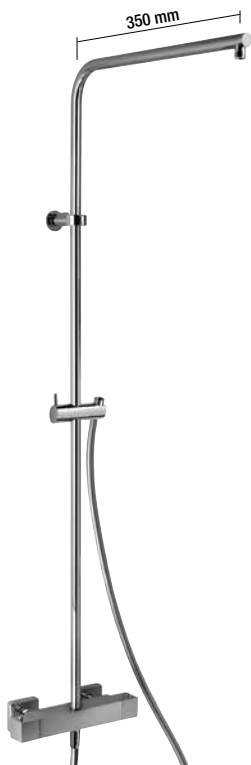
Duschsäule mit Thermostatmischbatterie, Sicherheitsknopf 38°, integriertem Umsteller, Messingrohr und Schiebehalter für Handbrause



Soffione regolabile
Adjustable shower head




Starflex PVC cm 175
doppia calotta girevole
PVC Starflex with double
swivel nut, length 175 cm



COMBINAZIONI / COMPOSITIONS




82CR155
Doccetta in ottone - 1 getto
Brass handshower - 1 jet



50CR759UPQ25E
Soffione in acciaio inox 250x250 mm ultrapiatto
Ultra-thin stainless steel shower head 250x250 mm



53CR155/P6
Doccetta in ottone - 1 getto
Brass handshower - 1 jet



50CR759TCASQE
Soffione in ABS 200x200 mm
ABS shower head 200x200 mm

	82CR155	53CR155/P6	50CR759UPQ25E	50CR759TCASQE	CODICE COLONNA CODE SHOWER	PREZZO PRICE
	●		●		84CR689THE31P1	€ 579,00
	●			●	84CR689THE32P1	€ 489,00
		●	●		84CR689THE33P1	€ 587,00
		●		●	84CR689THE34P1	€ 498,00

Tabella per le possibili combinazioni della colonna doccia / Possible options for shower column composition

colonna doccia quadra ottone - RSQ

Colonna doccia quadra ottone - RSQ con deviatore e flessibile di collegamento 100 cm, interasse regolabile. Set fissaggio in ottone, supporto scorrevole in ottone, flessibile PVC grigio cm 175, deviatore ottone a parete, doccia e soffione.

Square shower column in brass - RSQ with diverter and flexible connection 100 cm, adjustable centres. Brass fixing kit, adjustable shower holder in brass, chrome flexible 150 cm, wall-mounted diverter in brass, handshower and shower head.

Colonne de douche carrée laiton - RSQ avec inverseur et flexible de connexion 100cm, entraxe réglable. Kit de fixation laiton, support douchette laiton, flexible PVC gris 175cm, inverseur mural laiton, douchette à main et douche de tête.

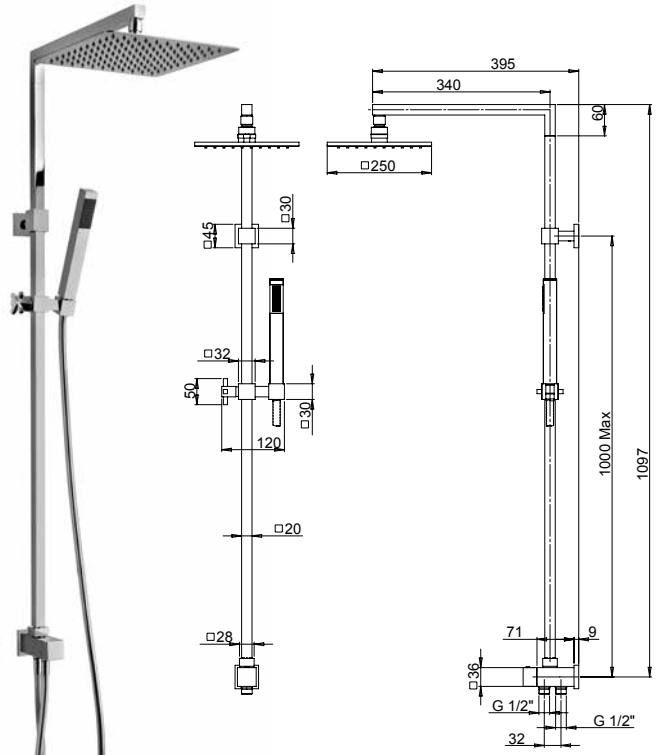
Columna de ducha cuadrada en latón - RSQ con desviador y flexible de conexión 100 cm, ancho ajustable. kit de fijación en latón, soporte deslizante en latón, flexible en PVC gris 175 cm, desviador empotrable en latón, maneral de ducha y cabeza de ducha.

Eckige Brausekombination aus Messing. RSQ mit Umsteller, Anschlußschlauch 100cm und verstellbarem Achsabstand. Befestigungssatz und Schiebhalter aus Messing, PVC-grau Brauseschlauch 175cm, Messing Wand-Umsteller, Handbrause und Kopfbrause.

 **Soffione regolabile**
Adjustable shower head

 **Starflex PVC cm 175 doppia calotta girevole**
PVC Starflex with double swivel nut, length 175 cm

Il miscelatore non è in dotazione
Mixer not included



COMBINAZIONI / COMPOSITIONS



82CR155

Doccetta in ottone - 1 getto
Brass handshower - 1 jet



50CR759UPQ25E

Soffione in acciaio inox 250x250 mm ultrapiatto
Ultra-thin stainless steel shower head 250x250




50CR759UPQ30E

Soffione in acciaio inox 300x300 mm ultrapiatto
Ultra-thin stainless steel shower head 300x300




53CR155/P6

Doccetta in ottone - 1 getto
Brass handshower - 1 jet



50CR759Q25EBI

Soffione in ottone cromato 250x250 mm
Brass shower head 250x250



50CR759TCASQE

Soffione in ABS 200x200 mm
ABS shower head 200x200 mm

82CR155 | 53CR155/P6 | 50CR759UPQ25E | 50CR759UPQ30E | 50CR759Q25EBI | 50CR759TCASQE

CODICE COLONNA
CODE SHOWER

PREZZO
PRICE

●		●			
●			●		
●				●	
●					●
	●	●			
	●		●		
	●			●	
	●				●

50CR191ARQ1P3	€ 410,00
50CR191ARQ2P3	€ 465,00
50CR191ARQ3P3	€ 470,00
50CR191ARQ4P3	€ 315,00
50CR191ARQ5P3	€ 420,00
50CR191ARQ6P3	€ 475,00
50CR191ARQ7P3	€ 480,00
50CR191ARQ8P3	€ 325,00

Tabella per le possibili combinazioni della colonna doccia / Possible options for shower column composition

shower line

colonna doccia tonda telescopica ottone - RST

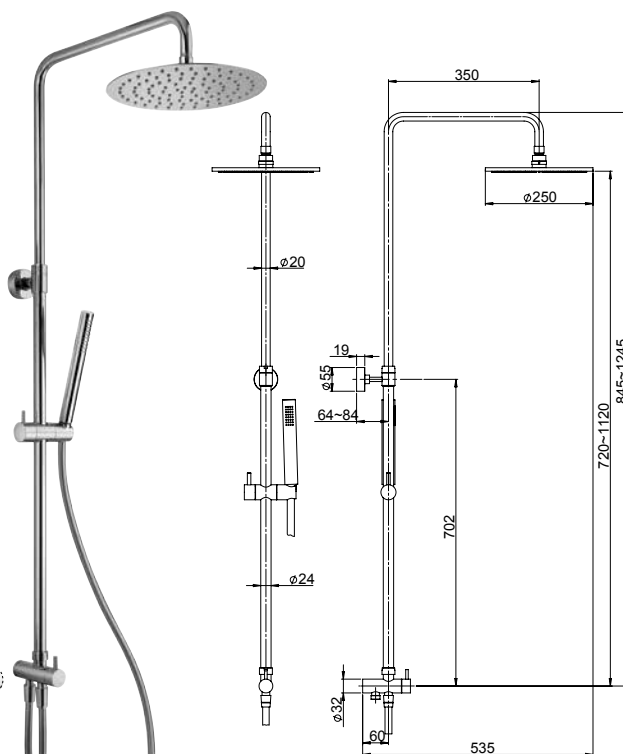
Colonna doccia tonda TELESCOPICA ottone - RST con deviatore e flessibile di collegamento cm 100, interasse fisso, telescopica regolabile in altezza, set fissaggio in ottone, supporto scorrevole ABS, flessibile PVC grigio cm 175, deviatore ottone a parete, doccetta e soffione.

Adjustable round shower column in brass - RST with diverter and flexible connection, fixed centres. Brass fixing kit, adjustable shower holder in ABS, PVC grey flexible 150 cm, wall-mounted diverter in brass, handshower and shower head.

Colonne de douche ronde télescopique laiton - RST avec inverseur et flexible de connexion 100cm, entraxe fixe, ajustable en hauteur, kit de fixation laiton, support douchette ABS, flexible PVC gris 175cm, inverseur mural laiton, douchette à main et douche de tête.

Column de ducha redonda AJUSTABLE en latón - RST con desviador y flexible de conexión 100 cm, ancho fijo, altura ajustable, kit de fijación en latón, soporte deslizante en ABS, flexible en PVC gris 175 cm, desviador empotrable en latón, maneral de ducha y cabeza de ducha.

Runde und Teleskopische Brausekombination aus Messing. RST mit Umsteller, 100cm Schlauchverbindung und festem Achsabstand. In der Höhe verstellbar mittels Gleitelement, Messing Befestigungssatz, ABS Schieberhalter, PVC grau Brauseschlauch 175cm, Messing Wand-Umsteller, Handbrause und Brausekopf.




Soffione regolabile
Adjustable shower head



Tubo regolabile
Adjustable tube

Il miscelatore non è in dotazione
Mixer not included



Altezza regolabile
Adjustable height



Flessibile PVC cm 175 calotta girevole
PVC flexible hose with swivel nut, length 175cm




COMBINAZIONI / COMPOSITIONS



53CR155/P4
Doccetta in ottone - 1 getto
Brass handshower - 1 jet




53CR155/P25
Doccetta anticalcare in ABS - 5 getto
Anti-limestone ABS handshower - 5 jet




50CR759G5TB24E
Soffione in ABS Ø240
ABS shower head Ø240



92CR155
Doccetta anticalcare Ø23 in ABS - 1 getto
Ø23 anti-limestone ABS handshower - 1 jet



50CR759TCARE20E
Soffione in ABS Ø200
ABS shower head Ø200



50CR759UP25E
Soffione in acciaio inox Ø250 ultrapiatto
Ultra-thin stainless steel shower head Ø250

53CR155/P4	92CR155	53CR155/P25	50CR759TCARE20E	50CR759UP25E	50CR759G5TB24E	CODICE COLONNA CODE SHOWER	PREZZO PRICE
●			●			50CR191ART1P3	€ 275,00
●				●		50CR191ART2P3	€ 365,00
●					●	50CR191ART3P3	€ 365,00
	●		●			50CR191ART4P3	€ 245,00
	●			●		50CR191ART5P3	€ 335,00
	●				●	50CR191ART6P3	€ 230,00
		●	●			50CR191ART7P3	€ 240,00
		●		●		50CR191ART8P3	€ 335,00
		●			●	50CR191ART9P3	€ 225,00

Tabella per le possibili combinazioni della colonna doccia / Possible options for shower column composition

50CR191RSP3

Colonna doccia con deviatore e flessibile di collegamento, interasse regolabile, soffione anticalcare ABS 240 mm. Doccetta anticalcare ABS 3 getti. Tubo acciaio cromato diametro 22 mm. Deviatore in ottone. Supporto scorrevole ABS. Portasapone trasparente. Flessibile cromato doppia graffatura cm 150. Flessibile di collegamento cm 50. Fissaggi a parete regolabili.

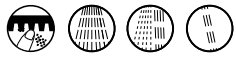
Shower column with diverter and flexible connection, adjustable centres, ABS shower head 240 mm. Anti-limestone ABS handshower - 3 jets. Stainless steel tube \varnothing 22 mm. Brass diverter. ABS adjustable shower holder. Transparent soap disher. Double interlock flexible hose 150 cm. Flexible connection 50 cm. Adjustable wall fixing kit.

Colonne de douche avec inverseur et flexible de connexion, entrase réglable, douche de tête \varnothing 240mm anti-calcaire et ABS. Douchette à main 3 jets anti-calcaire et ABS. Tube inox chromé \varnothing 22mm. Inverseur laiton. Support douchette ABS. Porte-savon transparent. Flexible 150cm double agrafage chromé. Flexible de connexion 50cm. Fixation murale réglable.

Columna de ducha con desviador y flexible de conexión, ancho ajustable, cabeza de ducha ABS anti-caliza 240 mm. Maneral de ducha ABS 3 jets anti-caliza. Tubo en acero cromado diámetro 22 mm. Desviador en latón. Soporte deslizando en ABS. Jabonera transparente. Flexible cromado doble agrafe 150 cm. Flexible de conexión 50 cm. Anclas de pared ajustables.

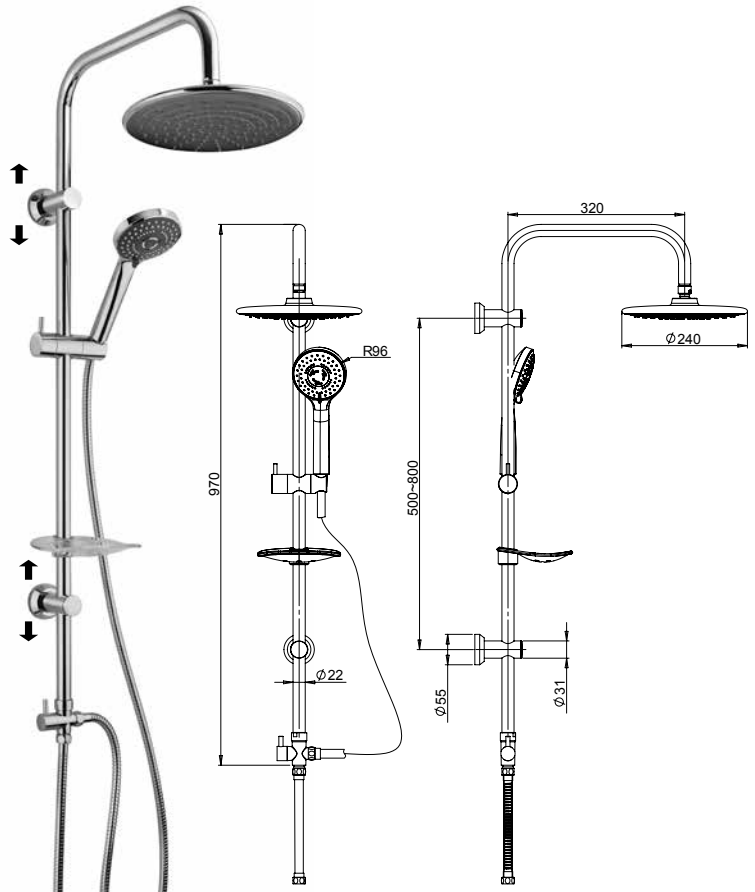
Brausekombination mit Umsteller, Anschlußschlauch 100cm und verstellbarem Achsabstand. Anti-Kalk und ABS Brausekopf \varnothing 240mm. 3-Strahl, ABS und Anti-Kalk Handbrause. Verchromtem Stahlrohr \varnothing 22mm. Messing Umsteller. ABS Schieberhalter. Transparente Seifenschale. Verchromtem Brauseschlauch 150cm. Anschlußschlauch 50 cm. Verstellbare Wandhalterung.

Il miscelatore non è in dotazione
Mixer not included



CR

162,00



92CR6891P1

Colonna doccia con miscelatore con deviatore meccanico con stop, tubo in ottone e supporto doccia scorrevole

Shower column with mixer, mechanical diverter with stop function, brass tube, adjustable shower holder

Colonne de douche avec mitigeur à déviateur mécanique avec stop, tuyau en laiton et support de douche coulissant

Columna de ducha con mezclador con desviador mecánico con tope, tubo de latón y soporte de ducha corredero

Duschsäule mit Mischbatterie und mechanischem Umsteller mit Stopp-Funktion, Messingrohr und Schieberhalter für Handbrause



Soffione regolabile
Adjustable shower head

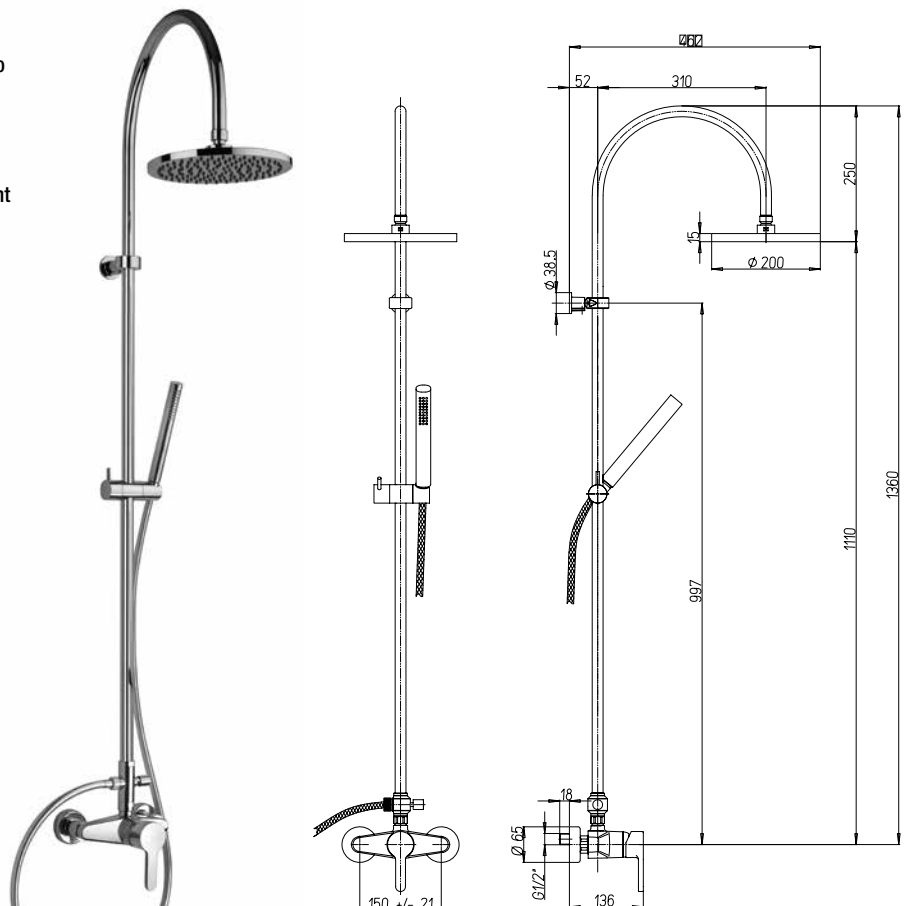


Starflex PVC cm 175 doppia calotta girevole
PVC Starflex with double swivel nut, length 175 cm



CR

388,00



shower line

78CR687TH

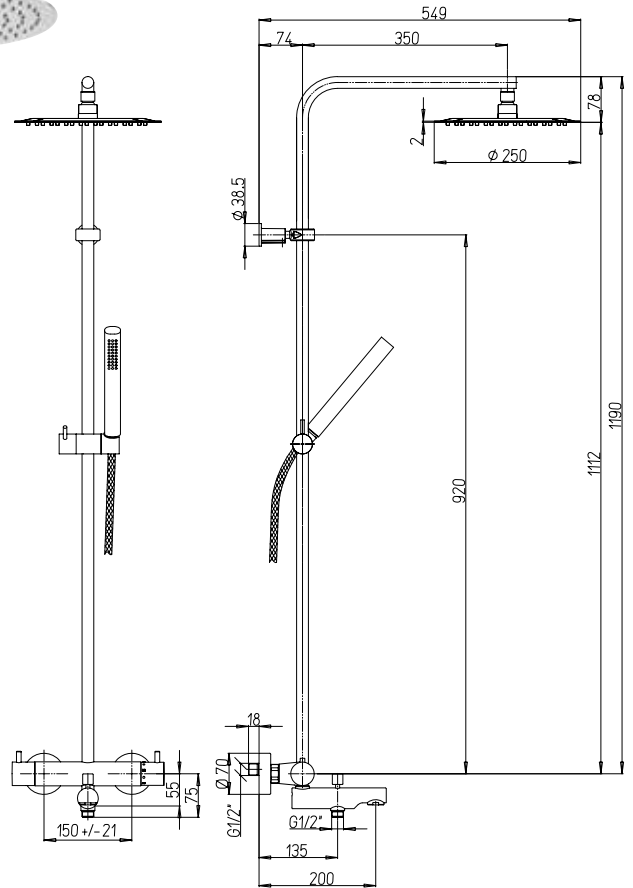
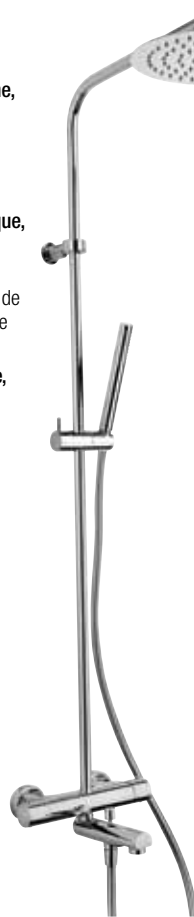
Colonna doccia VASCA/DOCCIA con miscelatore termostatico pulsante di sicurezza 38° con deviatore sulla bocca erogazione, tubo in ottone e supporto doccia scorrevole

Thermostatic shower/bath-shower column with mixer, 38° safety button, integrated diverter on the spout, brass tube and adjustable shower holder

Colonne pour douche/bain douche avec mitigeur thermostatique, bouton de sécurité 38°, inverseur sur bec, tube en laiton et support douchette réglable

Columna de ducha BAÑERA/DUCHA con grifo termostático y botón de seguridad 38° con desviador sobre el caño, tubo de latón y soporte de ducha deslizante

Säule für die Dusche/Badewanne mit Thermostat-Mischbatterie, 38° Sicherheitsknopf, Umsteller auf dem Auslauf, Messingrohre und verstellbaren Brausehalter



Soffione regolabile
Adjustable shower head



Starflex PVC cm 175 doppia calotta girevole
PVC Starflex with double swivel nut, length 175 cm



Soffioni doccia acciaio inox ultrapiatti
Ultra-thin stainless steel shower heads

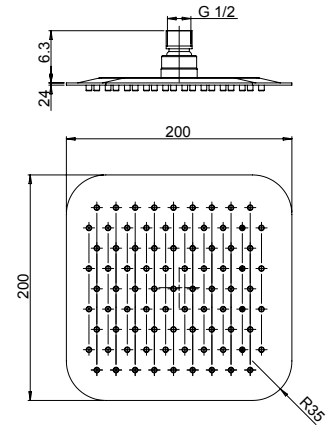



CR

587,00

50CR759UPQE

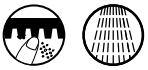
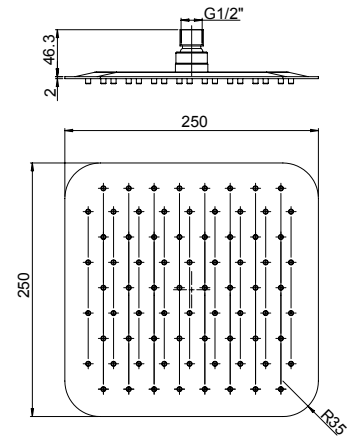

Soffione anticalcare in acciaio inox 200x200 mm ultrapiatto
 Ultra-thin stainless steel and anti-limestone shower head, 200x 200 mm
Tête de douche anticalcaire en acier inox 200x200 mm ultraplate
 Cabeza de ducha antical de acero inoxidable 200x200 mm ultraplana
Ultraflacher Antikalk-Brausekopf aus Edelstahl 200x200 mm



CR **91,00**

50CR759UPQ25E


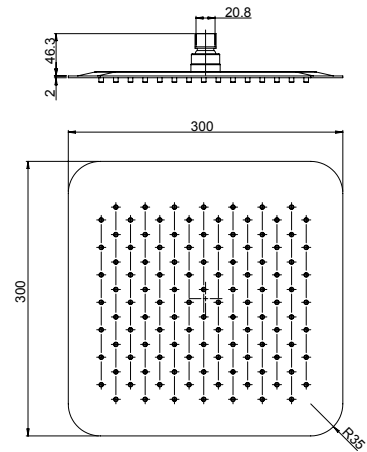

Soffione anticalcare in acciaio inox 250x250 mm ultrapiatto
 Ultra-thin stainless steel and anti-limestone shower head, 250x250 mm
Tête de douche anticalcaire en acier inox 250x250 mm ultraplate
 Cabeza de ducha antical de acero inoxidable 250x250 mm ultraplana
Ultraflacher Antikalk-Brausekopf aus Edelstahl 250x250 mm



CR **140,00**

50CR759UPQ30E

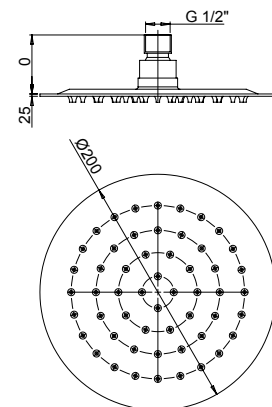

Soffione anticalcare in acciaio inox 300x300 mm ultrapiatto
 Anti-limestone, ultra-thin showerhead in stainless steel, size 300x300mm
Tête de douche anticalcaire en acier inox 300x300 mm ultraplate
 Cabeza de ducha antical de acero inoxidable 300x300 mm ultraplana
Ultraflacher Antikalk-Brausekopf aus Edelstahl 300x300 mm



CR **193,00**

50CR759UPE

Soffione anticalcare in acciaio inox Ø200 ultrapiatto
 Anti-limestone, ultra-thin shower head in stainless steel, Ø200
Tête de douche anticalcaire en acier inox Ø200 mm ultraplate
 Cabeza de ducha antical de acero inoxidable Ø200 mm ultraplana
Ultraflacher Antikalk-Brausekopf aus Edelstahl Ø200 mm

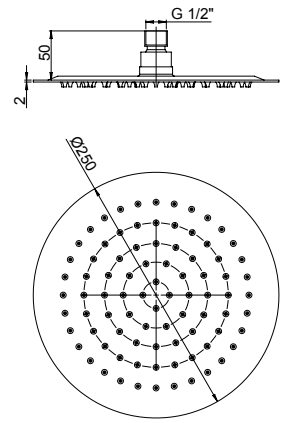

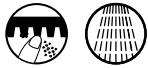


CR **79,00**

shower line

50CR759UP25E

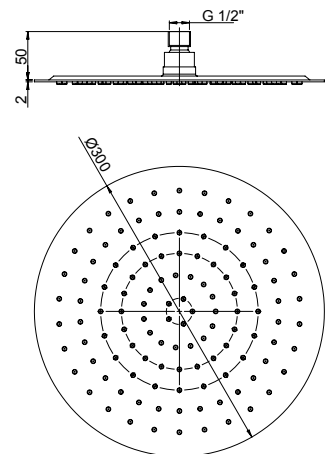

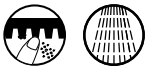
Soffione anticalcare in acciaio inox Ø250 ultrapiatto
 Anti-limestone, ultra-thin shower head in stainless steel, Ø250
Tête de douche anticalcaire en acier inox Ø250 mm ultraplate
 Cabeza de ducha antical de acero inoxidable Ø250 mm ultraplana
Ultraflacher Antikalk-Brausekopf aus Edelstahl Ø250 mm



CR **132,00**

50CR759UPQ25E

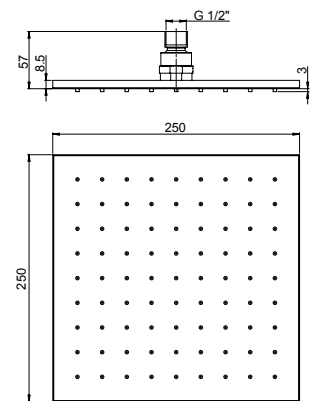

Soffione anticalcare in acciaio inox Ø300 ultrapiatto
 Anti-limestone, ultra-thin shower head in stainless steel, Ø300
Tête de douche anticalcaire en acier inox Ø300 mm ultraplate
 Cabeza de ducha antical de acero inoxidable Ø300 mm ultraplana
Ultraflacher Antikalk-Brausekopf aus Edelstahl Ø300 mm



CR **171,00**

50CR759Q25EBI

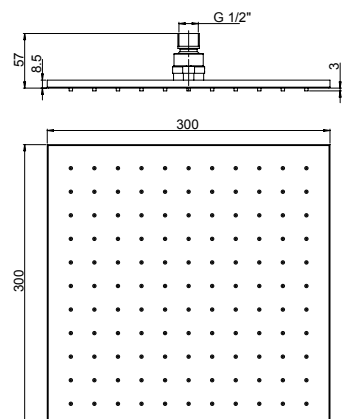

Soffione anticalcare in ottone cromato 250x250 mm
 Anti-limestone brass shower head, 250x250 mm
Tête de douche anticalcaire en laiton chromé 250x250 mm
 Cabeza de ducha antical de latón cromado 250x250 mm
Antikalk-Brausekopf aus verchromtem Messing 250x250 mm



CR **196,00**

50CR759Q30EBI

Soffione anticalcare in ottone cromato 300x300 mm
 Anti-limestone brass shower head, 300x300 mm
Tête de douche anticalcaire en laiton chromé 300x300 mm
 Cabeza de ducha antical de latón cromado 300x300 mm
Antikalk-Brausekopf aus verchromtem Messing 300x300 mm



CR **305,00**

50CR759/25EBI

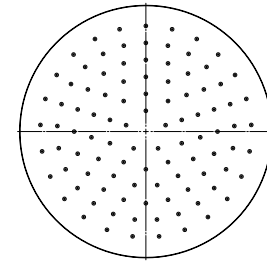
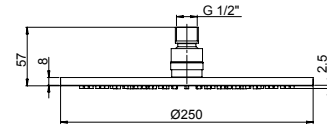
Soffione anticalcare in ottone cromato Ø250

Anti-limestone brass showerhead, Ø250

Tête de douche anticalcaire en laiton chromé Ø250

Cabeza de ducha antical de latón cromado Ø250

Antikalk-Brausekopf aus verchromtem Messing Ø250



CR 177,00

50CR759/30EBI

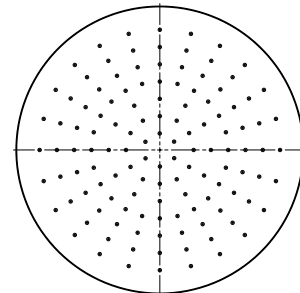
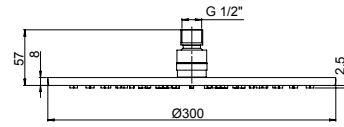
Soffione anticalcare in ottone cromato Ø300

Anti-limestone brass showerhead, Ø300

Tête de douche anticalcaire en laiton chromé Ø300

Cabeza de ducha antical de latón cromado Ø300

Antikalk-Brausekopf aus verchromtem Messing Ø300



CR 276,00

50CR759030EBI

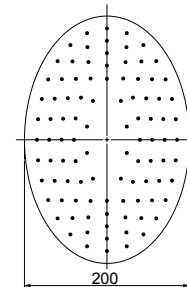
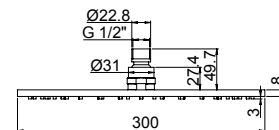

Soffione anticalcare in ottone cromato 300x200 mm

Anti-limestone, brass shower head, 300x200 mm

Tête de douche anticalcaire en laiton chromé 300x200 mm

Cabeza de ducha antical de latón cromado 300x200 mm

Antikalk-Brausekopf aus verchromtem Messing 300x200 mm



CR 321,00

50CR759025EBI

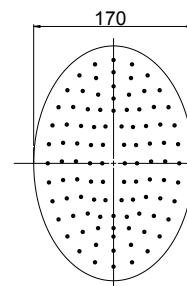
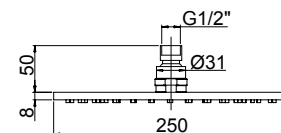

Soffione anticalcare in ottone cromato 250x170 mm

Anti-limestone metal showerhead, 250x170 mm

Tête de douche anticalcaire en laiton chromé 250x170 mm

Cabeza de ducha antical de latón cromado 250x170 mm

Antikalk-Brausekopf aus verchromtem Messing 250x170 mm



CR 147,00

shower line

50CR759TCARE20E

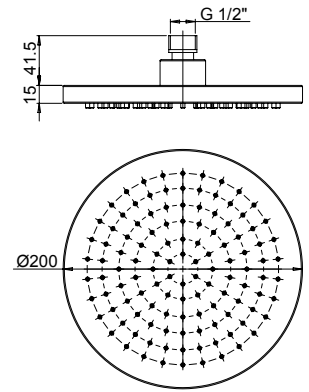
Soffione anticalcare in ABS Ø200

Anti-limestone ABS showerhead, Ø200

Tête de douche anticalcaire en ABS Ø200

Cabeza de ducha antical de ABS Ø200

Antikalk-Brausekopf aus ABS Ø200



CR

45,00

50CR759TCARE25E

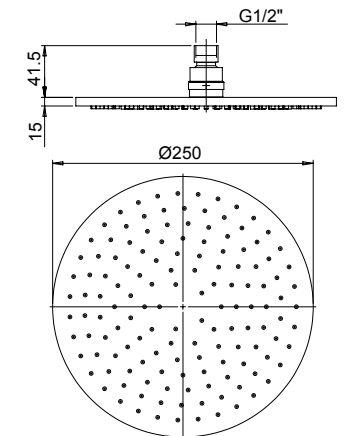
Soffione anticalcare in ABS Ø250

Anti-limestone ABS showerhead, Ø250

Tête de douche anticalcaire en ABS Ø250

Cabeza de ducha antical de ABS Ø250

Antikalk-Brausekopf aus ABS Ø250



CR

69,00

50CR759G5TB24E

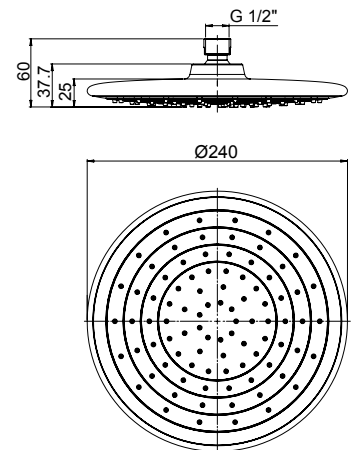

Soffione anticalcare in ABS Ø240

Anti-limestone ABS shower head, Ø240

Tête de douche anticalcaire en ABS Ø240

Cabeza de ducha antical de ABS Ø240 mm

Antikalk-Brausekopf aus ABS Ø240



CR

30,00

50CR759TCASQE

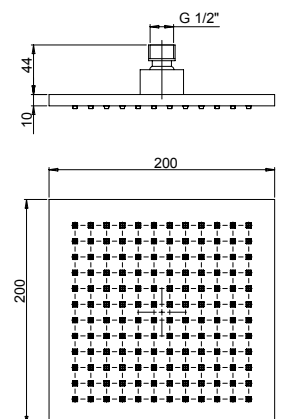

Soffione anticalcare in ABS 200x200 mm

Anti-limestone ABS shower head, 200x200 mm

Tête de douche anticalcaire en ABS 200x200 mm

Cabeza de ducha antical de ABS 200x200 mm

Antikalk-Brausekopf aus ABS 200x200 mm



CR

51,00

50CR759ANT

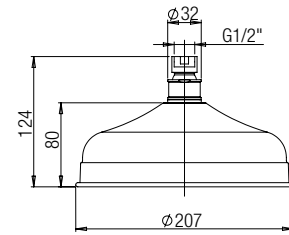
Soffione doccia antico anticalcare in ottone 200x80 - attacco 1/2"

Antique shower head 200x80 - 1/2" connection

Douche de tête retro en laiton 200x80 - attaque 1/2"

Cabeza de ducha anticalcárea de latón estilo antiguo 200x80 - conexión 1/2"

Antikalk-Brausekopf in Messing 200 x 800 mm - Anschluss 1/2"



CR	156,00
F3	195,00

50..744L4V

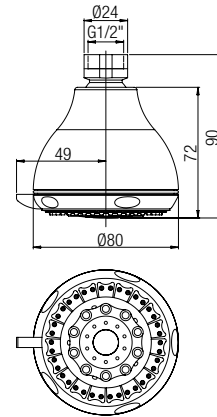
Soffione anticalcare ABS 4 getti Ø80

Anti-limestone abs shower head, 4 jets Ø80

Douche de tête anticalcaire en abs, 4 jets Ø80

Cabeza de ducha anticalcárea de ABS, 4 jets Ø80

Antikalk-Brausekopf in ABS, 4 Jets Ø80



CR	30,00
----	-------

50..755

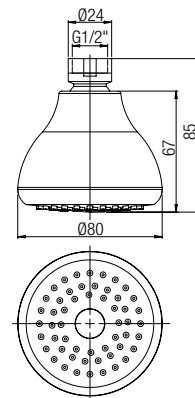
Soffione anticalcare ABS monogetto Ø80

Anti-limestone abs shower head, 1 jet Ø80

Douche de tête anticalcaire en abs, monojet Ø80

Cabeza de ducha anticalcárea de ABS, monojet Ø80

Antikalk-Brausekopf in ABS, 1Jet Ø80



CR	25,00
----	-------

53CR155/P1

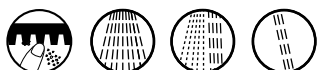
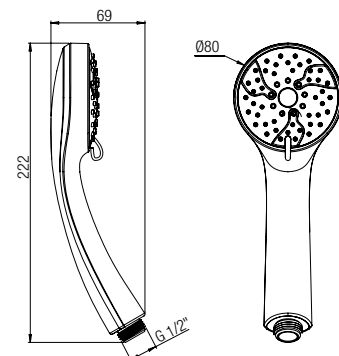
Doccetta anticalcare ABS 3 getti - Ø80

Anti-limestone handshower in ABS, 3 jets - Ø80

Douchette anticalcaire ABS 3 jets - Ø 80

Equipo de ducha antical ABS 3 funciones - Ø80

Antikalk-Handbrause aus ABS, 3 Strahlarten - Ø80

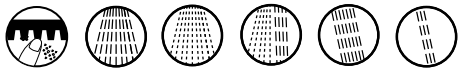


CR	19,00
----	-------

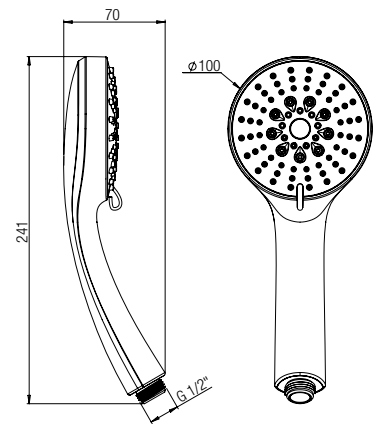
shower line

53CR155/P2

Doccetta anticalcare ABS 5 getti - Ø100
 Anti-limestone handshower, in ABS, 5 jets - Ø100
Douchette anticalcaire ABS 5 jets - Ø 100
 Equipo de ducha antical ABS 5 funciones - Ø100
Antikalk-Handbrause aus ABS, 5 Strahlarten - Ø100



CR 17,00

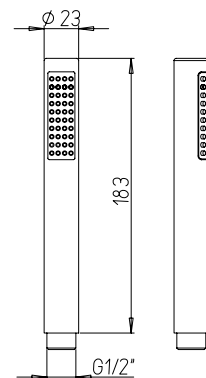


92CR155

Doccetta anticalcare Ø23 in ABS - 1 getto
 Ø23 anti-limestone handshower, in ABS - 1 jet
Douchette anticalcaire Ø23 en ABS - 1 jet
 Equipo de ducha antical Ø23 de ABS - 1 función
Antikalk-Handbrause Ø23 aus ABS - 1 Strahlart



CR 19,00

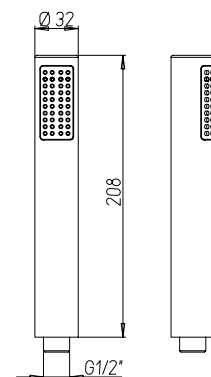


81CR155

Doccetta anticalcare Ø32 in ABS - 1 getto
 Ø32 anti-limestone ABS handshower - 1 jet
Douchette anticalcaire Ø32 en ABS - 1 jet
 Equipo de ducha antical Ø32 de ABS - 1 función
Antikalk-Handbrause Ø32 aus ABS - 1 Strahlart



CR 18,00

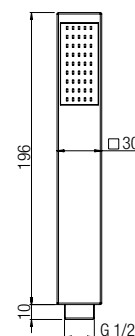


82CR155

Doccetta anticalcare in ABS - 1 getto
 Anti-limestone ABS handshower - 1 jet
Douchette anticalcaire en ABS - 1 jet
 Equipo de ducha antical de ABS - 1 función
Ovale Antikalk-Handbrause aus ABS - 1 Strahlart

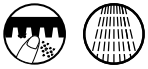
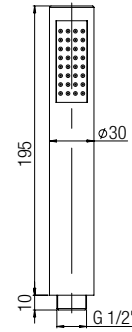


CR 30,00



53CR155/P7BI


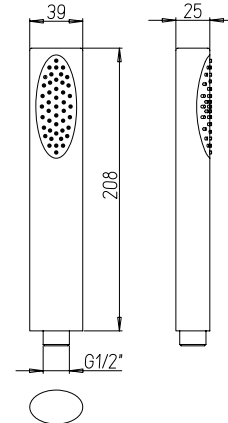
Doccetta anticalcare in ABS - 1 getto
 Anti-limestone ABS hanshower - 1 jet
Douchette anticalcaire en ABS - 1 jet
 Equipo de ducha antical de ABS - 1 función
Ovale Antikalk-Handbrause aus ABS - 1 Strahlart



CR 14,00

86CR155

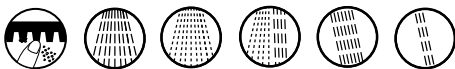
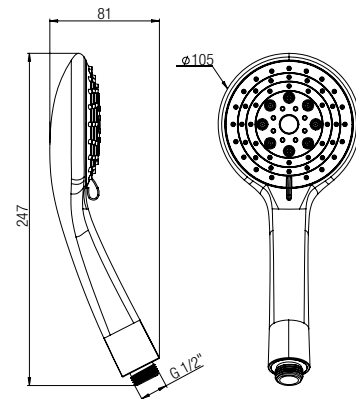
Doccetta anticalcare ovale in ABS - 1 getto
 Anti-limestone oval ABS hanshower - 1 jet
Douchette anticalcaire ovale en ABS - 1 jet
 Equipo de ducha antical oval de ABS - 1 función
Ovale Antikalk-Handbrause aus ABS - 1 Strahlart



CR 33,00

53CR155/P25

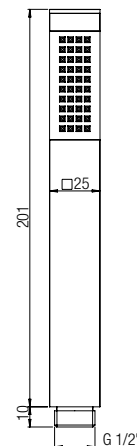
Doccetta anticalcare in ABS - 5 getti
 Anti-limestone ABS hanshower - 5 jets
Douchette anticalcaire en ABS - 5 jets
 Equipo de ducha antical de ABS - 5 funciones
Ovale Antikalk-Handbrause aus ABS - 5 Strahlarten



CR 17,00

53CR155/P6

Doccetta anticalcare QUADRA ottone 1 getto
 SQUARE anti-limestone handshower - 1 jet
Douchette anticalcaire CARRÉE laiton 1 jet
 Equipo de ducha antical CUADRADA latón 1 función
ECKIGE Antikalk-Handbrause aus Messing, 1 Strahlart



CR 39,00

shower line

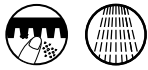
53CR155/P4

Doccetta anticalcare TONDA ottone 1 getto
Round, anti-limestone handshower - 1 jet

Douchette anticalcaire RONDE laiton 1 jet

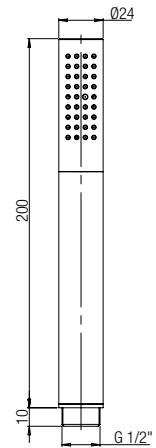
Equipo de ducha antical REDONDA latón 1 función

RUNDE Antikalk-Handbrause aus Messing, 1 Strahlart



CR

47,00



53CR155/P8BI

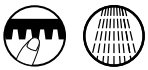
Doccetta anticalcare OVALE ottone 1 getto

OVAL, anti-limestone handshower - 1 jet

Douchette anticalcaire OVALE laiton 1 jet

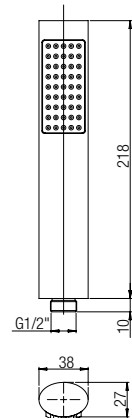

Equipo de ducha antical OVAL latón 1 función

OVALE Antikalk-Handbrause aus Messing, 1 Strahlart



CR

38,00



50CR124/P1

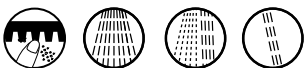
Doccia saliscendi P1 con portasapone
e doccia anticalcare 3 getti

Sliding rail P1 with soap dish and 3-jet
anti-limestone handshower

Ensemble sur barre P1 avec porte-savon
et douchette anticalcaire 3 jets

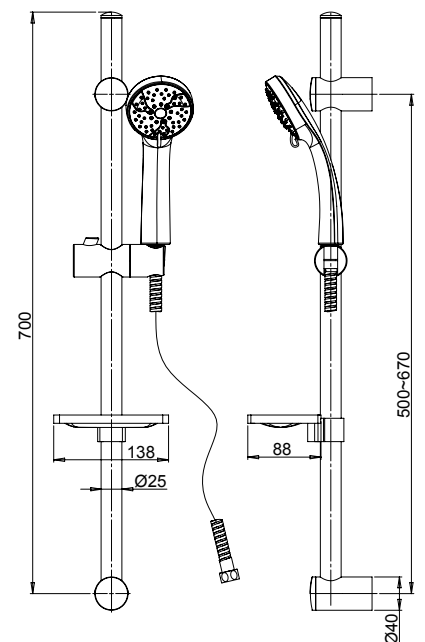
Conjunto barra de ducha P1 con jabonera
y equipo de ducha 3 funciones

Brausegarnitur P1 mit Seifenschale
und 3 Strahlarten Handbrause



CR

66,00



50CR124/P2

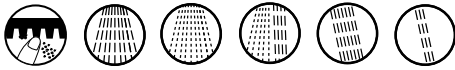
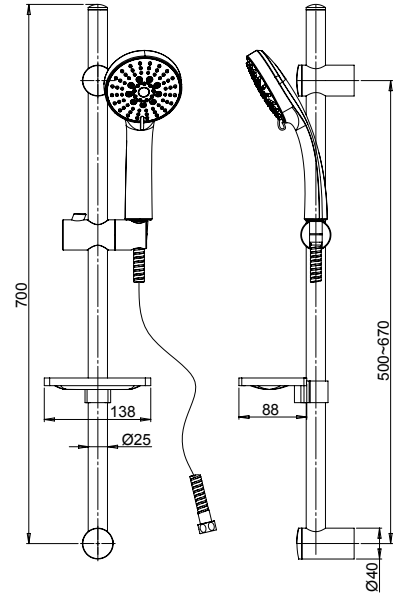
Doccia saliscendi P2 con portasapone e doccia anticalcare 5 getti

Sliding rail P2 with soap dish and 5-jet anti-limestone handshower

Ensemble sur barre P2 avec porte-savon et douchette anticalcaire 5 jets

Conjunto barra de ducha P2 con jabonera y equipo de ducha 5 funciones

Brausegarnitur P2 mit Seifenschale und 5 Strahlarten Handbrause



CR

80,00

50CR124/P7

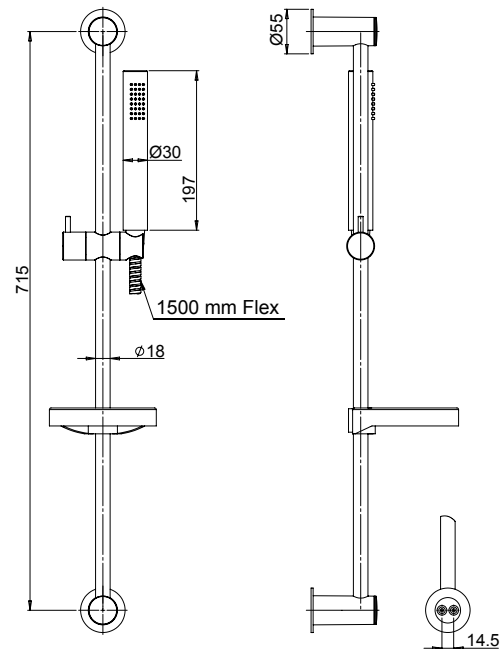
Doccia saliscendi P7 con portasapone e con doccetta anticalcare monogetto

Sliding rail P7 with soap dish and 1-jet anti-limestone handshower

Ensemble sur barre P7 sans porte-savon, avec douchette anticalcaire 1 jet

Conjunto barra de ducha P7 sin jabonera, con equipo ducha anticalcáreo 1 función

Brausegarnitur P7 ohne Seifenschale, mit 1 Strahlart Antikalk-Handbrause



CR

52,00

shower line

50CR124/P9

Doccia saliscendi P9 con portasapone e doccia anticalcare 5 getti con fissaggio regolabile

Sliding rail P9 with soap dish and 5-jet anti-limestone handshower

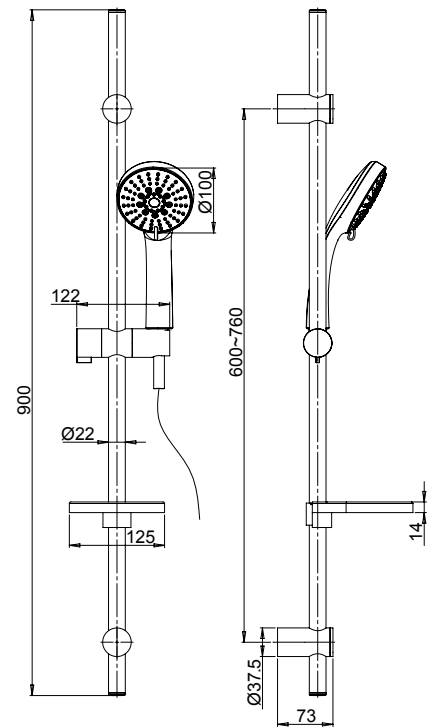
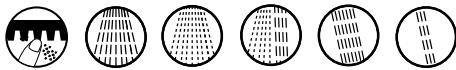
Barre de douche P9 avec porte-savon et douchette anticalcaire 5 jets à fixation réglable

Conjunto barra de ducha P9 con jabonera y equipo de ducha 5 funciones con fijación regulable

Brausegarnitur P9 mit Seifenschale und Antikalk-Handbrause, 5 Strahlarten mit regelbarer Befestigung



Silver flex cm 175
doppia calotta girevole
Silver flex with double
swivel nut, length 175 cm



CR

78,00

50CR124/P25

Doccia saliscendi P25 con portasapone con doccetta anticalcare 5 getti in ABS e flessibile PVC grigio cm 175

Sliding rail P25 with soap dish -5-jet metal anti-limestone handshower and grey PVC flexible hose length 175 cm

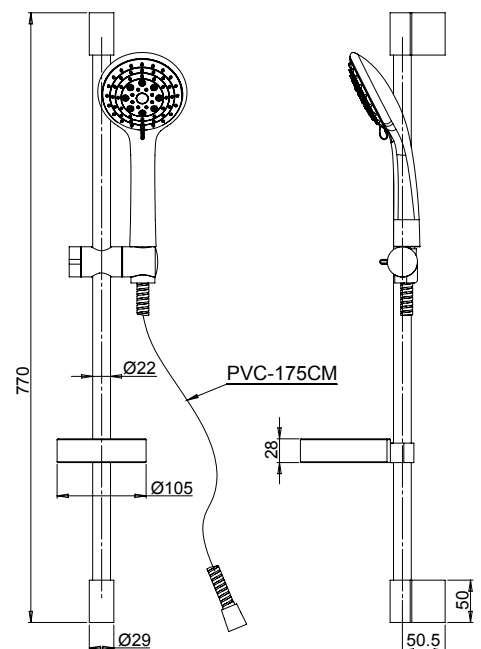
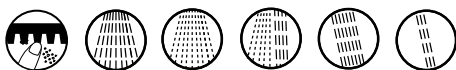
Barre de douche P25 avec porte-savon et douchette anticalcaire 5 jets en ABS et flexible PVC gris 175 cm

Conjunto barra de ducha P25 con jabonera y equipo de ducha 5 funciones de ABS y flexible de PVC gris 175 cm

Brausegarnitur P25 mit Seifenschale und Antikalk-Handbrause, 5 Strahlarten, aus ABS und grauem PVC Flexschlauch 175 cm



Silver flex cm 175
doppia calotta girevole
Silver flex with double
swivel nut, length 175 cm



CR

96,00

50CR126/P4

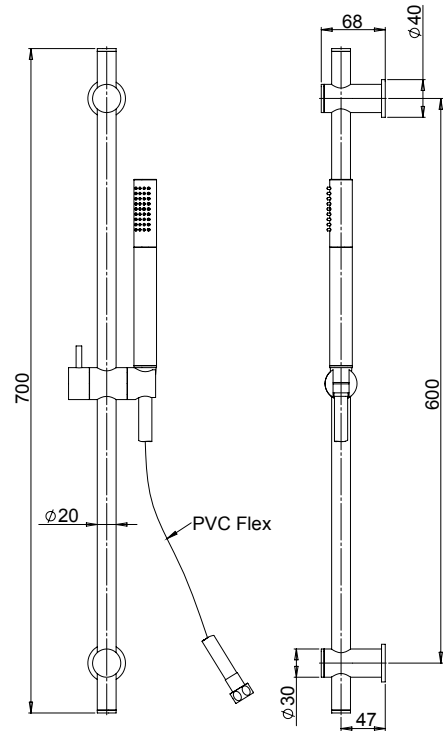
Doccia saliscendi P4 senza portasapone con doccetta anticalcare in metallo e flessibile PVC grigio cm 175

Sliding rail P4 without soap dish metal anti-limestone handshower and grey PVC flexible hose length 175 cm

Ensemble sur barre P4 sans porte-savon avec douchette anticalcaire métal et flexible PVC gris longueur 175cm

Conjunto barra de ducha P4 sin jabonera con equipo de ducha anticalcáreo metálico y flexible en PVC gris cm 175

Brausegarnitur P4 ohne Seifenschale mit Antikalk-Handbrause in Metall und grauem PVC Flexschlauch Länge 175cm



Silver flex cm 175
doppia calotta girevole
Silver flex with double
swivel nut, length 175 cm



CR

196,00

50CR129/P6

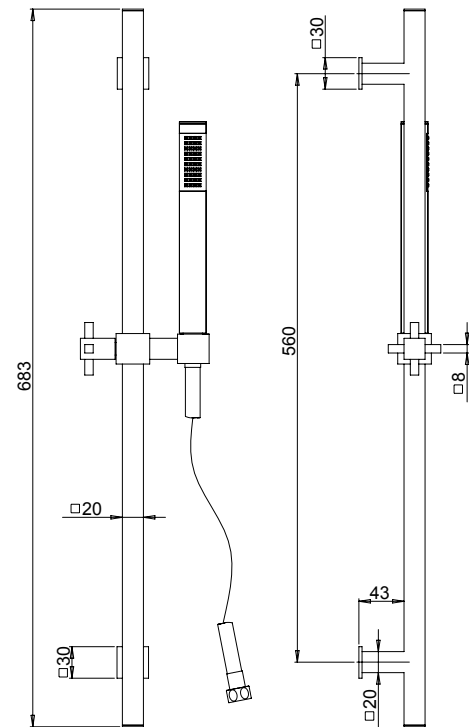
Doccia saliscendi P6 in metallo senza portasapone, con asta QUADRA, doccetta anticalcare monogetto QUADRA e flessibile PVC grigio cm 175

Metal sliding rail P6 without soap dish - SQUARE bar with 1-jet anti-limestone SQUARE handshower and grey PVC flexible hose length 175 cm

Ensemble sur barre P6 sans porte-savon, avec barre carrée, douchette anticalcaire 1 jet carrée et flexible PVC gris longueur 175cm

Conjunto barra de ducha metálico P6 sin jabonera, con barra cuadrada, equipo de ducha anticalcáreo cuadro 1 función y flexible en PVC gris cm 175

Brausegarnitur P6 ohne Seifenschale - mit eckiger Stange, 1 Strahlart Antikalk-Handbrause eckig und grauem PVC Flexschlauch Länge 175cm



Silver flex cm 175
doppia calotta girevole
Silver flex with double
swivel nut, length 175 cm



CR

199,00

shower line

50CR120TC1

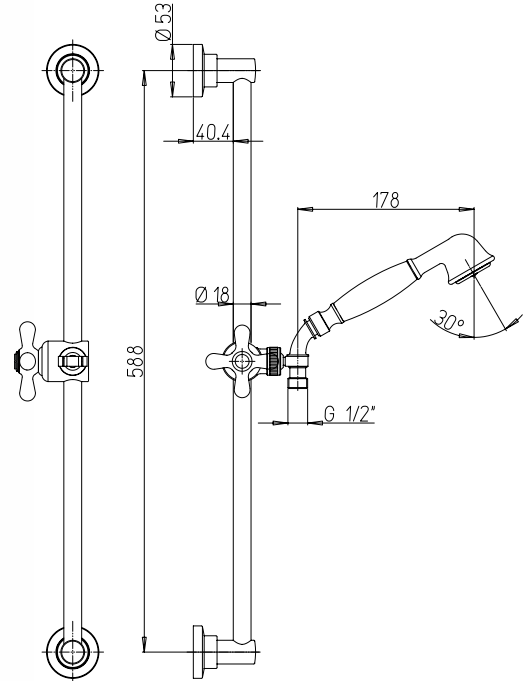
Doccia saliscendi con doccetta monogetto

Complete slide rail kit with monojet shower

Barre de douche avec douchette monojet

Conjunto barra de ducha con equipo de ducha 1 función

Brausegarnitur mit 1 Strahlart Handbrause



CR

187,00

53CR131P1

Kit doccia a parete snodato ABS con doccetta

3 getti D. 80 e flessibile Starflex cm 150

Adjustable ABS shower kit with joint, 3-jet hand shower

D.80 and Starflex flexible hose cm 150

Kit de douche mural articulé ABS avec douchette

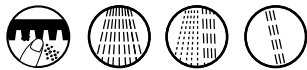
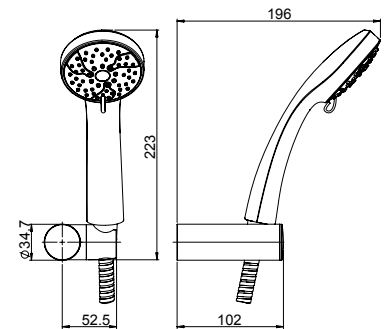
3 jets D. 80 et flexible Starflex 150 cm

Kit ducha mural articulado ABS con equipo de ducha

3 funciones D. 80 y flexible Starflex 150 cm

Kit Wanddusche gelenkig aus ABS mit Handbrause,

3 Strahlarten D. 80 und Starflex Schlauch 150 cm



CR

35,00

53CR131P2

Kit doccia a parete snodato ABS con doccetta 5 getti

D. 100 e flessibile Starflex cm 150

Adjustable ABS shower kit with joint, 5-jet hand shower

D.100 and Starflex flexible hose cm 150

Kit de douche mural articulé ABS avec douchette

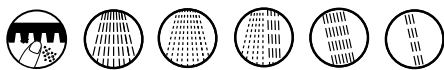
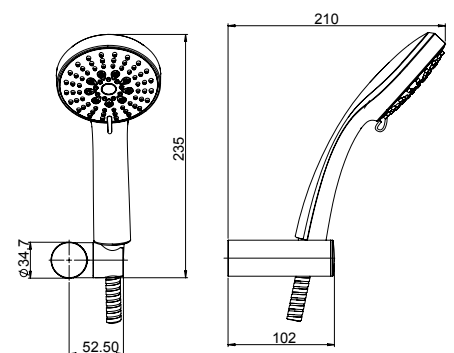
5 jets D. 100 et flexible Starflex 150 cm

Kit ducha mural articulado ABS con equipo de ducha

5 funciones D. 100 y flexible Starflex 150 cm

Kit Wanddusche gelenkig aus ABS mit Handbrause, 5

Strahlarten D. 100 und Starflex Schlauch 150 cm



CR

42,00

53CR131TP4

Kit doccia a parete snodato in ottone, doccetta ottone 1 getto e flessibile Silverflex cm 175

Adjustable brass shower kit with joint, 1-jet hand shower and Silverflex flexible hose cm 175

Kit de douche mural articulé en laiton, douchette laiton 1 jet et flexible Silverflex 175 cm

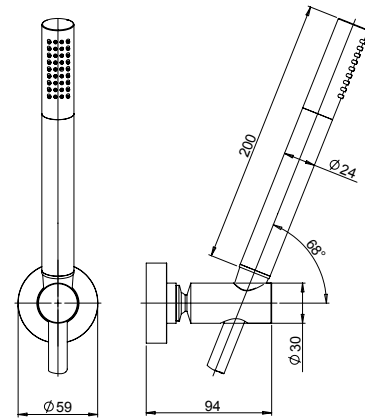
Kit ducha mural articulado de latón, equipo de ducha de latón 1 función y flexible Silverflex 175 cm

Kit Wanddusche gelenkig aus Messing, Handbrause aus Messing, 1 Strahlart und Silverflex Schlauch 175 cm



CR

113,00



53CR131QP6

Kit doccia a parete snodato in ottone, doccetta ottone 1 getto e flessibile Silverflex cm 175

Adjustable brass shower kit with joint, 1-jet hand shower and Silverflex flexible hose cm 175

Kit de douche mural articulé en laiton, douchette laiton 1 jet et flexible Silverflex 175 cm

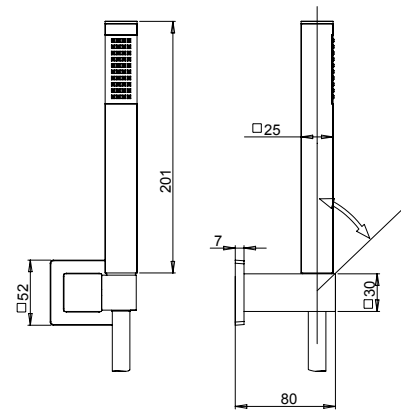
Kit ducha mural articulado de latón, equipo de ducha de latón 1 función y flexible Silverflex 175 cm

Kit Wanddusche gelenkig aus Messing, Handbrause aus Messing, 1 Strahlart und Silverflex Schlauch 175 cm



CR

112,00



50CR440TP4

Kit doccia a parete snodato con presa acqua in ottone, doccetta ottone 1 getto e flessibile Silverflex cm 175

Brass shower kit with joint, water outlet, 1-jet hand shower and cm 175 Silverflex flexible hose

Kit de douche mural articulé avec prise d'eau en laiton, douchette laiton 1 jet et flexible Silverflex 175 cm

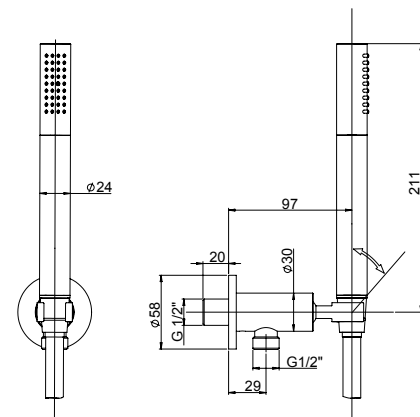
Kit ducha mural articulado con toma de agua de latón, equipo de ducha de latón 1 función y flexible Starflex 175 cm

Kit Wanddusche gelenkig mit Anschlussbogen aus Messing, Handbrause aus Messing, 1 Strahlart und Silverflex Schlauch 175 cm



CR

127,00



53CR440QP6

Kit doccia a parete snodato con presa acqua in ottone, doccetta ottone 1 getto e flessibile Silverflex cm 175

Brass shower kit with joint, water outlet, 1-jet hand shower and cm 175 Silverflex flexible hose

Kit de douche mural articulé avec prise d'eau en laiton, douchette laiton 1 jet et flexible Silverflex 175 cm

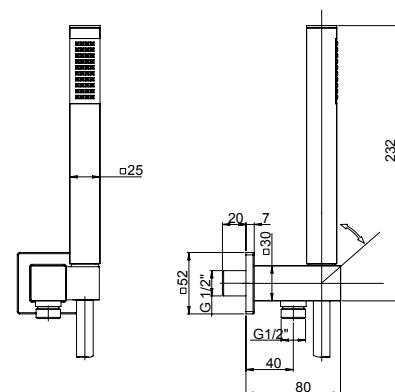
Kit ducha mural articulado con toma de agua de latón, equipo de ducha de latón 1 función y flexible Starflex 175 cm

Kit Wanddusche gelenkig mit Anschlussbogen aus Messing, Handbrause aus Messing, 1 Strahlart und Silverflex Schlauch 175 cm



CR

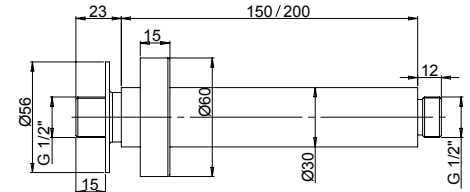
133,00



shower line

50CR744T615BI - 50CR744T620BI

Braccio doccia a soffitto Ø30 con fissaggio rinforzato
 Ø30 ceiling shower arm with strengthened fixing
 Bras de douche au plafond Ø30 avec fixation renforcée
 Brazo de ducha de techo Ø 30 con fijación reforzada
 Deckenarm Ø30 mit extrastarker Fixierung

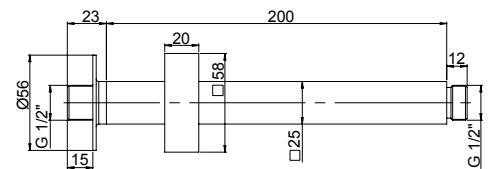


50CR744T615BI Lunghezza/ Length 150 mm **37,00**

50CR744T620BI Lunghezza/ Length 200 mm **42,00**

50CR744T720BI

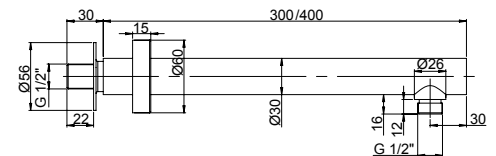
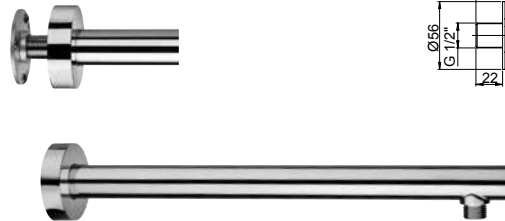
Braccio doccia a soffitto 25x25 con fissaggio rinforzato
 Ceiling shower arm with strengthened fixing, 25x25
 Bras de douche au plafond 25x25 avec fixation renforcée
 Brazo de ducha de techo 25x25 con fijación reforzada
 Deckenarm 25x25 mit extrastarker Fixierung



50CR744T720BI Lunghezza/ Length 200 mm **50,00**

50CR745T630BI - 50CR745T640BI

Braccio doccia a parete Ø30 con fissaggio rinforzato
 Ø30 wall mounted shower arm with strengthened fixing
 Bras de douche au mur Ø30 avec fixation renforcée
 Brazo de ducha mural Ø30 con fijación reforzada
 Wandarm Ø30 mit extrastarker Fixierung

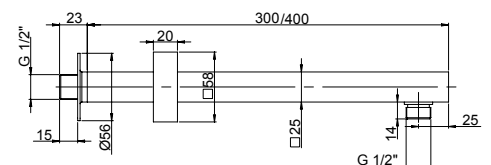


50CR745T630BI Lunghezza/ Length 300 mm **62,00**

50CR745T640BI Lunghezza/ Length 400 mm **69,00**

50CR745T730BI - 50CR745T740BI

Braccio doccia a parete 25x25 con fissaggio rinforzato
 Wall mounted shower arm with strengthened fixing, 25x25
 Bras de douche au mur 25x25 avec fixation renforcée
 Brazo de ducha mural 25x25 con fijación reforzada
 Wandarm 25x25 mit extrastarker Fixierung



50CR745T730BI Lunghezza/ Length 300 mm **73,00**

50CR745T740BI Lunghezza/ Length 400 mm **79,00**

50CR745T130BI - 50CR745T135BI - 50CR745T140BI

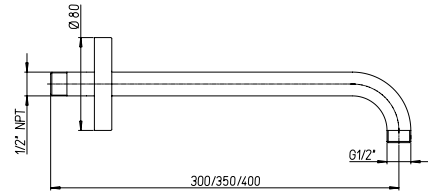
Braccio doccia a parete Ø22

Ø22 wall shower arm

Bras de douche au mur Ø22

Brazo de ducha mural Ø22

Wandarm Ø22



50CR745T130BI Lunghezza/ Length 300 mm **42,00**

50CR745T135BI Lunghezza/ Length 350 mm **44,00**

50CR745T140BI Lunghezza/ Length 400 mm **46,00**

50CR745T540BI

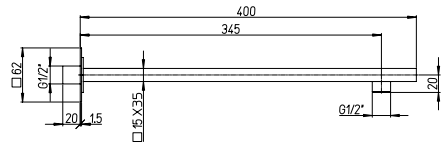
Braccio doccia a parete rettangolare 35x15

Rectangular wall mounted shower arm, 35x15

Bras de douche au mur rectangulaire 35x15

Brazo de ducha mural rectangular 35x15

Rechteckiger Wandarm 35x15



50CR745T540BI Lunghezza/ Length 400 mm **79,00**

50CR745T440BI


Braccio doccia a parete Ø32

Ø32 wall mounted shower arm

Bras de douche au mur Ø32

Brazo de ducha mural Ø32

Wandarm Ø32



50CR745T440BI Lunghezza/ Length 400 mm **67,00**

50..725

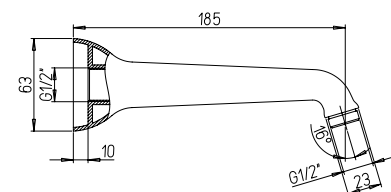
Braccio doccia tondo da 1/2" cm 18

1/2" round shower arm 18 cm

Bras de douche 1/2" cm 18

Brazo ducha 1/2" 18 cm

Brausearm 1/2" 18 cm



CR

31,50

shower line

50..750

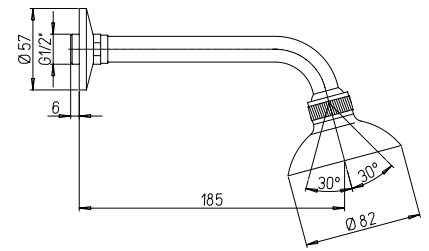
Braccio doccia con soffione
snodato cm 20 da 1/2" M

1/2" M shower arm 20 cm with
adjustable showerhead

Bras de douche 1/2" 20 cm
avec pomme de tête orientable

Brazo ducha 1/2" M 20 cm
con rociador articulado

1/2" M Brausearm 20 cm
mit schwenkbarer Kopfbrause



CR

25,00

50..751

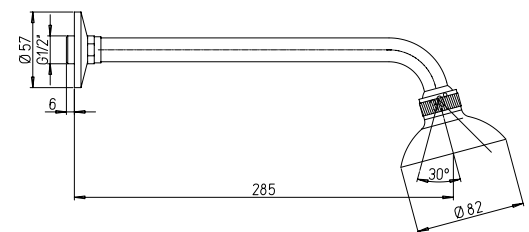
Braccio doccia con soffione
snodato cm 30 da 1/2" M

1/2" M shower arm 30 cm
with adjustable showerhead

Bras de douche 1/2" 30 cm
avec pomme de tête orientable

Brazo ducha 1/2" M 30 cm
con rociador articulado

1/2" M Brausearm 30 cm
mit schwenkbarer Kopfbrause



CR

29,00

50..689SN

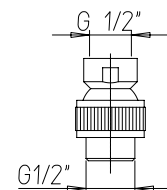
Snodo con attacco 1/2" M - 1/2" F

1/2" M - 1/2" F junction

Rotule 1/2" M - 1/2" F

Rótula 1/2" M - 1/2" F

Kugelgelenk 1/2" M - 1/2" F



CR

14,00

PW - PA

19,00

53G5162C150 - 53G5164C175

Flessibile PVC **Silverflex** rinforzato attacco conico antitorsione 1/2 x 1/2

PVC **Silverflex** flexible hose with anti-torsion conical nut 1/2x1/2

Flexible PVC **Silverflex** renforcé attache conique anti-torsion 1/2 x 1/2

Flexible PVC **Silverflex** reforzado, empalme cónico antitorsión 1/2 x 1/2

Extrastarker PVC **Silverflex** Flexschlauch mit drehfestem konischem

Anschluss 1/2 x 1/2



Doppia calotta girevole
Anti-torsion conical swivel nut

SILVERFLEX



53CRG5162C150 Lunghezza/ Length 150 cm 21,00

53CRG5164C175 Lunghezza/ Length 175 cm 23,00

53CR160DAC - 53CR162DAC

Flessibile cromato doppia aggraffatura attacco conico 1/2 x 1/2

Double interlock flexible hose with conical nut 1/2x1/2

Flexible chromé double agrafage attache conique 1/2 x 1/2

Flexible cromado doble grapado, empalme cónico 1/2 x 1/2

Verchromter Flexschlauch mit Doppelwicklung und konischem Anschluss 1/2 x 1/2



53CR160DAC Lunghezza/ Length 100 cm **10,00**

53CR162DAC Lunghezza/ Length 150 cm **12,00**

53CR164DAAC - 53CR163DAAC

Flessibile cromato doppia aggraffatura attacco conico antitorsione 1/2 x 1/2

Double interlock flexible hose with anti-torsion conical swivel nut 1/2x1/2

Flexible chromé double agrafage attache conique anti-torsion 1/2 x 1/2

Flexible cromado doble grapado, empalme cónico antitorsión 1/2 x 1/2

Verchromter Flexschlauch mit Doppelwicklung und drehfestem konischem Anschluss 1/2 x 1/2



Calotta girevole

Anti-torsion conical swivel nut



53CR164DAAC Lunghezza/ Length 175 cm **13,00**

53CR163DAAC Lunghezza/ Length 200 cm **14,00**

53CR162SF

Flessibile PVC Starflex attacco conico antitorsione 1/2 x 1/2

PVC **Starflex** flexible hose with anti-torsion conical nut 1/2x1/2

Flexible PVC **Starflex** attache conique anti-torsion 1/2 x 1/2

Flexible PVC **Starflex** reforzado, empalme cónico antitorsión 1/2 x 1/2

PVC **Starflex** Schlauch mit drehfestem konischem Anschluss 1/2 x 1/2



Doppia calotta girevole

Anti-torsion conical swivel nut



STARFLEX

53CR162SF Lunghezza/ Length 150 cm **12,00**

53CR164C2SF - 53CR163C2SF

Flessibile PVC Starflex doppio attacco conico antitorsione 1/2 x 1/2

Double interlock, PVC **Starflex** flexible hose with anti-torsion conical nut 1/2x1/2

Flexible PVC **Starflex** double attache conique anti-torsion 1/2 x 1/2

Flexible PVC **Starflex** doble empalme cónico antitorsión 1/2 x 1/2

PVC **Starflex** Schlauch mit drehfestem konischem Doppelanschluss 1/2 x 1/2



Calotta girevole

Anti-torsion conical swivel nut



STARFLEX

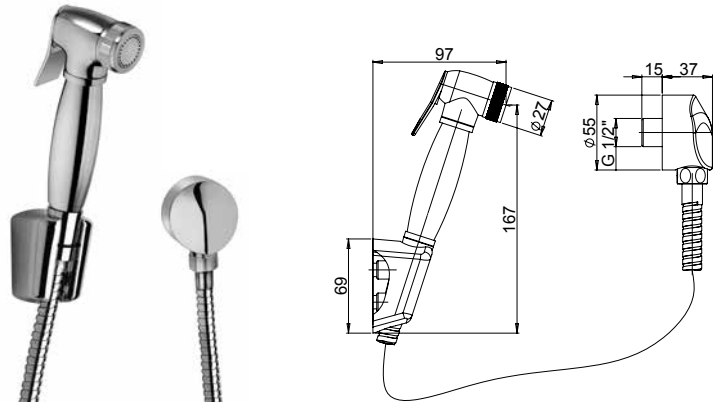
53CR164C2SF Lunghezza/ Length 175 cm **23,00**

53CR163C2SF Lunghezza/ Length 200 cm **26,00**

shower line

51CR133IG

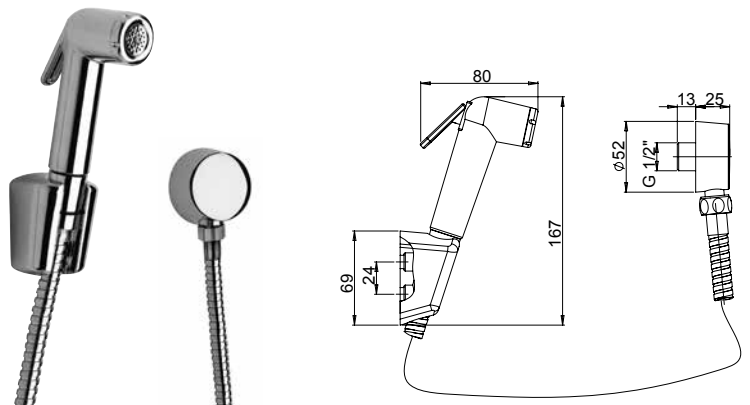
Kit doccia igienica ottone con presa acqua e flessibile cm 100
 Hygienic brass shower set with water outlet and cm 110 flexible hose
 Kit douche hygiénique laiton avec prise d'eau et flexible 100 cm
 Kit ducha higiénica de latón con toma de agua de latón y flexible 100 cm
 Kit Hygienesusche aus Messing mit Anschlussbogen und Flexschlauch 100 cm



CR 75,00

51CR133IG2

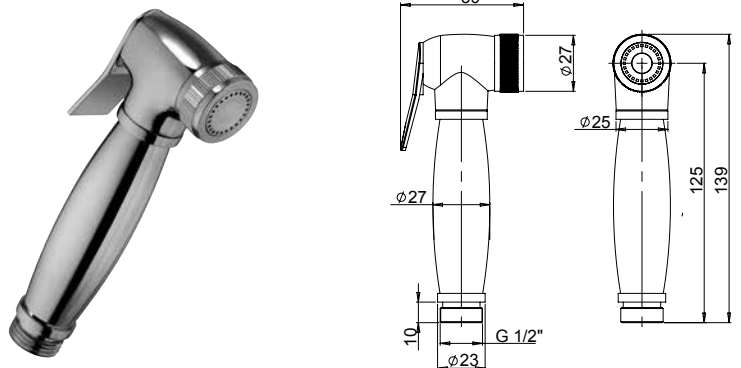
Kit doccia igienica ABS con presa acqua e flessibile cm 100
 Hygienic ABS shower set with water outlet and cm 100 flexible hose
 Kit douche hygiénique ABS avec prise d'eau et flexible 100 cm
 Kit Hygienesusche aus ABS mit Anschlussbogen und Flexschlauch 100 cm



CR 48,00

53CR155/574IG

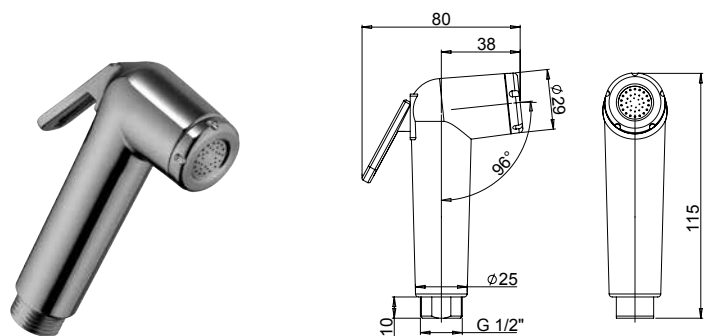
Doccia igienica in ottone
 Brass hygienic shower
 Douche hygiénique en laiton
 Ducha higiénica de latón
 Hygienesusche aus Messing



CR 34,00

53CR155/574IG2

Doccia igienica in ABS
 ABS hygienic shower
 Douche hygiénique en ABS
 Ducha higiénica de ABS
 Hygienesusche aus ABS



CR 7,00

50CR503P

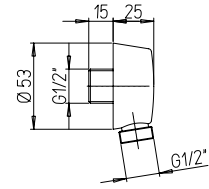
Presă apă TONDA a perete da 1/2" x 1/2"

ROUND drop ell - 1/2" x 1/2"

Prise d'eau RONDE murale 1/2" x 1/2"

Toma de apă REDONDA mural de 1/2" x 1/2"

RUNDER Wandanschlussbogen 1/2" x 1/2"



CR **25,00**

50CR503LP

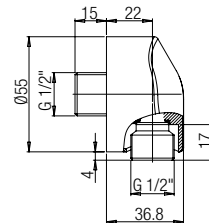
Presă apă a perete TONDA-LUX da 1/2 x 1/2

Round drop ell LUX - 1/2x1/2

Prise d'eau murale RONDE-LUX 1/2 x 1/2

Toma de apă REDONDA-LUX de 1/2 x 1/2

RUNDER LUX Wandanschlussbogen 1/2" x 1/2"



CR **30,00**

50CR503PQ

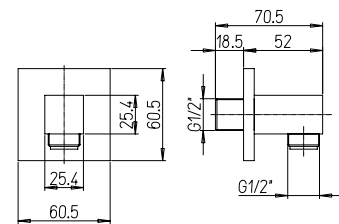
Presă apă QUADRA a perete da 1/2" x 1/2"

SQUARE drop ell - 1/2" x 1/2"

Prise d'eau CARRÉE murale 1/2" x 1/2"

Toma de apă CUADRADA mural de 1/2" x 1/2"

ECKIGER Wandanschlussbogen 1/2" x 1/2"



CR **47,00**

86CR503P

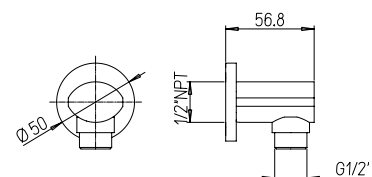
Presă apă a perete OVALE 1/2 x 1/2

Oval drop ell - 1/2x1/2

Prise d'eau murale OVALE 1/2 x 1/2

Toma de apă mural OVAL 1/2 x 1/2

OVALER Wandanschlussbogen 1/2" x 1/2"



CR **45,00**

shower line

53CR185Q

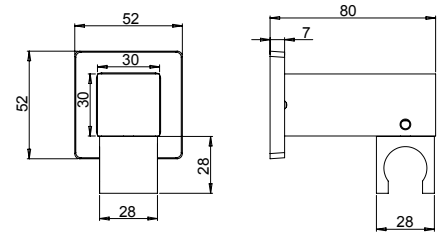
Supporto murale quadro in ottone a snodo

Square brass shower holder with joint

Support mural carré en laiton articulé

Soporte mural cuadrado de latón articulado

Eckiger gelenkiger Wandhalter aus Messing



CR

58,00

53CR185T

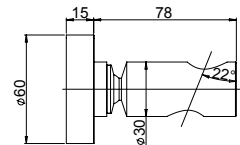
Supporto murale tondo in ottone a snodo

Round brass shower holder with joint

Support mural rond en laiton articulé

Soporte mural redondo de latón articulado

Runder gelenkiger Wandhalter aus Messing



CR

56,00

50CR480Q

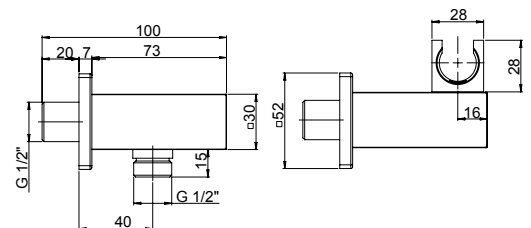
Supporto murale quadro in ottone a snodo con presa acqua

Square brass shower holder with joint and water outlet

Support mural carré en laiton articulé avec prise d'eau

Soporte mural cuadrado de latón articulado con toma de agua

Eckiger gelenkiger Wandhalter aus Messing mit Anschlussbogen



CR

85,00

50CR480T

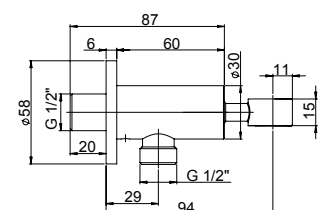

Supporto murale tondo in ottone a snodo con presa acqua

Round adjustable brass shower holder with water outlet

Support mural rond en laiton articulé avec prise d'eau

Soporte mural redondo de latón articulado con toma de agua

Runder gelenkiger Wandhalter aus Messing mit Anschlussbogen



CR

71,00

73CR480

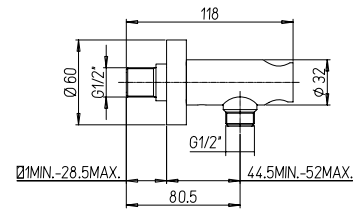
Supporto fisso a parete

Fixed shower holder

Support mural fixe

Soporte fijo mural

Fester Wandhalter



CR

64,00

86CR721

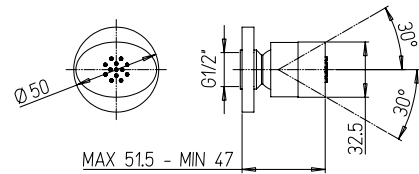
Soffione laterale idromassaggio

Body jet

Tête de douche latérale hydromassage

Cabeza de ducha lateral hidromasaje

Seitlicher Brausekopf Hydromassage



CR

75,00

50CR721

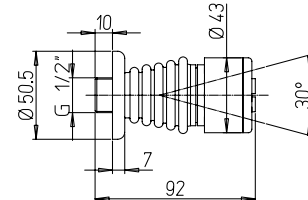
Soffione laterale idromassaggio

Body jet

Tête de douche latérale hydromassage

Cabeza de ducha lateral hidromasaje

Seitlicher Brausekopf Hydromassage



CR

39,00

50CR721T

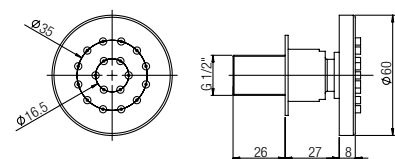
Soffione laterale idromassaggio

Body jet

Tête de douche latérale hydromassage

Cabeza de ducha lateral hidromasaje

Seitlicher Brausekopf Hydromassage



CR

51,00

shower line

50CR721Q

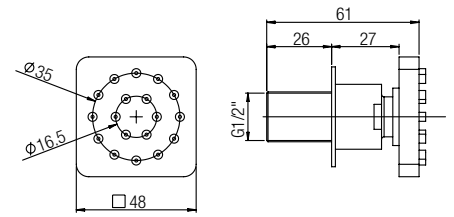
Soffione laterale idromassaggio

Body jet

Tête de douche latérale hydromassage

Cabeza de ducha lateral hidromasaje

Seitlicher Brausekopf Hydromassage



CR

51,00

50CR721IQS

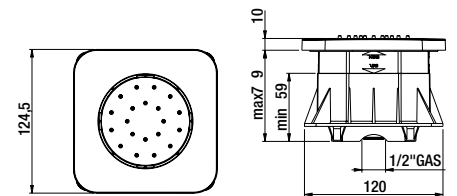
Getto incasso laterale regolabile

Built-in lateral adjustable jet

Jet encastré latéral réglable

Chorro lateral empotrado regulable

Regelbarer Seitenstrahl für UP-Einbau



CR

136,00

50CR721IQ

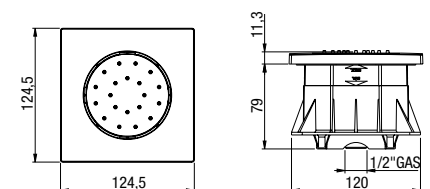

Getto incasso laterale regolabile

Built-in lateral adjustable jet

Jet encastré latéral réglable

Chorro lateral empotrado regulable

Regelbarer Seitenstrahl für UP-Einbau



CR

136,00

78CR185

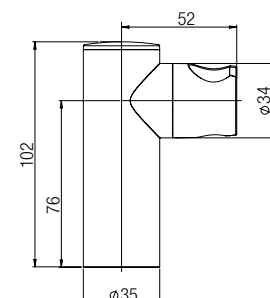
Supporto per "Duplex" esterno

Adjustable shower holder

Support pour "Duplex" extérieur

Soporte para "Duplex" exterior

Halter extern für "Duplex"

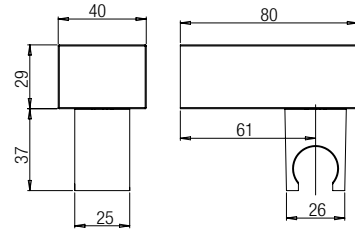


CR

6,00

82CR185

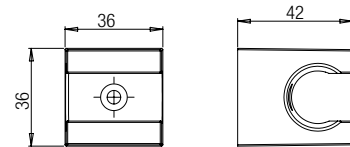
Supporto per "Duplex" esterno
 Adjustable shower holder
Support pour "Duplex" extérieur
 Soporte para "Duplex" exterior
Halter extern für "Duplex"



CR **11,00**

53CR186

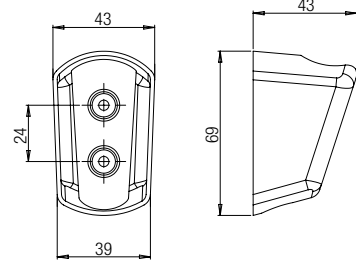
Supporto fisso a parete
 Fixed shower holder
Support mural fixe
 Soporte fijo mural
Fester Wandhalter



CR **4,00**

53CR186IG

Supporto fisso a parete
 Fixed shower holder
Support mural fixe
 Soporte fijo mural
Fester Wandhalter



CR **4,00**

shower power

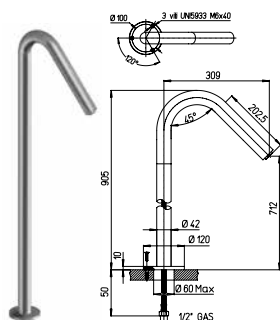




shower power

135

Bocca erogazione vasca a pavimento
Floor mounted spout
Bec au sol
Caño a suelo
Boden Auslauf

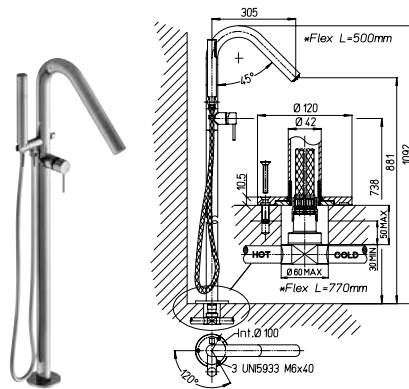


CR

670,00

78..136

Colonna vasca a pavimento con miscelazione tradizionale
Floor-mounted pillar bath system
Colonne de bain au sol avec mitigeur
Columna de bañadera a suelo
Boden-Badesystem mit Einhebelmischer

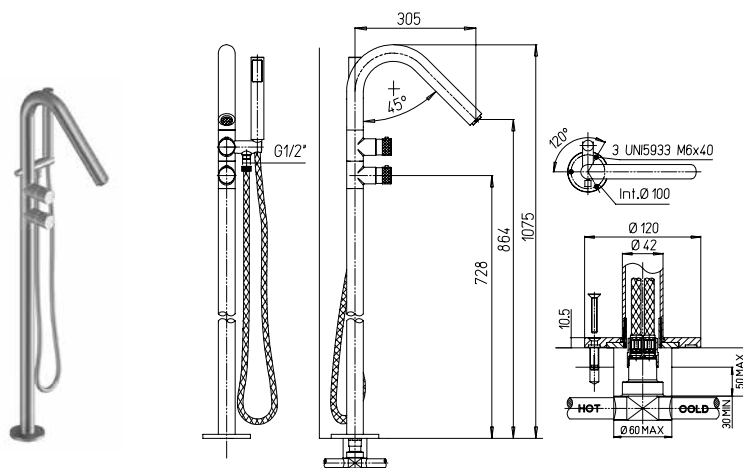


CR

1.049,00

136TH

Colonna vasca a pavimento con miscelatore termostatico
Floor-mounted pillar thermostatic bath system
Colonne de bain au sol avec mitigeur thermostatique
Columna termostática de bañadera a suelo
Boden-Thermostat-Badesystem mit Einhebelmischer

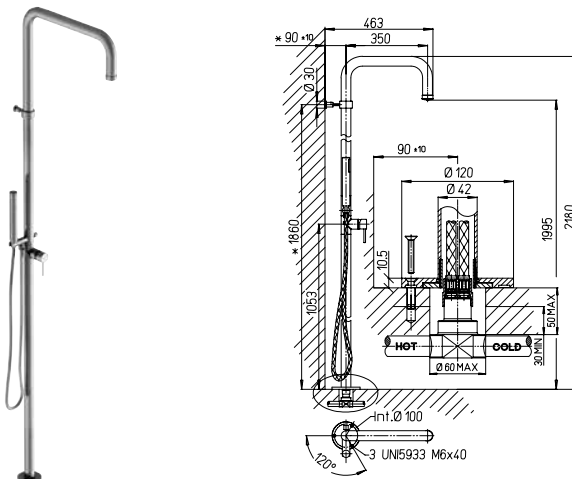


CR

1.166,00

78..145

Colonna doccia a pavimento con miscelazione tradizionale
Floor-mounted pillar shower system
Colonne de douche au sol avec mitigeur
Columna ducha a suelo
Boden-Duschsystem mit Einhebelmischer

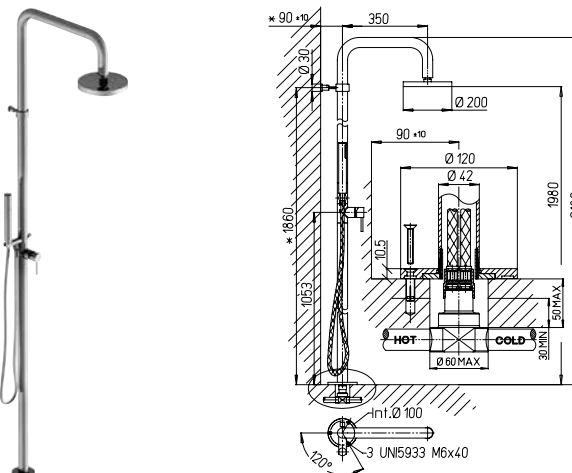


CR

1.274,00

78..145S

Colonna doccia a pavimento con miscelazione tradizionale e soffione ø 20
Floor-mounted pillar shower system with ø 20 showerhead
Colonne de douche au sol avec mitigeur et pomme de tête ø 20
Columna ducha a suelo con rociador de ø 20
Boden-Duschsystem mit Einhebelmischer und Brausekopf ø 20



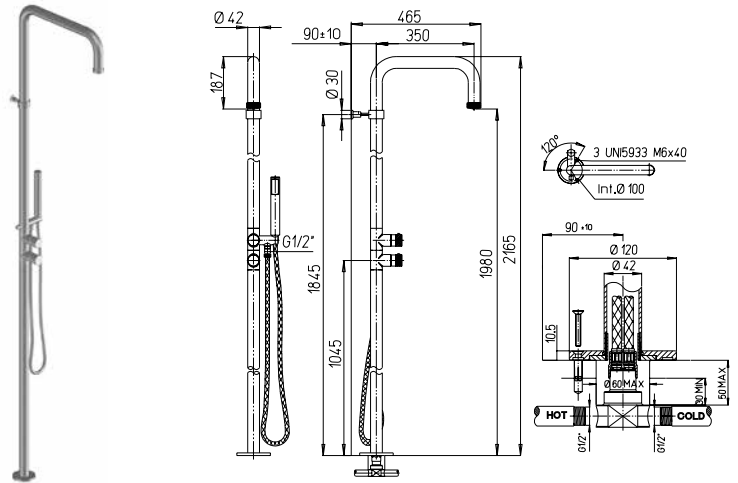
CR

1.406,00

145TH

Colonna doccia a pavimento con miscelatore termostatico
 Floor-mounted pillar thermostatic bath system
 Colonne de bain au sol avec mitigeur thermostatique
 Columna termostática de bañadera a suelo
 Boden-Thermostat-Badesystem mit Einhebelmischer

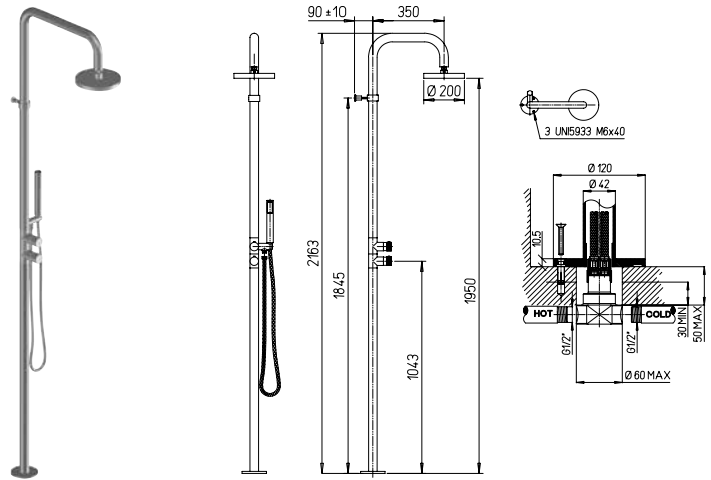
CR **1.506,00**



145THS

Colonna doccia a pavimento con miscelatore termostatico e soffione Ø 20
 Floor-mounted pillar thermostatic shower system with Ø 20 showerhead
 Colonne de douche au sol avec mitigeur thermostatique et pomme de tête Ø 20
 Columna ducha termostática a suelo con rociador de Ø 20
 Boden-Thermostat-Duschsystem mit Einhebelmischer und Brausekopf Ø 20

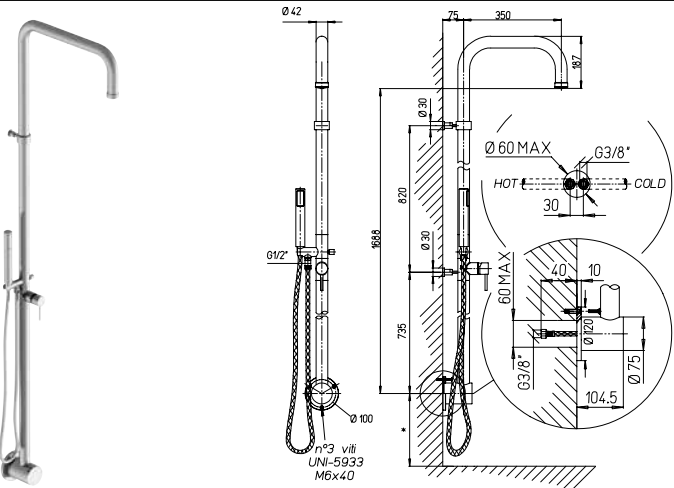
CR **1.646,00**



78..146

Colonna doccia a muro con miscelazione tradizionale
 Wall-mounted pillar shower system
 Colonne de douche mural avec mitigeur
 Columna ducha a muro
 Duschsystem für die Wandmontage

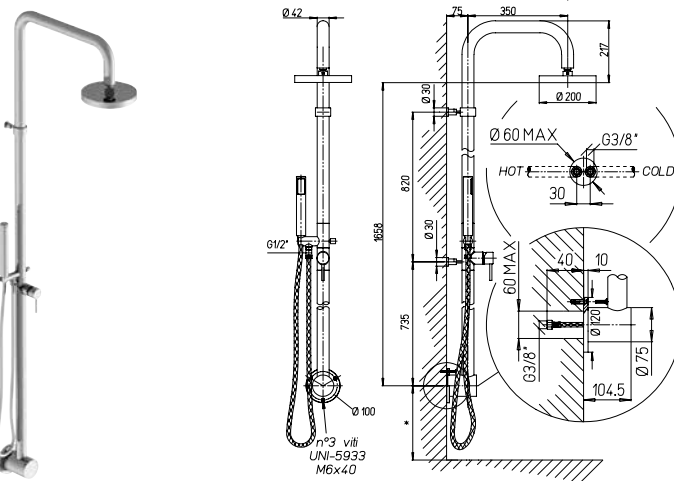
CR **1.213,00**



78..146S

Colonna doccia a muro con miscelazione tradizionale e soffione Ø 20
 Wall-mounted pillar shower system with Ø 20 showerhead
 Colonne de douche mural avec mitigeur et pomme de tête Ø 20
 Columna ducha a muro con rociador de Ø 20
 Duschsystem für die Wandmontage mit Brausekopf Ø 20

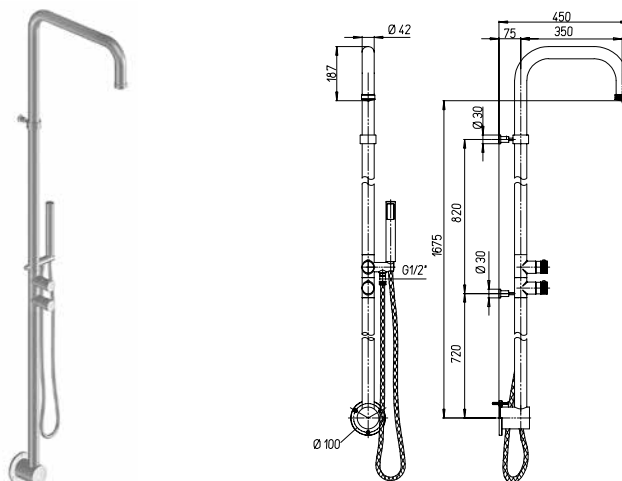
CR **1.352,00**



shower power

146TH

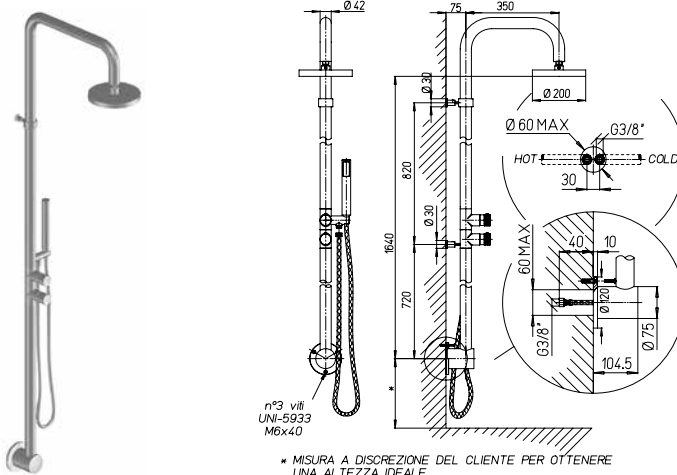
Colonna doccia a muro con miscelatore termostatico
 Wall-mounted pillar thermostatic shower system
 Colonne de douche mural avec mitigeur thermostatique
 Columna ducha termostática a muro
 Thermostat-Duschsystem für die Wandmontage



CR 1.440,00

146THS

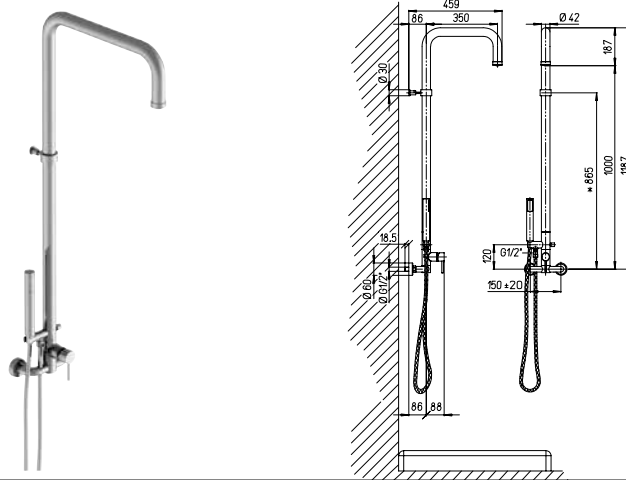
Colonna doccia a muro con miscelatore termostatico e soffione Ø 20
 Wall-mounted pillar thermostatic shower system with Ø 20 showerhead
 Colonne de douche mural avec mitigeur thermostatique et pomme de tête Ø 20
 Columna ducha termostática a muro con rociador de Ø 20
 Thermostat-Duschsystem für die Wandmontage mit Brausekopf Ø 20



CR 1.577,00

78..688

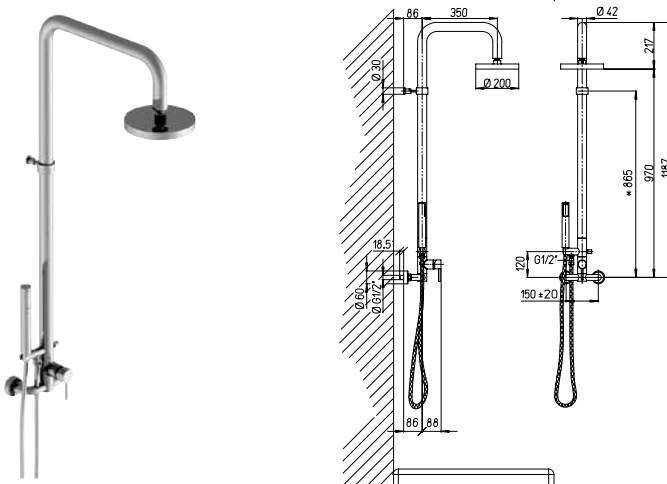
Colonna doccia a muro con miscelazione tradizionale, interasse mm 150
 Wall-mounted pillar shower system
 Colonne de douche mural
 Columna ducha a muro
 Duschsystem für die Wandmontage



CR 1.110,00

78..688S

Colonna doccia a muro con miscelazione tradizionale, interasse mm 150, soffione Ø 20
 Wall-mounted pillar shower system with Ø 20 showerhead
 Colonne de douche mural avec pomme de tête Ø 20
 Columna ducha a muro con rociador de Ø 20
 Duschsystem für die Wandmontage mit Brausekopf Ø 20



CR 1.139,00

US425

Deviatore rotativo incasso 3 uscite alta portata

3-way high-flow built-in rotary diverter valve

Déviateur rotatif encastré 3 sorties haut débit

Desviador giratorio empotrado 3 salidas de alto caudal

Drehumsteller für UP-Einbau, 3 Wege, hohe Leistung

RICAMBI / SPARE PARTS:

53CC956DRG40 CARTUCCIA / CARTRIDGE

SOLO DEVIAZIONE - SENZA CHIUSURA

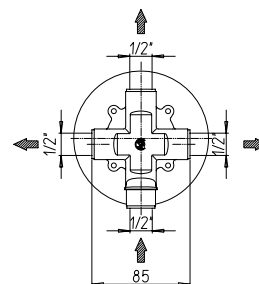
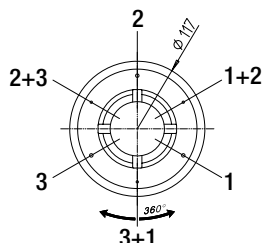
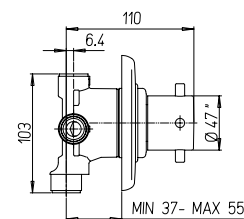
DEVIATION ONLY - WITHOUT CLOSURE

USCITE PRIMARIE (POSIZIONE 1-2-3)

PRIMARY WAYS (POSITIONS 1-2-3)

USCITE COMBinate (POSIZIONE [1+2] - [2+3] - [3+1])

COMBI WAYS (POSITION [1+2] - [2+3] - [3+1])



CR

137,00

78..425

Deviatore rotativo incasso 2 uscite

2-way built-in rotary diverter valve

Déviateur rotatif encastré 2 sorties

Desviador giratorio empotrado 2 salidas

Drehumsteller für UP-Einbau, 2 Wege

RICAMBI / SPARE PARTS:

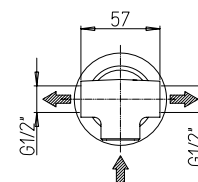
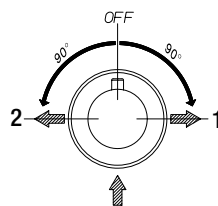
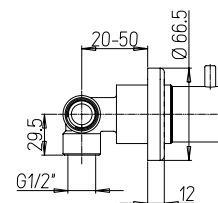
53CC956DEV35 CARTUCCIA / CARTRIDGE

DEVIAZIONE, CHIUSURA E REGOLAZIONE PORTATA

DEVIATION, CLOSING AND FLOW REGULATION

USCITE PRIMARIE (POSIZIONE 1-2)

PRIMARY WAYS (POSITIONS 1-2)



CR

73,00

deviatori da incasso

78..471D

Deviatore dinamico incasso 3 uscite

3-way dynamic built-in diverter valve

Déviateur dynamique encastré 3 sorties

Desviador dinámico empotrado 3 salidas

Dynamischer Umsteller für UP-Einbau, 3 Wege



RICAMBI / SPARE PARTS:

53CC956DDG40 CARTUCCIA / CARTRIDGE

DEVIAZIONE, CHIUSURA E REGOLAZIONE PORTATA

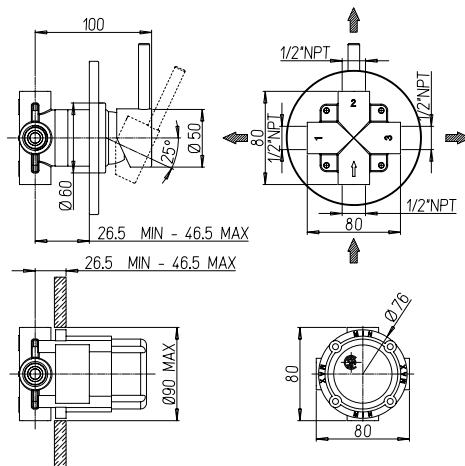
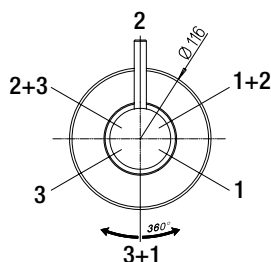
DEVIATION, CLOSING AND FLOW REGULATION

USCITE PRIMARIE (POSIZIONE 1-2-3)

PRIMARY WAYS (POSITIONS 1-2-3)

USCITE COMBinate (POSIZIONE [1+2] - [2+3] - [3+1])

COMBI WAYS (POSITION [1+2] - [2+3] - [3+1])



CR

123,00

78..471

Deviatore rotativo incasso 3 uscite

3-way built-in rotary diverter valve

Déviateur rotatif encastré 3 sorties

Desviador giratorio empotrado 3 salidas

Drehumsteller für UP-Einbau, 3 Wege



RICAMBI / SPARE PARTS:

53CC956DRG40 CARTUCCIA / CARTRIDGE

DEVIAZIONE, CHIUSURA E REGOLAZIONE PORTATA

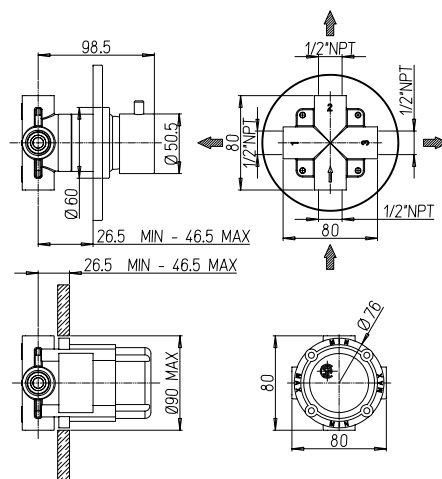
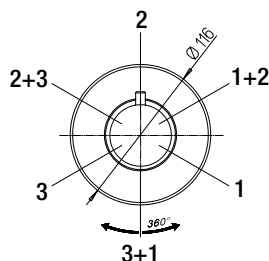
DEVIATION, CLOSING AND FLOW REGULATION

USCITE PRIMARIE (POSIZIONE 1-2-3)

USCITE PRIMARIE (POSIZIONE 1-2-3)

USCITE COMBinate (POSIZIONE [1+2] - [2+3] - [3+1])

USCITE COMBinate (POSIZIONE [1+2] - [2+3] - [3+1])



CR

133,00

PW

180,00

86..471

Deviatore rotativo incasso 3 uscite
 3-way built-in rotary diverter valve
Déviateur rotatif encastré 3 sorties
 Desviador giratorio empotrado 3 salidas
 Drehumsteller für UP-Einbau, 3 Wege

RICAMBI / SPARE PARTS:

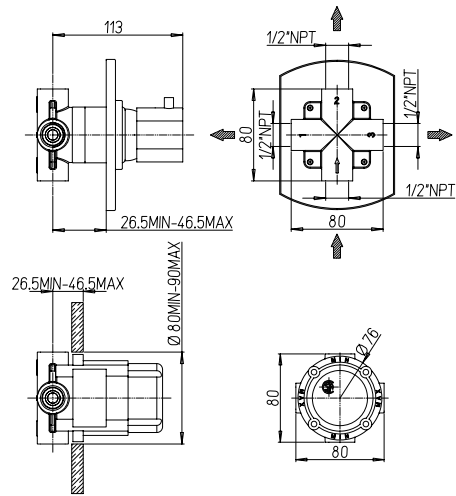
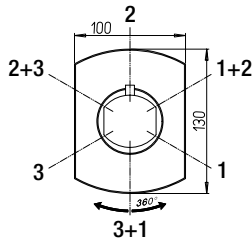
53CC956DRG40 CARTUCCIA / CARTRIDGE



DEVIAZIONE, CHIUSURA E REGOLAZIONE PORTATA
 DEVIATION, CLOSING AND FLOW REGULATION

USCITE PRIMARIE (POSIZIONE 1-2-3)
 PRIMARY WAYS (POSITIONS 1-2-3)

USCITE COMBinate (POSIZIONE [1+2] - [2+3] - [3+1])
 COMBINED WAYS (POSITIONS [1+2] - [2+3] - [3+1])



CR **133,00**

78..473D

Deviatore dinamico incasso 5 uscite
 5-way dynamic built-in diverter valve
Déviateur dynamique encastré 5 sorties
 Desviador dinámico empotrado 5 salidas
 Dynamischer Umsteller für UP-Einbau, 5 Wege

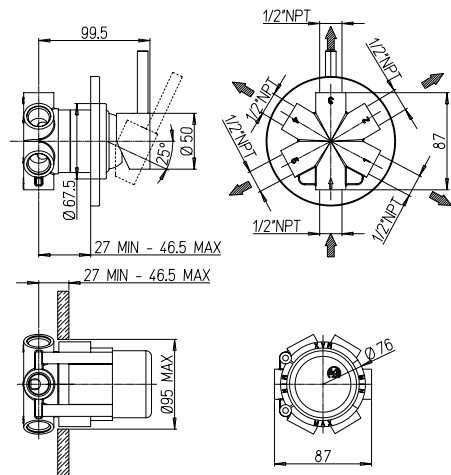
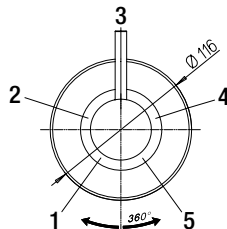
RICAMBI / SPARE PARTS:

53CC956DD5G47 CARTUCCIA / CARTRIDGE



DEVIAZIONE, CHIUSURA E REGOLAZIONE PORTATA
 DEVIATION, CLOSING AND FLOW REGULATION

USCITE PRIMARIE (POSIZIONE 1-2-3-4-5)
 PRIMARY WAYS (POSITIONS 1-2-3-4-5)



CR **144,00**

deviatori da incasso

78..473

Deviatore rotativo incasso 5 uscite

5-way built-in rotary diverter valve

Déviateur rotatif encastré 5 sorties

Desviador giratorio empotrado 5 salidas

Drehumsteller für UP-Einbau, 5 Wege



RICAMBI / SPARE PARTS:

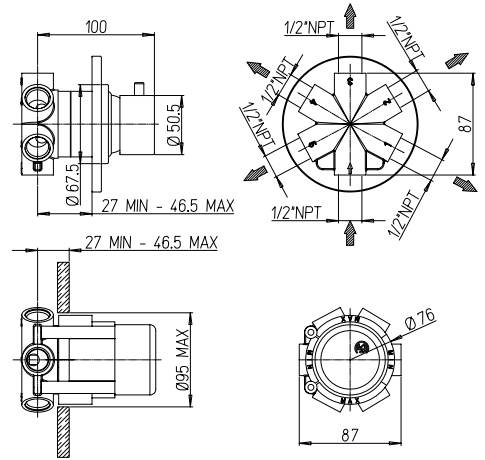
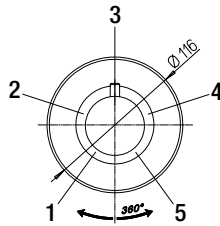
53CC956R05G47 CARTUCCIA / CARTRIDGE

SOLO DEVIAZIONE - SENZA CHIUSURA

DEVIATION ONLY - WITHOUT CLOSURE

USCITE PRIMARIE (POSIZIONE 1-2-3-4-5)

PRIMARY WAYS (POSITIONS 1-2-3-4-5)



CR

150,00

78..477D

Deviatore dinamico per pareti attrezzate 2 uscite
 2-way dynamic diverter valve for equipped walls
Déviateur dynamique pour parois équipées 2 sorties
 Desviador dinámico para paredes equipadas 2 salidas
Dynamischer Umsteller für ausgestattete Wände, 2 Wege



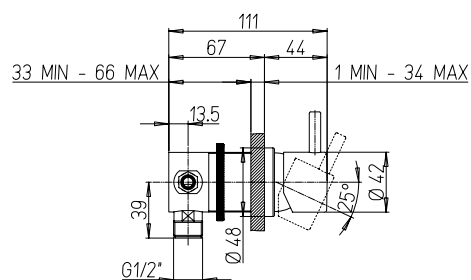
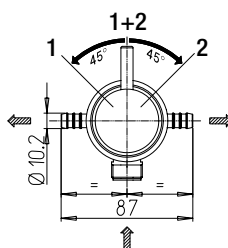
RICAMBI / SPARE PARTS:

53CC956GM CARTUCCIA / CARTRIDGE

DEVIAZIONE, CHIUSURA E REGOLAZIONE PORTATA
 DEVIATION, CLOSING AND FLOW REGULATION

USCITE PRIMARIE (POSIZIONE 1-2)
 PRIMARY WAYS (POSITIONS 1-2)

USCITE COMBinate (POSIZIONE [1+2])
 COMBI WAYS (POSITION [1+2])



CR **73,00**

78..477

Deviatore rotativo per pareti attrezzate 2 uscite
 2-way rotary diverter valve for equipped walls
Déviateur rotatif pour parois équipées 2 sorties
 Desviador giratorio para paredes equipadas 2 salidas
Drehumsteller für ausgestattete Wände, 2 Wege

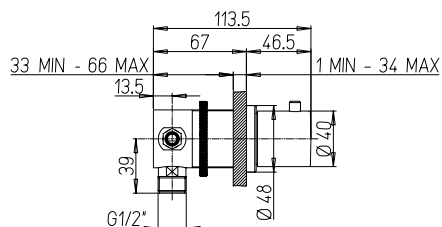
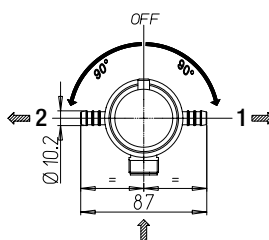


RICAMBI / SPARE PARTS:

53CC956DEV35 CARTUCCIA / CARTRIDGE

DEVIAZIONE, CHIUSURA E REGOLAZIONE PORTATA
 DEVIATION, CLOSING AND FLOW REGULATION

USCITE PRIMARIE (POSIZIONE 1-2)
 PRIMARY WAYS (POSITIONS 1-2)



CR **79,00**

deviatori per pareti doccia attrezzate

78..472D

Deviatore dinamico per pareti attrezzate 3 uscite

3-way dynamic diverter valve for equipped walls

Déviateur rotatif pour parois équipées 3 sorties

Desviador dinámico para paredes equipadas 3 salidas

Dynamischer Umsteller für ausgestattete Wände, 3 Wege



RICAMBI / SPARE PARTS:

53CC956DDG40 CARTUCCIA / CARTRIDGE

DEVIAZIONE, CHIUSURA E REGOLAZIONE PORTATA

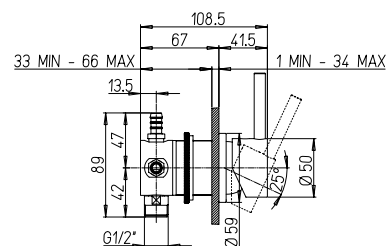
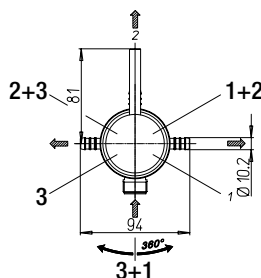
DEVIATION, CLOSING AND FLOW REGULATION

USCITE PRIMARIE (POSIZIONE 1-2-3)

PRIMARY WAYS (POSITIONS 1-2-3)

USCITE COMBinate (POSIZIONE [1+2] - [2+3] - [3+1])

COMBI WAYS (POSITION [1+2] - [2+3] - [3+1])



CR

97,00

78..472

Deviatore rotativo per pareti attrezzate 3 uscite

3-way rotary diverter valve for equipped walls

Déviateur dynamique pour parois équipées 3 sorties

Desviador giratorio para paredes equipadas 3 salidas

Drehumsteller für ausgestattete Wände, 3 Wege



RICAMBI / SPARE PARTS:

53CC956DRG40 CARTUCCIA / CARTRIDGE

SOLO DEVIAZIONE - SENZA CHIUSURA

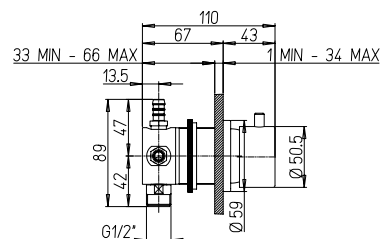
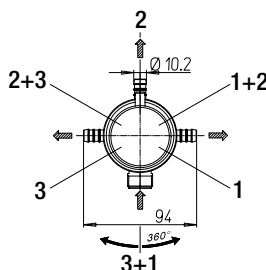
DEVIATION ONLY - WITHOUT CLOSURE

USCITE PRIMARIE (POSIZIONE 1-2-3)

PRIMARY WAYS (POSITIONS 1-2-3)

USCITE COMBinate (POSIZIONE [1+2] - [2+3] - [3+1])

COMBI WAYS (POSITION [1+2] - [2+3] - [3+1])



CR

102,00

78..474D

Deviatore dinamico per pareti attrezzate 5 uscite

5-way dynamic diverter valve for equipped walls

Déviateur rotatif pour parois équipées 5 sorties

Desviador dinámico para paredes equipadas 5 salidas

Dynamischer Umsteller für ausgestattete Wände, 5 Wege

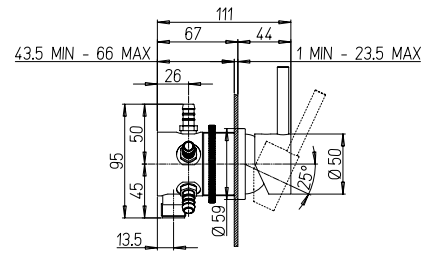
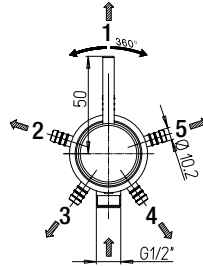


RICAMBI / SPARE PARTS:

53CC956DD5G47 CARTUCCIA / CARTRIDGE

DEVIAZIONE, CHIUSURA E REGOLAZIONE PORTATA
DEVIATION, CLOSING AND FLOW REGULATION

USCITE PRIMARIE (POSIZIONE 1-2-3-4-5)
PRIMARY WAYS (POSITIONS 1-2-3-4-5)



CR **121,00**

78..474

Deviatore rotativo per pareti attrezzate 5 uscite

5-way rotary diverter valve for equipped walls

Déviateur dynamique pour parois équipées 5 sorties

Desviador giratorio para paredes equipadas 5 salidas

Drehumsteller für ausgestatte Wände, 5 Wege

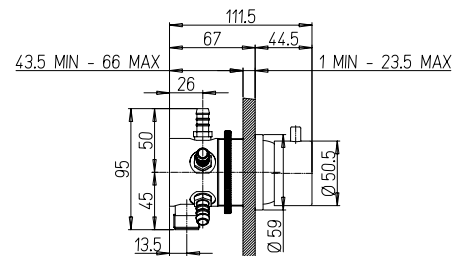
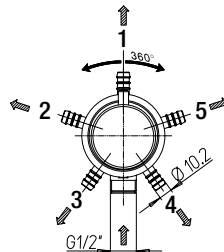


RICAMBI / SPARE PARTS:

53CC956R05G47 CARTUCCIA / CARTRIDGE

SOLO DEVIAZIONE - SENZA CHIUSURA
DEVIATION ONLY - WITHOUT CLOSURE

USCITE PRIMARIE (POSIZIONE 1-2-3-4-5)
PRIMARY WAYS (POSITIONS 1-2-3-4-5)



CR **126,00**

deviatori per pareti doccia attrezzate

78..437THD

Miscelatore termostatico per pareti attrezzate con deviatore dinamico 2 uscite - interasse variabile

Thermostatic mixer for equipped walls with 2-way dynamic diverter valve - variable centre distance

Mitigeur thermostatique pour parois équipées avec déviateur dynamique 2 sorties - entraxe variable

Mezclador termostático para paredes equipadas con desviador dinámico 2 salidas - distancia variable

Thermostatmischbatterie für ausgestattete Wände mit dynamischem Umsteller, 2 Wege - variierbarer Abstand



RICAMBI / SPARE PARTS:

53CC956GM CARTUCCIA / CARTRIDGE

REGOLAZIONE TEMPERATURA

TEMPERATURE CONTROL

DEVIAZIONE, CHIUSURA E REGOLAZIONE PORTATA

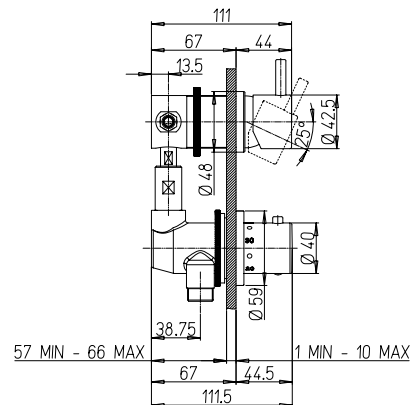
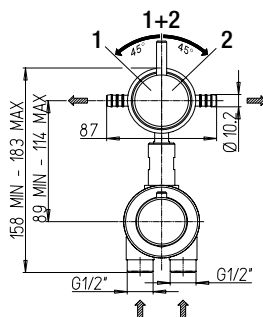
DEVIATION, CLOSING AND FLOW REGULATION

USCITE PRIMARIE (POSIZIONE 1-2)

PRIMARY WAYS (POSITIONS 1-2)

USCITE COMBinate (POSIZIONE [1+2])

COMBI WAYS (POSITION [1+2])



CR

169,00

78..438THD

Miscelatore termostatico per pareti attrezzate con deviatore dinamico 3 uscite - interasse variabile

Thermostatic mixer for equipped walls with 3-way dynamic diverter valve - variable centre distance

Mitigeur thermostatique pour parois équipées avec déviateur dynamique 3 sorties - entraxe variable

Mezclador termostático para paredes equipadas con desviador dinámico 3 salidas - distancia variable

Thermostatmischbatterie für ausgestattete Wände mit dynamischem Umsteller, 3 Wege - variierbarer Abstand



RICAMBI / SPARE PARTS:

53CC956DDG40 CARTUCCIA / CARTRIDGE

REGOLAZIONE TEMPERATURA

TEMPERATURE CONTROL

DEVIAZIONE, CHIUSURA E REGOLAZIONE PORTATA

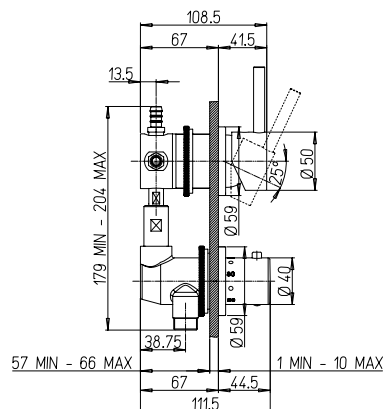
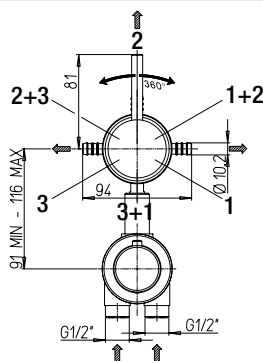
DEVIATION, CLOSING AND FLOW REGULATION

USCITE PRIMARIE (POSIZIONE 1-2-3)

PRIMARY WAYS (POSITIONS 1-2-3)

USCITE COMBinate (POSIZIONE [1+2] - [2+3] - [3+1])

COMBI WAYS (POSITION [1+2] - [2+3] - [3+1])



CR

166,00

78..439THD

Miscelatore termostatico per pareti attrezzate con deviatore dinamico 5 uscite - interasse variabile

Thermostatic mixer for equipped walls with 5-way dynamic diverter valve - variable centre distance

Mitigeur thermostatique pour parois équipées avec déviateur dynamique 5 sorties - entraxe variable

Mezclador termostático para paredes equipadas con desviador dinámico 5 salidas - distancia variable

Thermostatmischbatterie für ausgestattete Wände mit dynamischem Umsteller, 5 Wege - variierbarer Abstand



RICAMBI / SPARE PARTS:

53CC956DD5G47 CARTUCCIA / CARTRIDGE

REGOLAZIONE TEMPERATURA

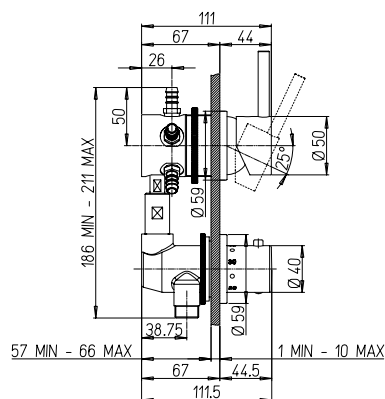
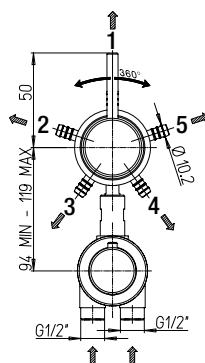
TEMPERATURE CONTROL

DEVIAZIONE, CHIUSURA E REGOLAZIONE PORTATA

DEVIATION, CLOSING AND FLOW REGULATION

USCITE PRIMARIE (POSIZIONE 1-2-3-4-5)

PRIMARY WAYS (POSITIONS 1-2-3-4-5)



CR

188,00

78..437

Miscelatore monocomando per pareti attrezzate con deviatore rotativo 2 uscite - interasse variabile

Single-lever mixer for equipped walls with 2-way rotary diverter valve - variable centre distance

Mitigeur monocommande pour parois équipées avec déviateur rotatif 2 sorties - entraxe variable

Mezclador monomando para paredes equipadas con desviador giratorio 2 salidas - distancia variable

Einhebelmischbatterie für ausgestattete Wände mit Drehumsteller, 2 Wege - variierbarer Abstand



RICAMBI / SPARE PARTS:

53CC956DEV35 CARTUCCIA / CARTRIDGE

REGOLAZIONE TEMPERATURA, CHIUSURA E REGOLAZIONE PORTATA

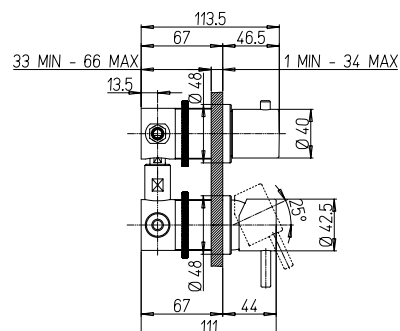
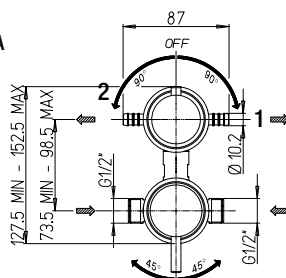
TEMPERATURE CONTROL, SHUT-OFF AND FLOW REGULATION

DEVIAZIONE, CHIUSURA E REGOLAZIONE PORTATA

DEVIATION, CLOSING AND FLOW REGULATION

USCITE PRIMARIE (POSIZIONE 1-2)

PRIMARY WAYS (POSITIONS 1-2)



CR

125,00

deviatori per pareti doccia attrezzate

78..438

Miscelatore monocomando per pareti attrezzate con deviatore rotativo 3 uscite - interasse variabile

Single-lever mixer for equipped walls with 3-way rotary diverter valve - variable centre distance

Mitigeur monocommande pour parois équipées avec déviateur rotatif 3 sorties - entraxe variable

Mezclador monomando para paredes equipadas con desviador giratorio 3 salidas - distancia variable

Einhebelmischbatterie für ausgestattete Wände mit Drehumsteller, 3 Wege - variierbarer Abstand



RICAMBI / SPARE PARTS:

53CC956DRG40 CARTUCCIA / CARTRIDGE

REGOLAZIONE TEMPERATURA, CHIUSURA E REGOLAZIONE PORTATA

TEMPERATURE CONTROL, SHUT-OFF AND FLOW REGULATION

SOLO DEVIAZIONE

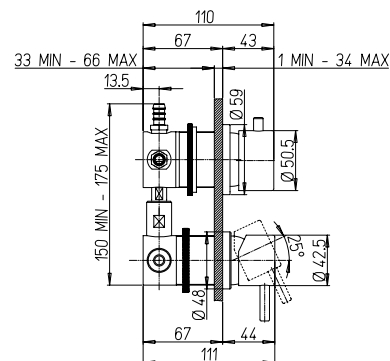
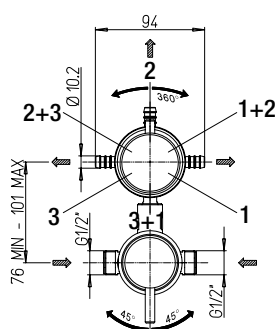
DEVIATION ONLY

USCITE PRIMARIE (POSIZIONE 1-2-3)

PRIMARY WAYS (POSITIONS 1-2-3)

USCITE COMBinate (POSIZIONE [1+2] - [2+3] - [3+1])

COMBI WAYS (POSITION [1+2] - [2+3] - [3+1])



CR

175,00

78..439

Miscelatore monocomando per pareti attrezzate con deviatore rotativo 5 uscite - interasse variabile

Single-lever mixer for equipped walls with 5-way rotary diverter valve - variable centre distance

Mitigeur monocommande pour parois équipées avec déviateur rotatif 5 sorties - entraxe variable

Mezclador monomando para paredes equipadas con desviador giratorio 5 salidas - distancia variable

Einhebelmischbatterie für ausgestattete Wände mit Drehumsteller, 5 Wege - variierbarer Abstand



RICAMBI / SPARE PARTS:

53CC956R05G47 CARTUCCIA / CARTRIDGE

REGOLAZIONE TEMPERATURA, CHIUSURA E REGOLAZIONE PORTATA

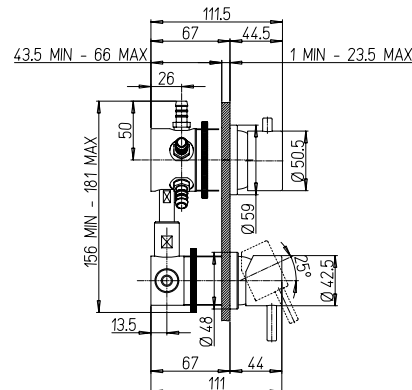
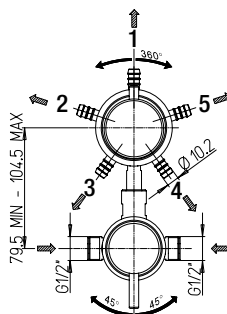
TEMPERATURE CONTROL, SHUT-OFF AND FLOW REGULATION

SOLO DEVIAZIONE

DEVIATION ONLY

USCITE PRIMARIE (POSIZIONE 1-2-3-4-5)

PRIMARY WAYS (POSITIONS 1-2-3-4-5)



CR

196,00

42..693

Miscelatore doccia per pareti attrezzate o bordo vasca

Single-lever shower mixer for equipped walls or deck use

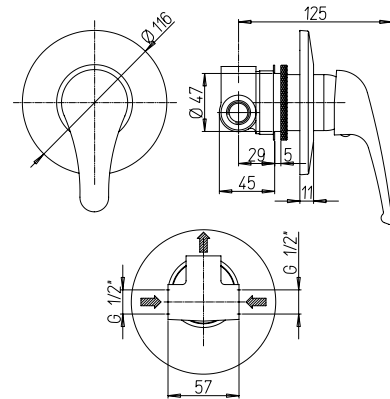
Mitigeur douche à encastrer mural ou sur gorge

Mezclador ducha empotrado

Einbau Brausebatterie

RICAMBI / SPARE PARTS:

53CC956G40DAP CARTUCCIA / CARTRIDGE



CR

97,00

42..694

Miscelatore doccia per pareti attrezzate o bordo vasca, con deviatore (2 uscite 1/2" F)

Single-lever shower mixer for equipped walls or deck use, with diverter (2 exits 1/2" F)

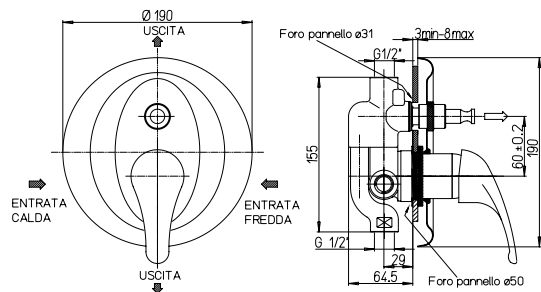
Mitigeur douche à encastrer mural ou sur gorge avec inverseur (2 voies 1/2" F)

Mezclador ducha empotrado con inversor (2 vías 1/2" F)

Einbau Brausebatterie mit Umsteller (2 Wege 1/2" F)

RICAMBI / SPARE PARTS:

53CC956G40DAP CARTUCCIA / CARTRIDGE



CR

150,00

42..695

Miscelatore doccia per pareti attrezzate o bordo vasca, con deviatore (3 uscite 1/2" M)

Single-lever shower mixer for equipped walls or deck use, with diverter (3 exits 1/2" M)

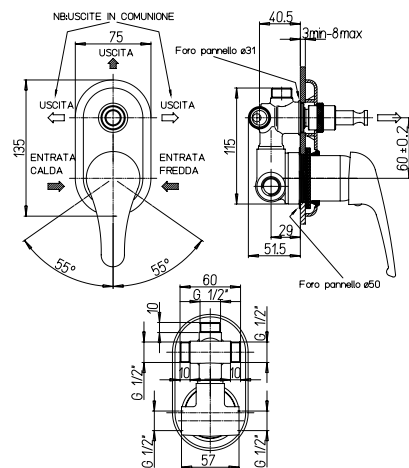
Mitigeur douche à encastrer mural ou sur gorge avec inverseur (3 voies 1/2" M)

Mezclador ducha empotrado con inversor (3 vías 1/2" M)

Einbau Brausebatterie mit Umsteller (3 Wege 1/2" M)

RICAMBI / SPARE PARTS:

53CC956G40DAP CARTUCCIA / CARTRIDGE



CR

115,00



ÓPaini



Le doccette sono dotate di diversi tipi di getto: spray, soft spray, soft spray massage, soft massage e massage, per garantire sempre una doccia personalizzata in ogni particolare.



Spray



Soft spray
massage



Soft
spray



Massage



Soft
massage



Cascata



Soffione
regolabile



Soffioni doccia
acciaio inox
ultrapiatti (AISI 304)



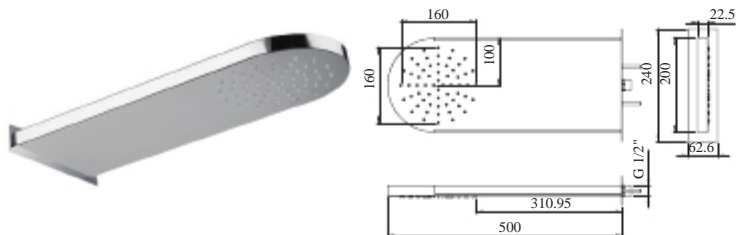
Altezza
regolabile



Starflex pvc
cm 175 doppia
calotta girevole







SOFFIONE

anticalcare in acciaio inox
a parete senza cascata

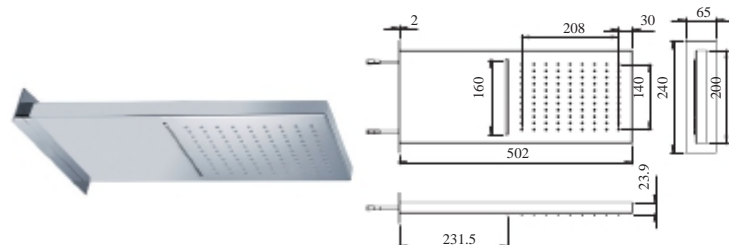
CR

50CR750ZC1P1 con cascata

€990,00

50CR750Z1P1 senza cascata

€875,00



SOFFIONE

anticalcare in acciaio inox a parete

CR

50CR750ZC2P1 con cascata

€735,00

50CR750Z2P1 senza cascata

€645,00



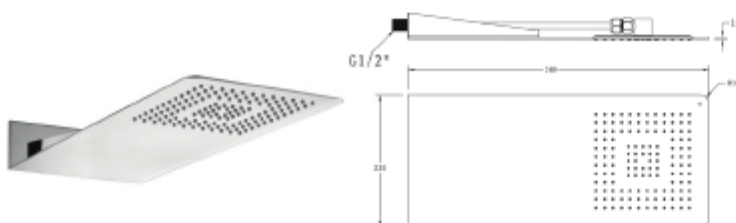
SOFFIONE

anticalcare in acciaio inox a parete

CR

50CR750SW50BI senza cascata

€660,00



SOFFIONE

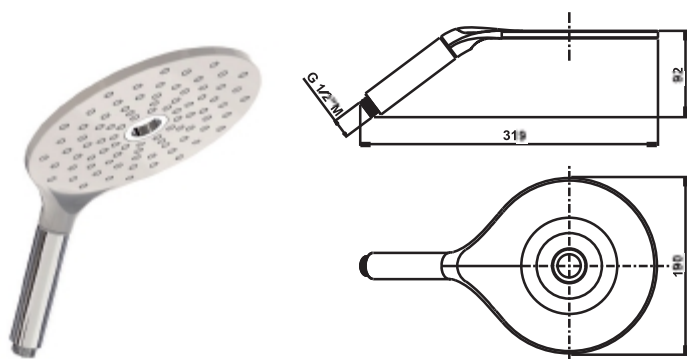
anticalcare in acciaio inox a parete

CR

50CR750FL50BI senza cascata

€660,00





DOCCE TTA

anticalcare in ABS

CR

1 getto

Colori standard:
bianco e nero



€47,00

Colori extra:
grigio antracite, blu, rosso ciliegia,
viola ciclamino, verde lime, oro

€74,00



SALISCENDI



COLORI STANDARD:

bianco

nero



OPaini



COLORI EXTRA:



grigio antracite



blu



rosso ciliegia



viola ciclamino



verde lime



oro

SALISCENDI

Doccia saliscendi con lastra in acciaio inox satinato e resina acrilica 45x820 mm, doccetta, supporto reggidoccia magnetico tondo, flessibile in acciaio inox cromato doppia aggraffatura con calotta conica girevole 1/2''F


CR

1 getto

Colori standard:

50CR129BOMA bianco - **50CR129NRMA** nero


€130,00

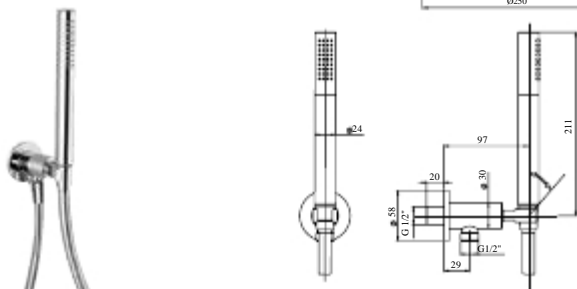
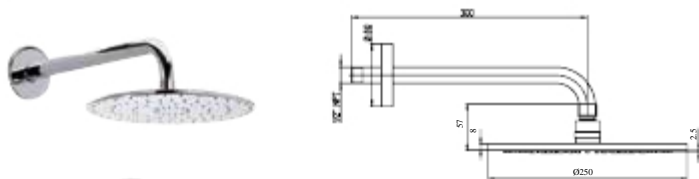
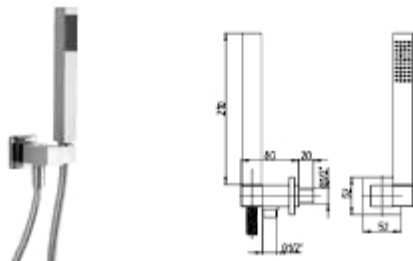
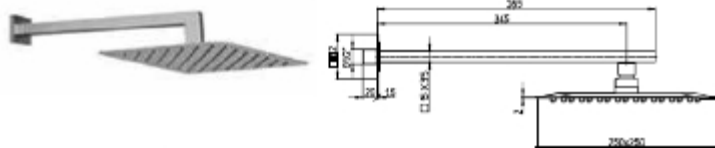


Colori extra:

grigio antracite, blu, rosso ciliegia, viola ciclamino, verde lime, oro

€199,00





50CR441P6

**Kit doccia completo quadro soffione doccia
inox 25x25 + braccio + kit art.440**

CR

€352,00

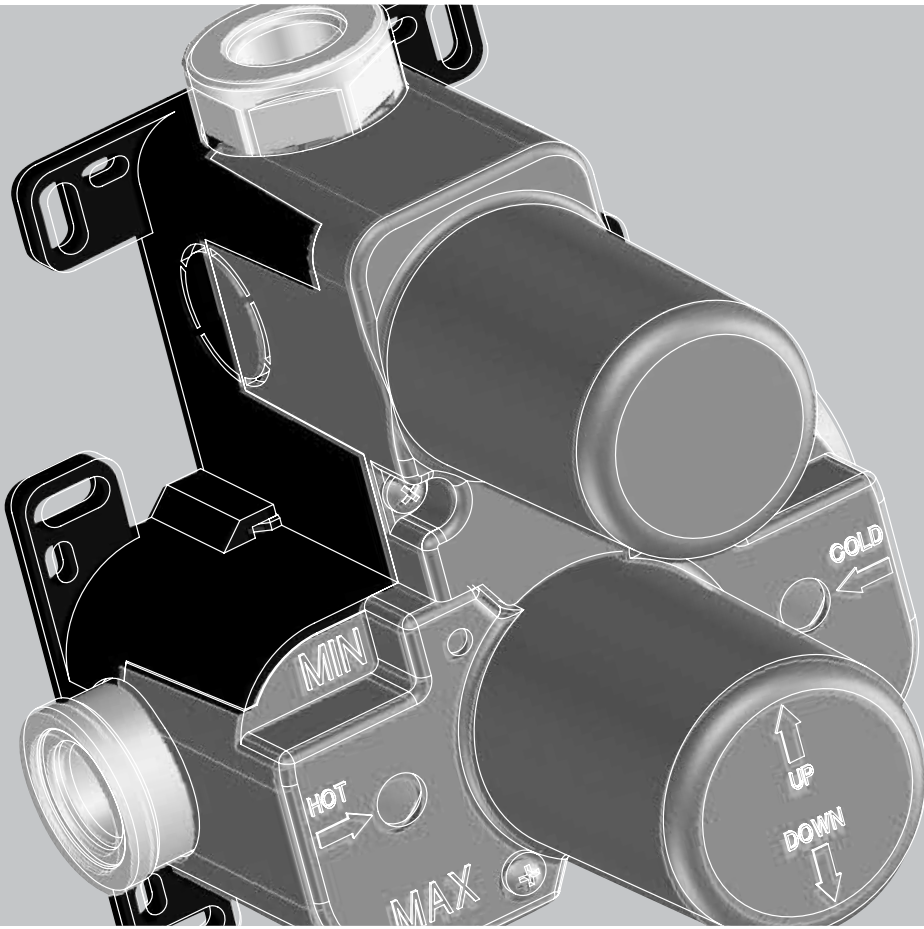
50CR441P4

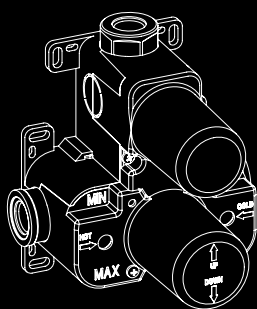
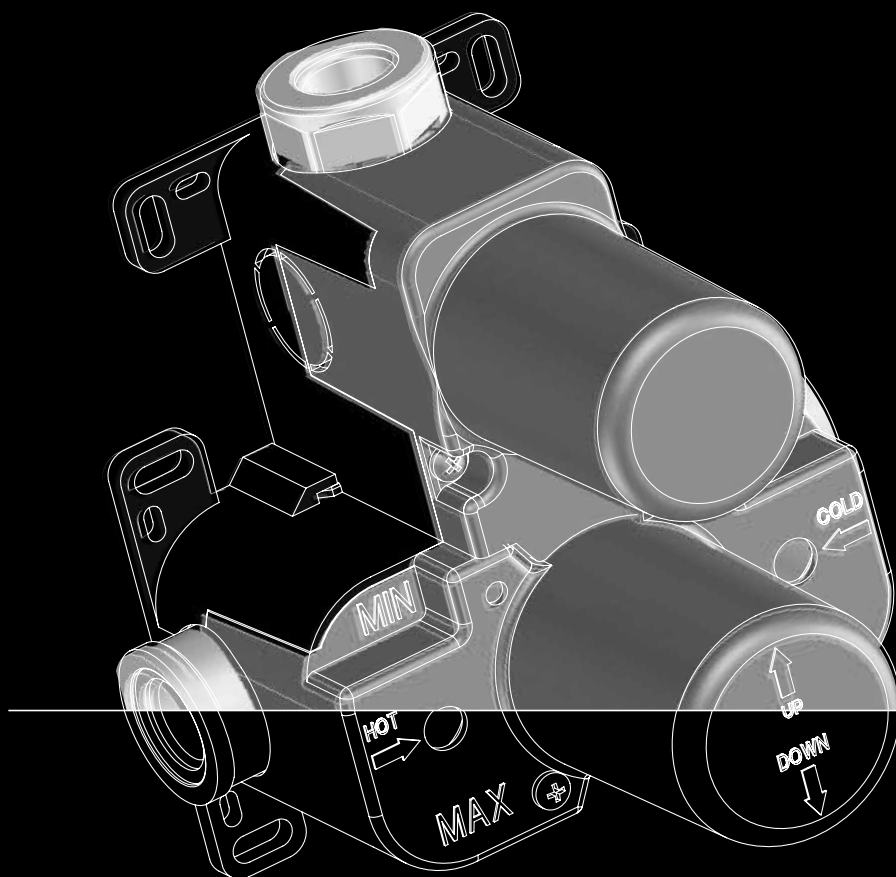
**Kit doccia completo tondo soffione doccia
inox 25x25 + braccio + kit art.440**

CR

€303,00

**water
box**

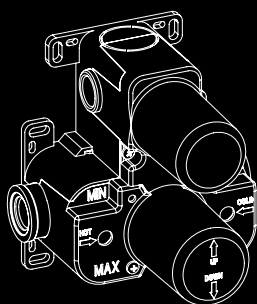




WATER BOX 690TH / 691TH - Miscelatore Universale Termostatico

Water Box il nostro sistema modulare da incasso.

Risolve il problema della scelta immediata della rubinetteria che si vuole acquistare. Infatti Water Box è un unico gruppo doccia adattabile a svariate serie di articoli per arredare l'ambiente bagno con assoluta tranquillità.



WATER BOX 690TH / 691TH - Universal Thermostatic Mixer

Water Box is our fully built-in modular system.

A solution to avoid the immediate choice of your tap fittings. Water Box is the only built-in shower system adaptable to several tap series to furnish your bathroom in total calm.

50CC690WB

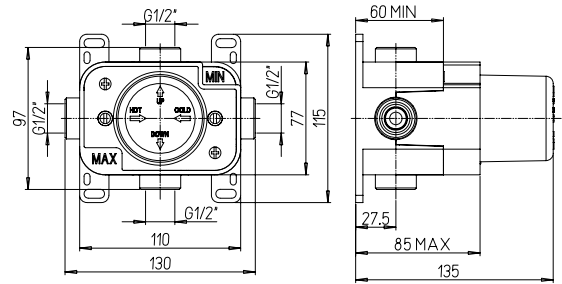
Gruppo doccia incasso universale

Universal built-in shower mixer

Mitigeur douche universel

Mezclador ducha empotrado universal

Universal Einbau Brausebatterie



100,00

50CC691WB

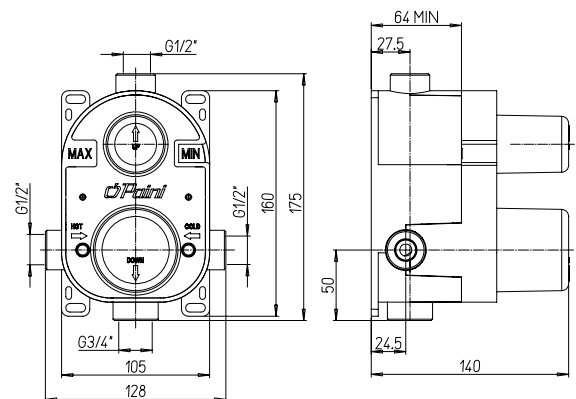
Gruppo doccia incasso universale con deviatore

Universal built-in shower mixer with diverter

Mitigeur douche à encastrer universel avec inverseur

Mezclador ducha empotrado universal con llave de paso

Universal einbau Brausebatterie mit Umstellung



142,00

50CC690THWB

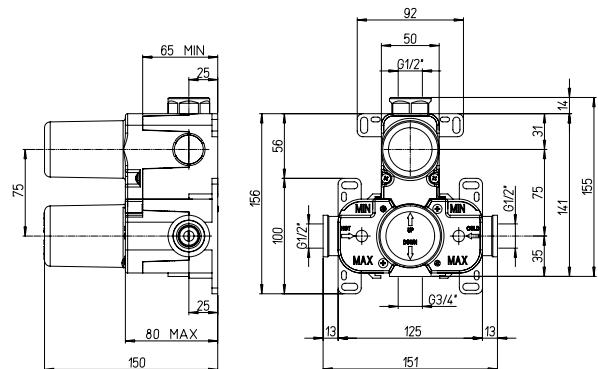
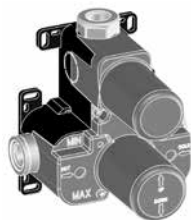
Gruppo doccia incasso termostatico universale con rubinetto di arresto 1 uscita

Universal built-in thermostatic shower mixer with 1 way stop valve

Mitigeur douche thermostatique à encastrer universel avec robinet d'arrêt 2 sortie

Mezclador termostático ducha empotrado universal con llave de paso 2 salidas

Universal einbau Thermostat-Brausebatterie mit Absperventil 2 Weg



142,00

50CC691THWB

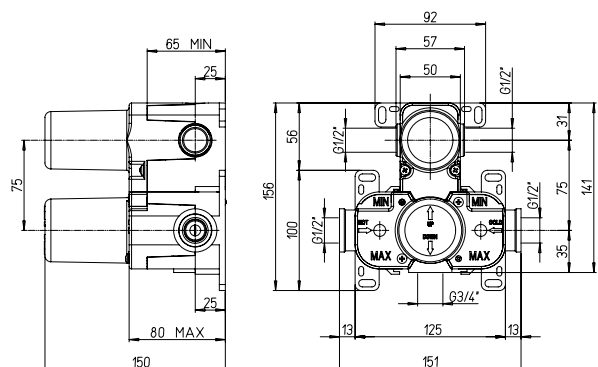
Gruppo doccia incasso termostatico universale con deviatore 2 uscite

Universal built-in thermostatic shower mixer with 2 ways diverter

Mitigeur douche thermostatique universel à encastrer avec inverseur, 2 sorties

Mezclador termostático ducha empotrado universal con inversor 2 salidas

Universal einbau Thermostat-Brausebatterie mit Umstellung 2-Wege



154,00

50CR691TH3WB

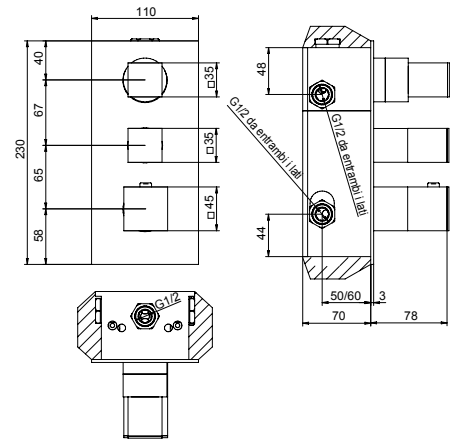
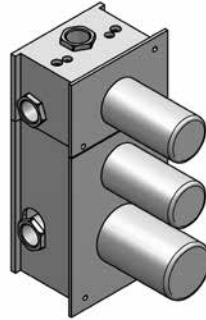
Gruppo doccia incasso termostatico universale con deviatore 3 uscite

Universal built-in thermostatic shower mixer with 3 ways diverter

Mitigeur douche thermostatique universel à encastrer avec inverseur, 3 sorties

Mezclador termostático ducha empotrado universal con inversor 3 salidas

Universal einbau Thermostat-Brausebatterie mit Umstellung 3-Wege



714,00

50CR691TH5WB

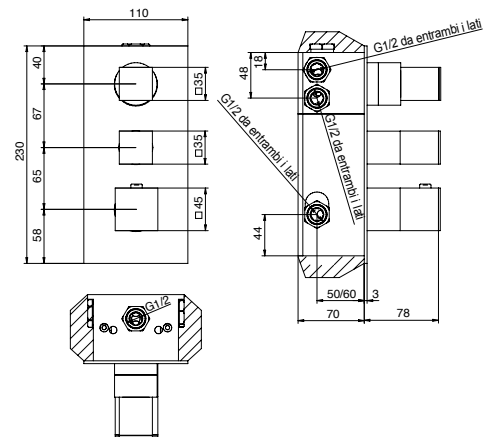
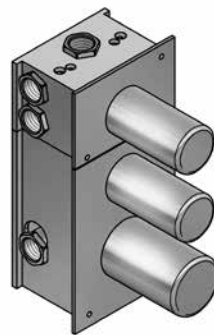
Gruppo doccia incasso termostatico universale con deviatore 5 uscite

Universal built-in thermostatic shower mixer with 5 ways diverter

Mitigeur douche thermostatique universel à encastrer avec inverseur, 5 sorties

Mezclador termostático ducha empotrado universal con inversor 5 salidas

Universal einbau Thermostat-Brausebatterie mit Umstellung 5-Wege

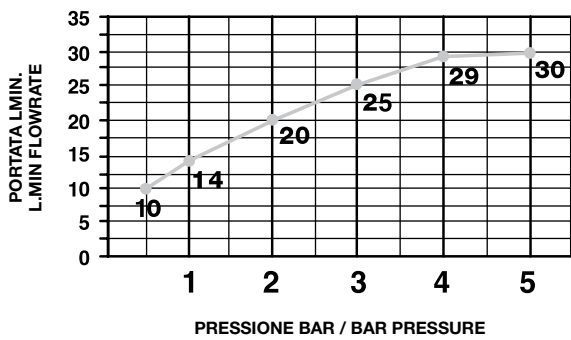
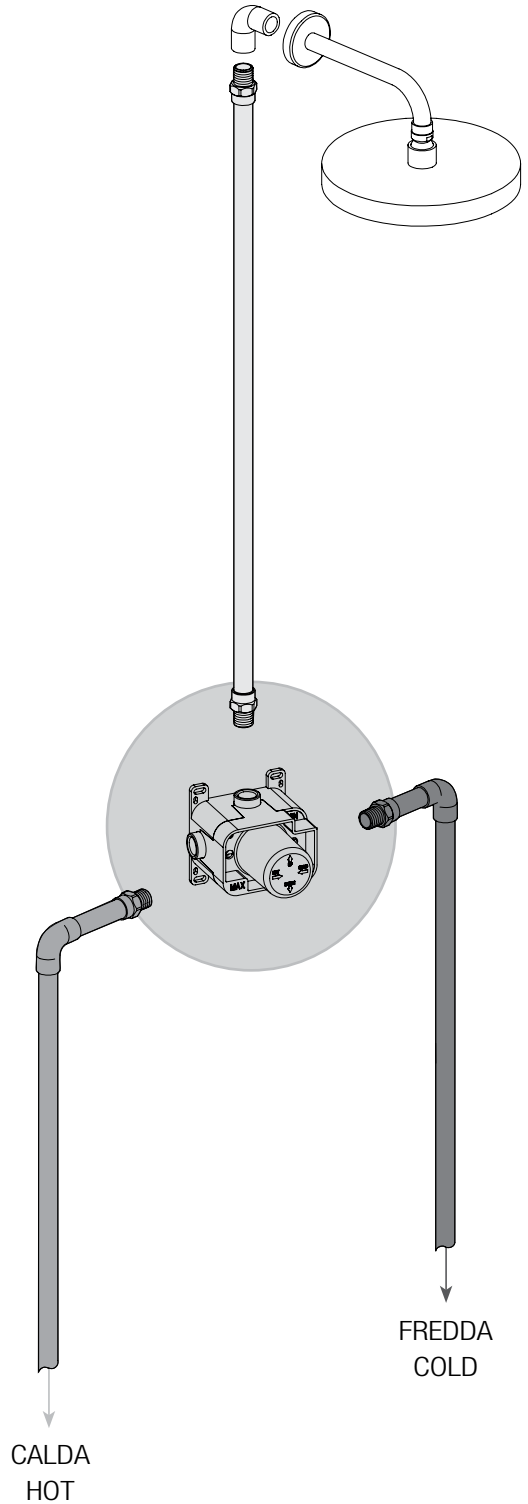


786,00

water box 690



1 uscita superiore





89..697SET LADY



CR	105,00
OP - PW - YO - BD	142,00

86..697SET OVO



CR	105,00
PW	142,00

84..697SET DAX R



CR	105,00
BD - YO	142,00
PW	142,00

78..697SET COX



CR	105,00
PW	142,00

90..697SET LE MANS



CR	105,00
----	---------------

92..697SET ARENA

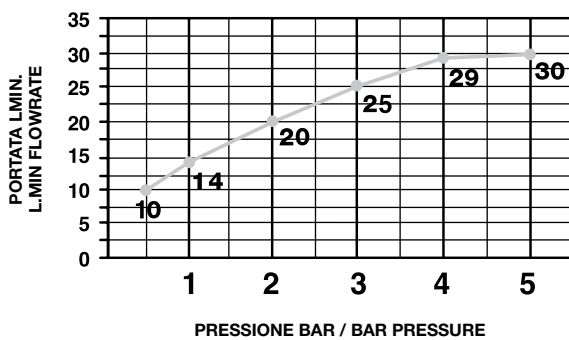
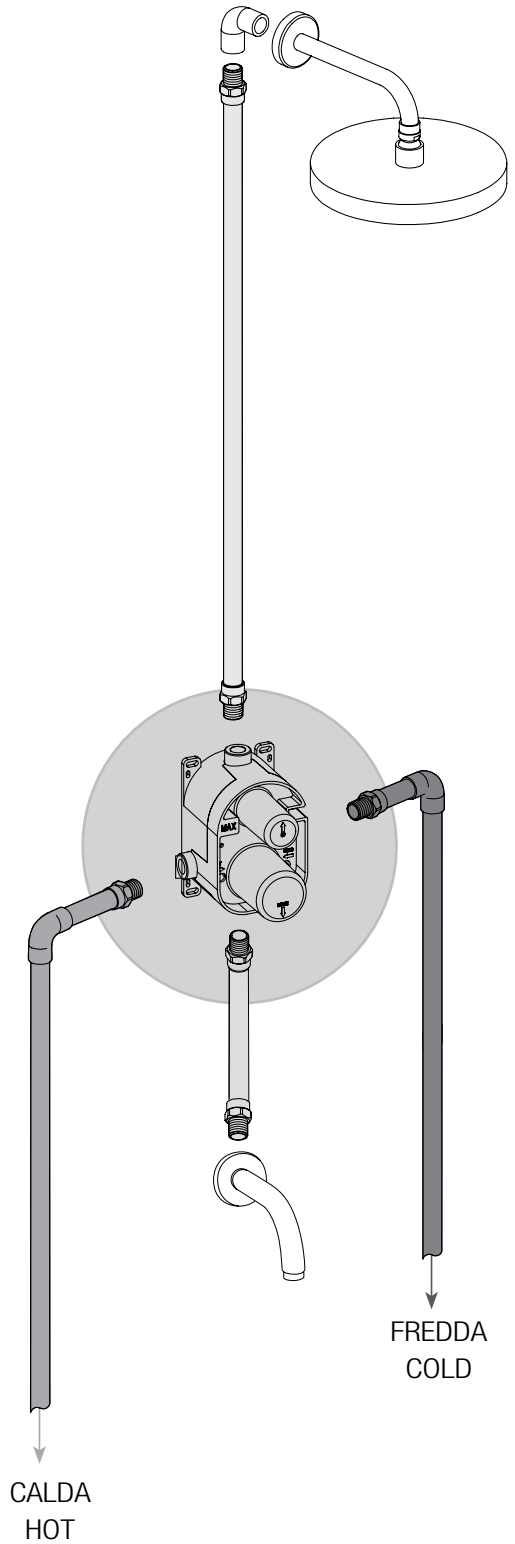



CR	105,00
----	---------------

water box 691



**2 uscite
superiore e
inferiore**





89..797SET LADY



CR **126,00**
 OP - PW - YO - BD **170,00**

86..797SET OVO



CR **126,00**
 PW **170,00**

84..797SET DAX R



CR **126,00**
 BD - YO **170,00**
 PW **170,00**

78..797SET COX



CR **126,00**
 PW **170,00**

90..797SET LE MANS



CR **126,00**

92..797SET ARENA



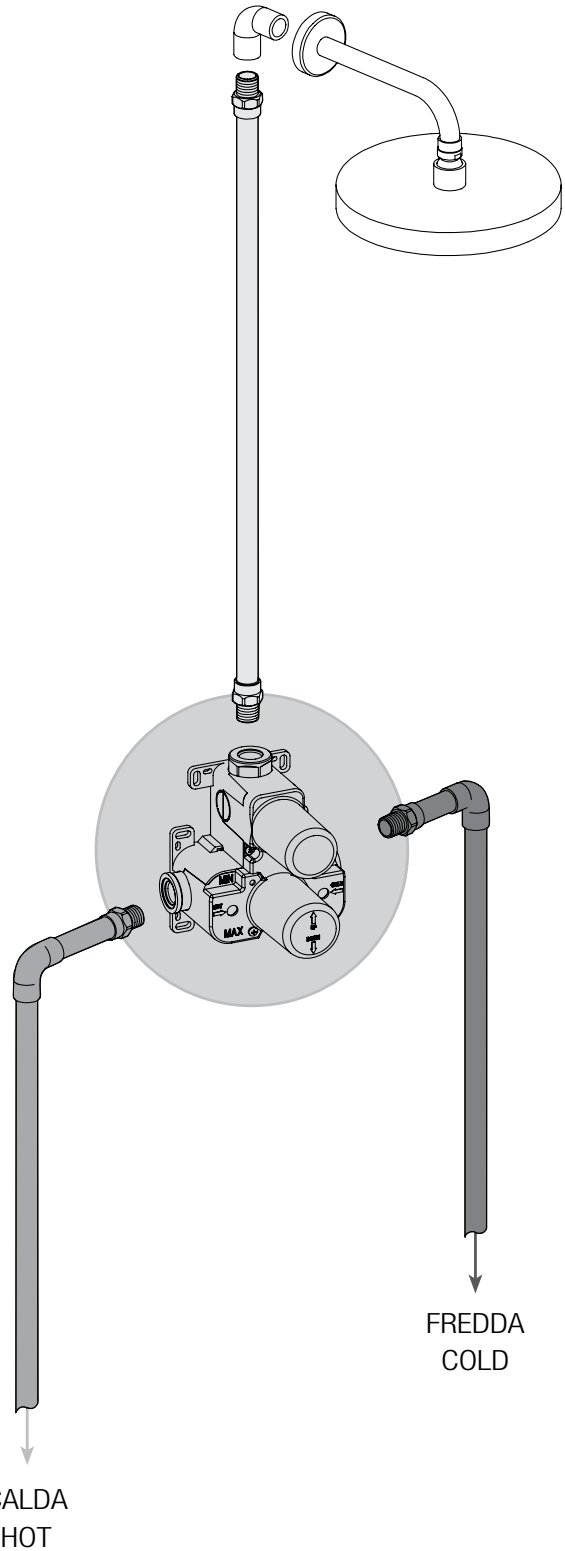
CR **126,00**



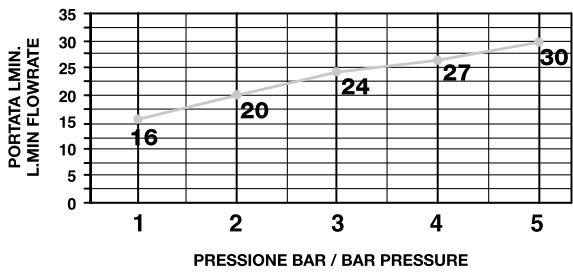
water box 690TH


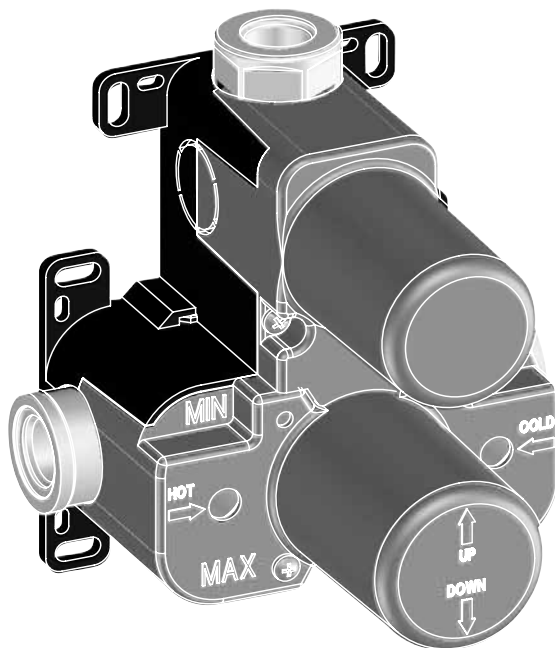


1 uscita superiore



LATO USCITA DOCCIA - Scarico libero a 38°
SHOWER OUTLET - 38° waste





89..690THWBSET LADY



CR € 178,50
OP - PW - YO - BD € 241,00

86..690THWBSET OVO



CR € 178,50
PW € 241,00

84..690THWBSET DAX R



CR € 178,50
BD - YO € 241,00
PW € 241,00

78..690THWBSET COX



CR € 178,50
PW € 241,00

92..690THWBSET ARENA



CR € 178,50

73..690THWBSET MORGANA



CR € 178,50
OP - PW € 241,00

88..690THWBSET DUOMO



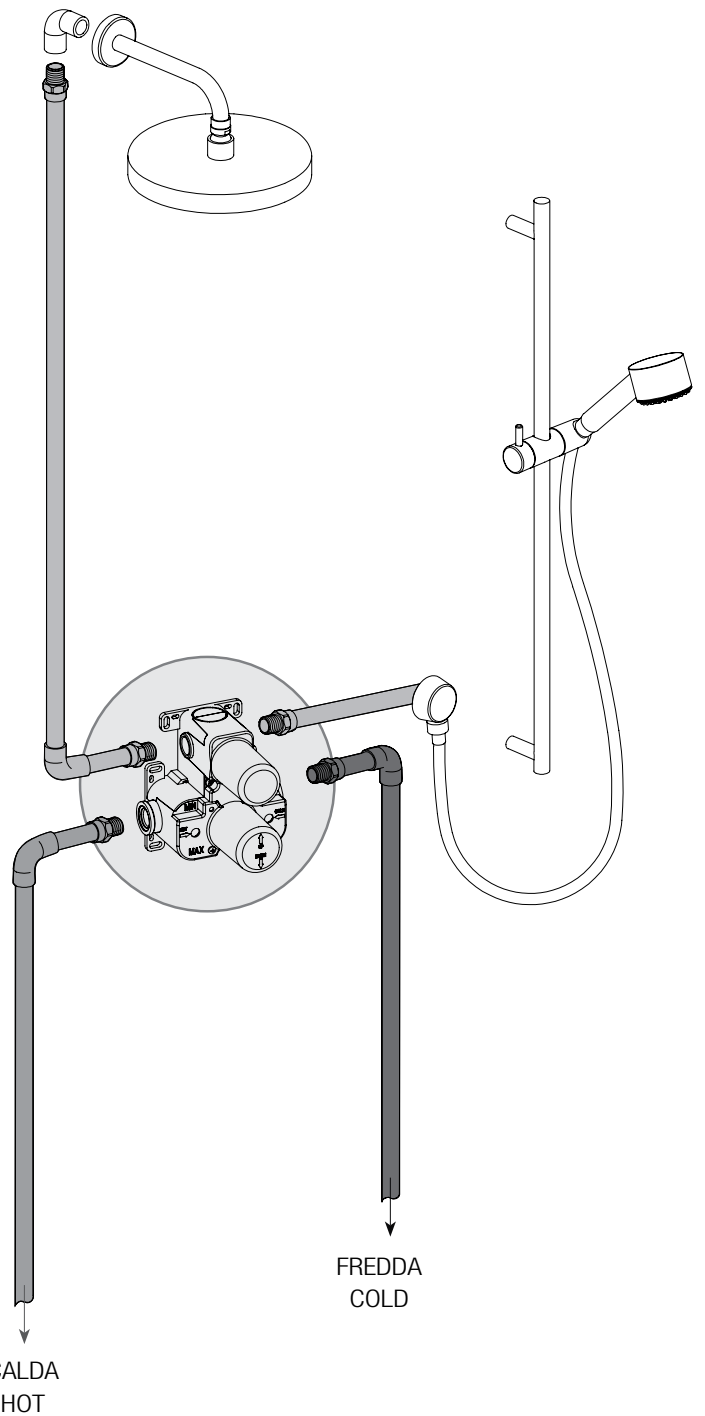
CR € 178,50
OP - PW € 241,00



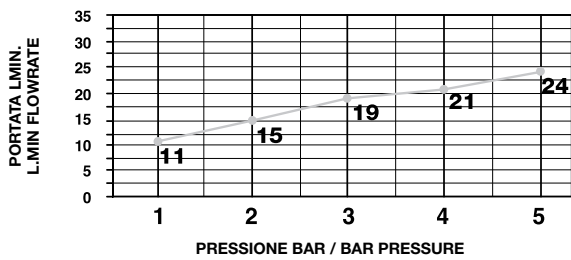
water box 691TH




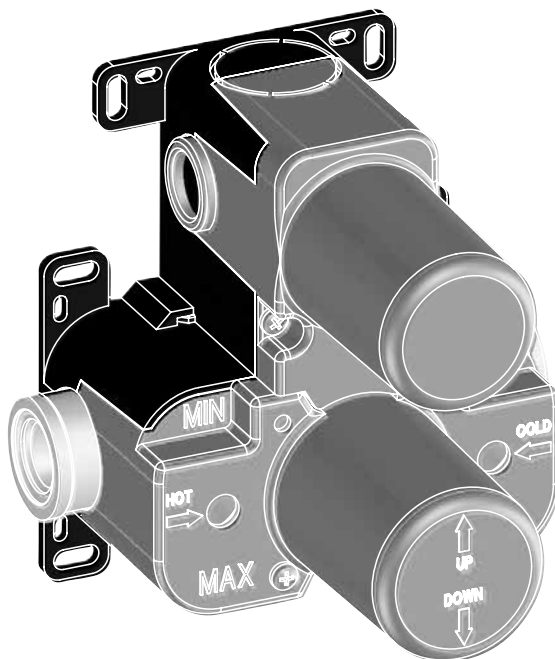
2 uscite



LATO USCITA DOCCIA - Scarico libero a 38°
SHOWER OUTLET - 38° waste



(*) in questo caso le uscite sono due, comandate da cartuccia deviatrice.
 (*) two outlets in this case, controlled by a diverting cartridge.



89..691THWBSET LADY



CR **€ 178,50**
OP - PW - YO - BD **€ 241,00**

86..691THWBSET OVO



CR **€ 178,50**
PW **€ 241,00**

84..691THWBSET DAX R



CR **€ 178,50**
BD - YO **€ 241,00**
PW **€ 241,00**

78..691THWBSET COX



CR **€ 178,50**
PW **€ 241,00**

92..691THWBSET ARENA



CR **€ 178,50**

73..691THWBSET MORGANA




CR **€ 178,50**
OP - PW **€ 241,00**

88..691THWBSET DUOMO

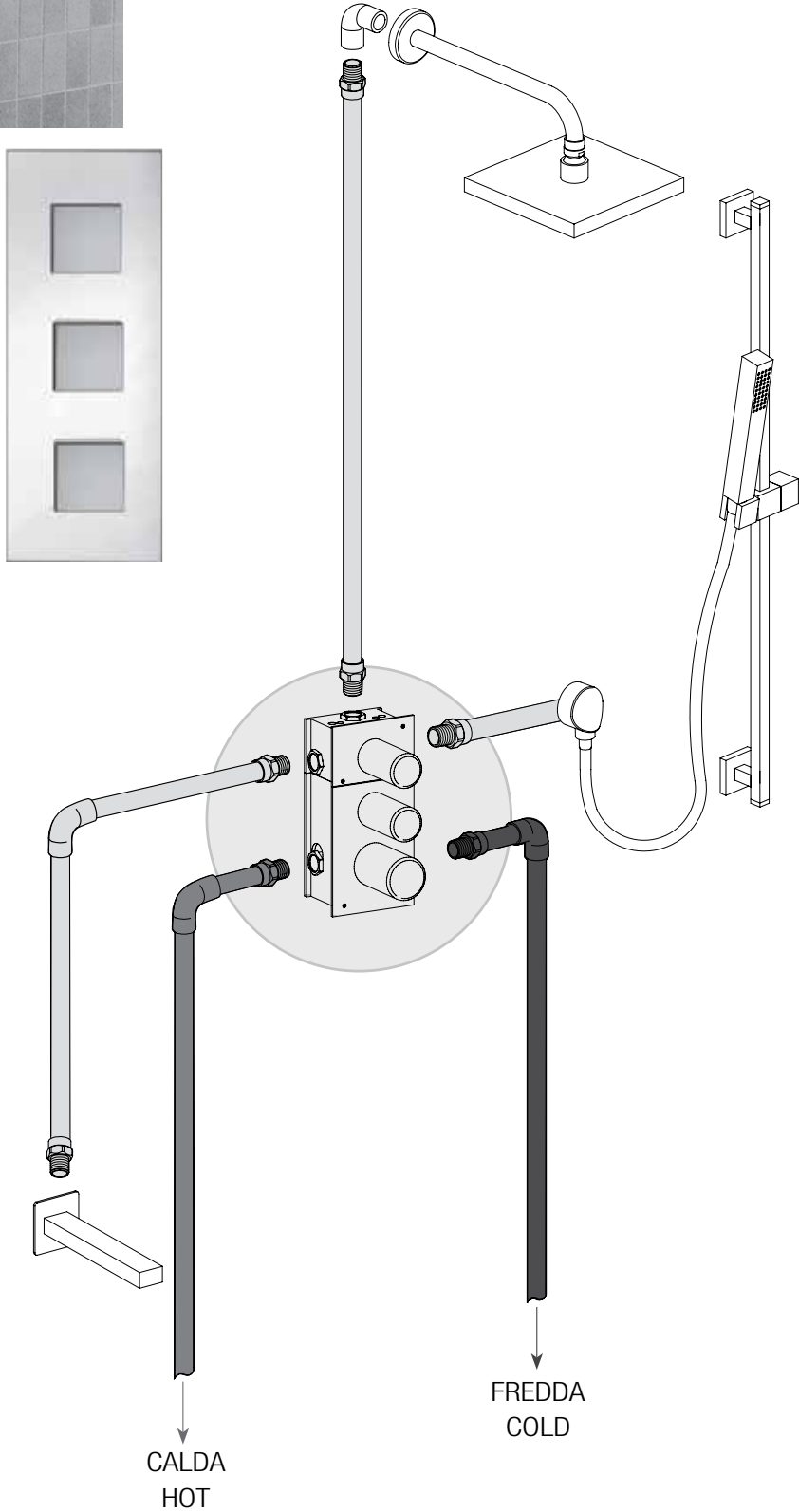


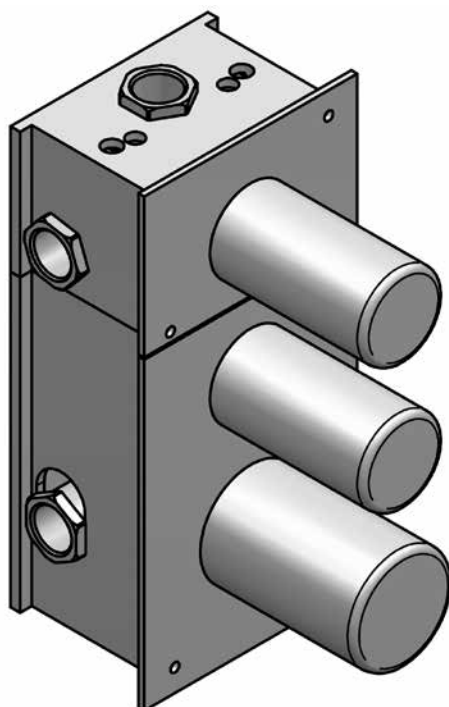
CR **€ 178,50**
OP - PW **€ 241,00**

water box 691TH3



3 uscite





84..691TH3WBSET



CR

236,00


78..691TH3WBSET



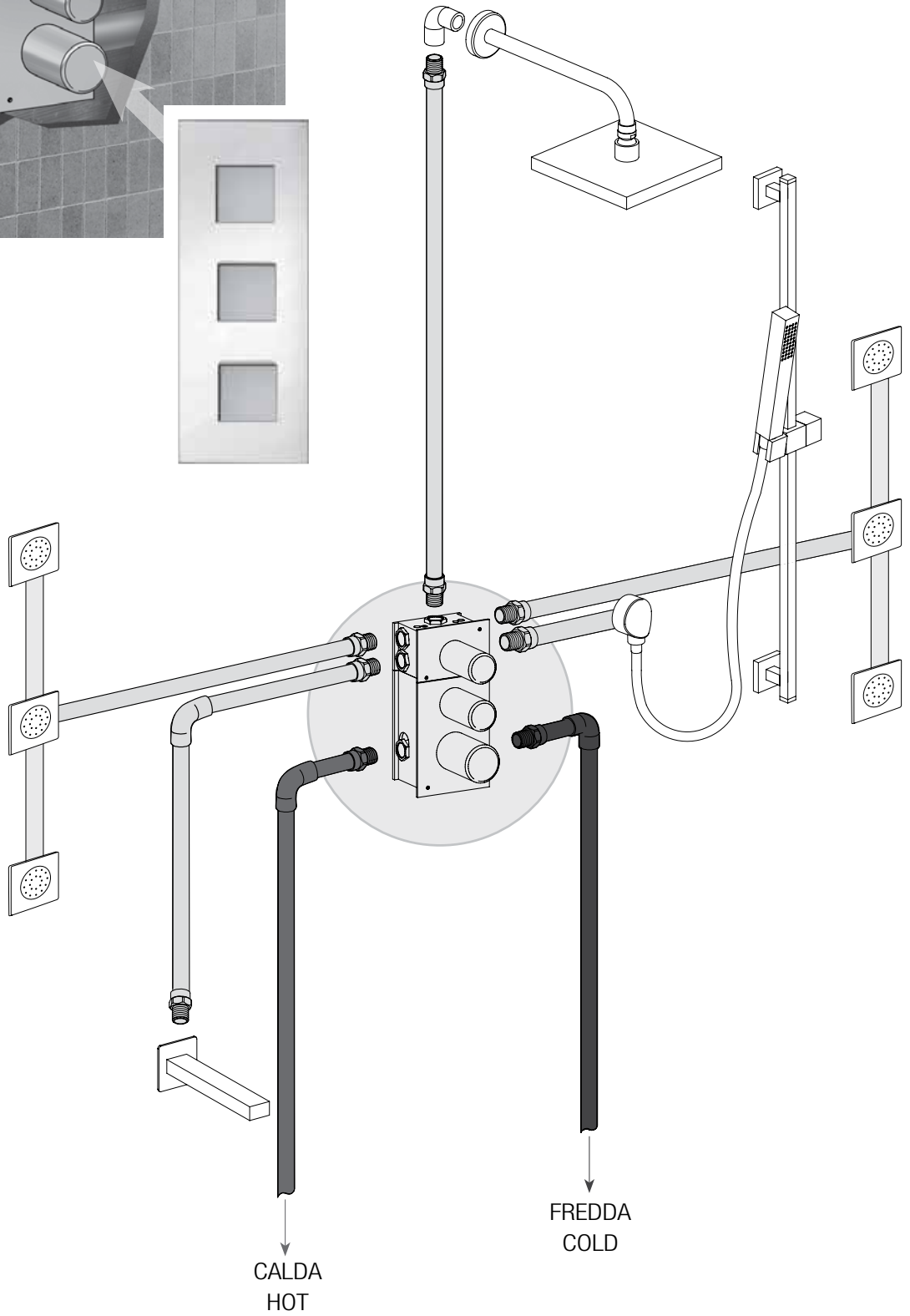
CR

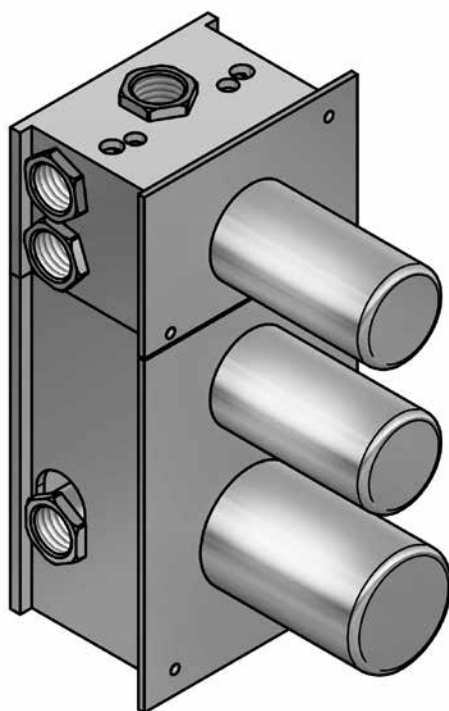
236,00

water box 691TH5



5 uscite





84..691TH5WBSET



CR

308,00

78..691TH5WBSET



CR

308,00

**basic
collection**

b



92 arena
pag. 219



80 cooper
pag. 227



42 creta 100
pag. 235



SM smart
pag. 245



SH smart medical
pag. 251



45 mixo TC
pag. 257



MR miura
pag. 265



69 jolly
pag. 271



17 liberty
pag. 279



87 ornellaia
pag. 291



37 arno
pag. 299



10 tevere
pag. 313

92 arena





Serie dotata di miscelatori termostatici (vedi sezione TH Collection)
Series with thermostatic mixers available (see TH Collection section)
Série avec robinetterie thermostatique (voir la section TH Collection)
Serie con mezcladores termostáticos (ver la sección TH Collection)
Serie mit Thermostat-Batterien verfügbar (Abschnitt TH Collection sehen)

92..100

Miscelatore vasca esterno

Single lever bath-shower mixer

Mitigeur bain-douche apparent

Mezclador monomando baño-ducha

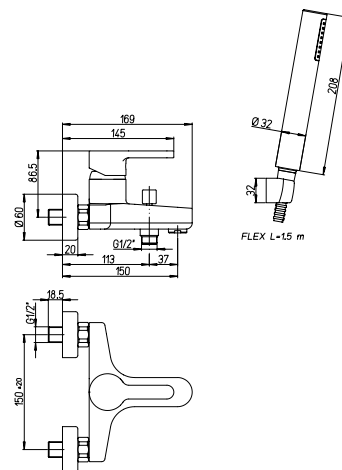
Bademischer mit Brausegarnitur

RICAMBI / SPARE PARTS:

53CC956GM CARTUCCIA / CARTRIDGE

CR

127,00



92..105

Miscelatore vasca esterno con doccia "Duplex"

Single lever bath-shower mixer with adjustable shower kit

Mitigeur bain-douche apparent avec garniture de douche orientable

Mezclador baño-ducha con equipo ducha, soporte articulado

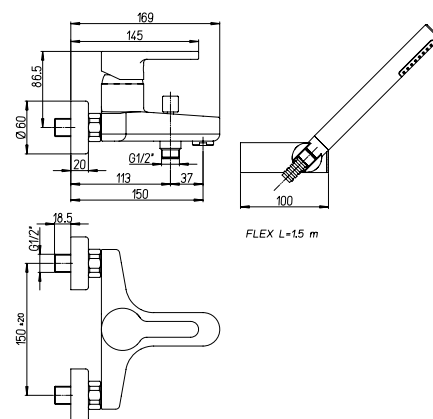
Bademischer mit Brausegarnitur, Brausehalter verstellbar

RICAMBI / SPARE PARTS:

53CC956GM CARTUCCIA / CARTRIDGE

CR

133,00



92..131

Duplex esterno

Adjustable shower kit

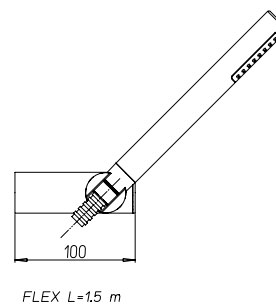
Garniture de douche orientable

Equipo ducha con soporte articulado

Brausegarnitur mit Brausehalter schwenkbar

CR

52,50



92..111

Miscelatore vasca esterno senza "Duplex"

Bath mixer

Mitigeur bain-douche mural nu

Mezclador para bañera

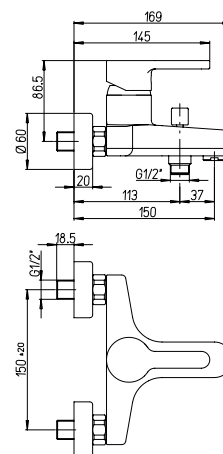
Wannenbatterie

RICAMBI / SPARE PARTS:

53CC956GM CARTUCCIA / CARTRIDGE

CR

122,00



Miscelatore monoforo lavabo con scarico automatico 1"1/4

Single-lever basin mixer with 1"1/4 pop-up waste

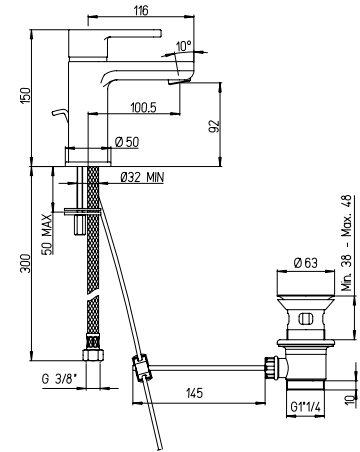
Mitigeur lavabo avec vidage automatique 1"1/4

Mezclador lavabo con desagüe automático 1"1/4

Waschtischmischer Ab- und Überlaufgarnitur 1"1/4

RICAMBI / SPARE PARTS:

53CC956G350 CARTUCCIA / CARTRIDGE



CR **113,00**

92..211LLBLSSR

Miscelatore monoforo lavabo tipo alto scarico 1"1/4 simple-rapid

Single-lever basin mixer high model with simple-rapid 1"1/4 pop-up waste

Mitigeur lavabo type haut avec vidage simple-rapid 1"1/4

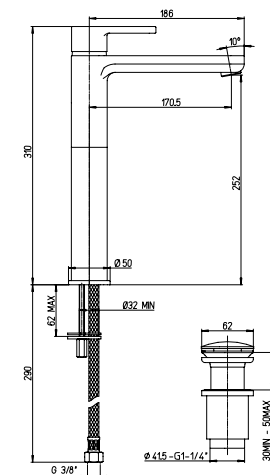
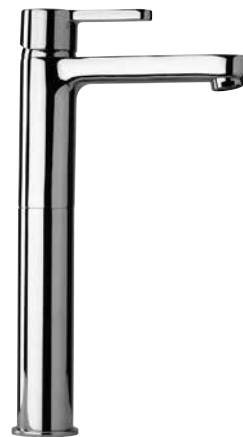
Mezclador lavabo alto con desagüe simple-rapid 1"1/4

Waschtischmischer hohe Ausführung simple-rapid

Ab- und Überlaufgarnitur 1"1/4

RICAMBI / SPARE PARTS:

53CC956G350 CARTUCCIA / CARTRIDGE



CR **186,00**

92..211BL

Miscelatore monoforo lavabo con bocca lunga scarico automatico 1"1/4

Single-lever basin mixer with long spout and 1"1/4 pop-up waste

Mitigeur lavabo avec levier longue et vidage automatique 1"1/4

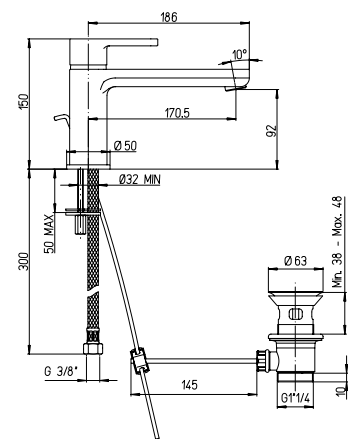
Mezclador lavabo con palanca larga y desagüe automático 1"1/4

Waschtischmischer mit langem Hebel

und Ab- und Überlaufgarnitur 1"1/4

RICAMBI / SPARE PARTS:

53CC956G350 CARTUCCIA / CARTRIDGE



CR **147,00**

92..208

Miscelatore lavabo a muro, bocca interasse mm 190

Single-lever wall mounted mixer, 190 mm spout

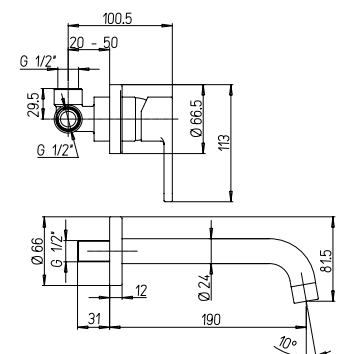
Mitigeur lavabo mural, bec 190 mm

Mezclador empotrable para lavabo, caño 190 mm

Wand-Waschtischmischer, Auslauf 190 mm

RICAMBI / SPARE PARTS:

53CC956GM CARTUCCIA / CARTRIDGE



CR **168,00**

92..208P

Miscelatore lavabo a muro con piastra, bocca interasse mm 200

Single-lever wall mounted mixer with plate, 200 mm spout

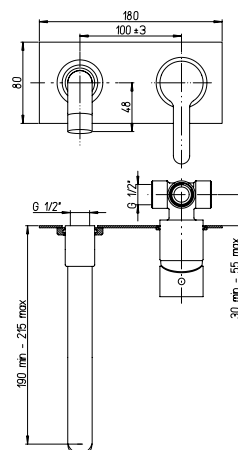
Mitigeur lavabo mural avec plaque de finition, bec 200 mm

Mezclador empotrable para lavabo con plancha, caño 200 mm

Wand-Waschtischmischer mit Abdeckplatte, Auslauf 200 mm

RICAMBI / SPARE PARTS:

53CC956GM CARTUCCIA / CARTRIDGE



CR

241,00

92..214SR

Batteria lavabo scarico 1"1/4 simple rapid

Basin mixer with simple rapid 1"1/4 pop-up waste

Mélangeur lavabo avec vidage simple rapid 1"1/4

Batería lavabo con desagüe simple rapid 1"1/4

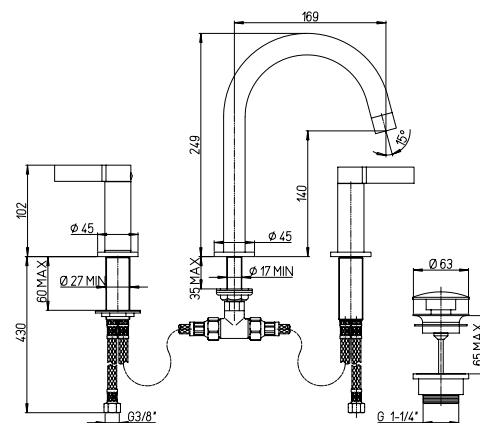
Waschtischbatterie simple rapid

Ab- und Überlaufgarnitur 1"1/4

RICAMBI / SPARE PARTS:

49CR581XAS VITONE / HEADWORK

49CR581XAD VITONE / HEADWORK



CR

197,00

92..306

Miscelatore monoforo bidet, scarico automatico 1"1/4

Single-lever bidet mixer with 1"1/4 pop-up waste

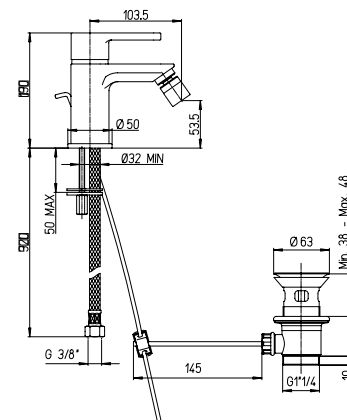
Mitigeur bidet avec vidage automatique 1"1/4

Mezclador monomando bidé con desagüe automático 1"1/4

Bidetmischer Ab- und Überlaufgarnitur 1"1/4

RICAMBI / SPARE PARTS:

53CC956G350 CARTUCCIA / CARTRIDGE



CR

113,00

92..490

Rubinetto monoforo lavello con bocca alta orientabile

Single lever sink tap, high swivel spout

Robinet simple évier avec bec haut orientable

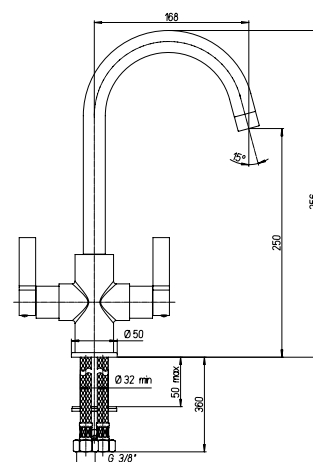
Grifo fregadero cano alto giratorio

Auslaufventil mit hohem schwenkbarem Auslauf

RICAMBI / SPARE PARTS:

53CR581ASA VITONE / HEADWORK

53CR581ADA VITONE / HEADWORK



CR

226,00

92..501

Miscelatore lavello a muro

Wall mounted single-lever kitchen mixer

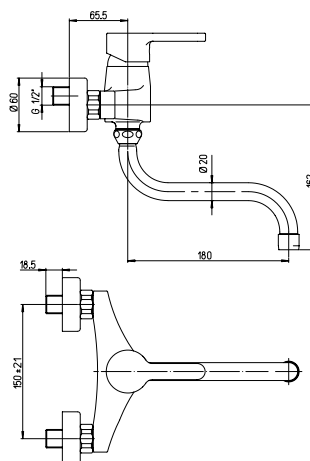
Mitigeur évier mural

Mezclador fregadero exterior

Wand-Spültischmischer

RICAMBI / SPARE PARTS:

53CC956GM CARTUCCIA / CARTRIDGE



CR **147,00**

92..511

Miscelatore doccia esterno 1/2"

1/2" single-lever shower mixer

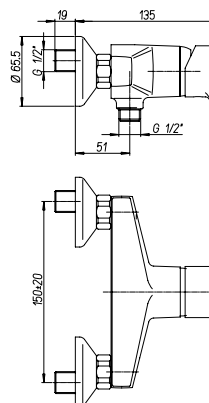
Mitigeur douche apparent nu 1/2"

Mezclador monomando ducha 1/2" sin equipo ducha

Brausemischer 1/2"

RICAMBI / SPARE PARTS:

53CC956GM CARTUCCIA / CARTRIDGE



CR **106,00**

92..509

Miscelatore doccia esterno 1/2" con doccia "Duplex"

1/2" single-lever shower mixer with adjustable shower kit

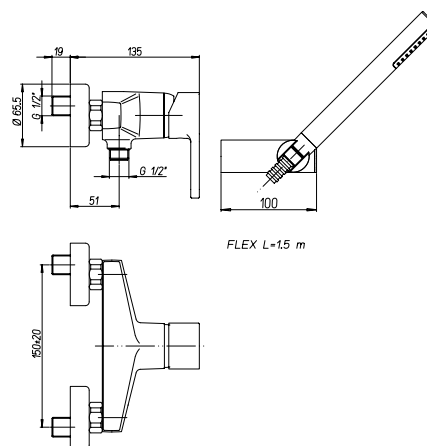
Mitigeur douche apparent nu 1/2" avec garniture de douche orientable

Mezclador monomando ducha 1/2" con equipo ducha, soporte articulado

Brausemischer 1/2" mit Brausegarnitur, Brausehalter verstellbar

RICAMBI / SPARE PARTS:

53CC956GM CARTUCCIA / CARTRIDGE



CR **120,00**

92..557LLPE

Miscelatore monoforo lavello bocca a molla con asta orientabile

Single-lever kitchen mixer with spring and swivel spout

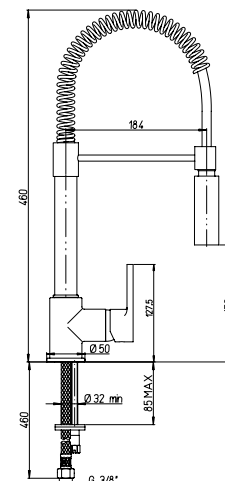
Mitigeur évier avec bec à ressort orientable

Mezclador monomando fregadero, caño a resorte giratorio

Einhebelmischer mit schwenkbarem Federauslauf

RICAMBI / SPARE PARTS:

53CC956GM CARTUCCIA / CARTRIDGE



CR **268,00**

BY - YO **362,00**

92..568

Miscelatore monoforo lavello con doccia estraibile

Single-lever kitchen mixer with pull-out spray

Mitigeur monotrou évier avec douchette escamotable

Mezclador monomando fregadero con ducha extraíble

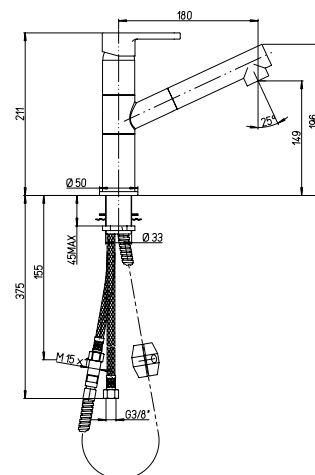
Spültischmischer mit herausziehbarer Handbrause

RICAMBI / SPARE PARTS:

53CC956GM CARTUCCIA / CARTRIDGE

CR **257,00**

BY - YO **346,00**



92..569/5822F

Miscelatore lavello sottofinestra

Kitchen mixer for under window mounting

Mitigeur évier sous fenêtre

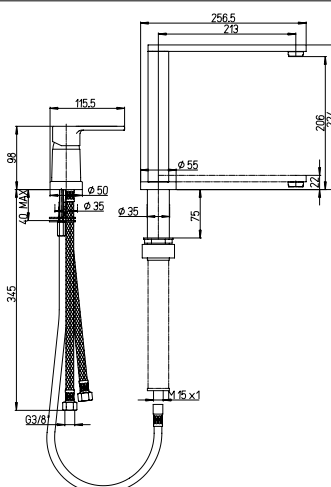
Mezclador fregadero subventana

Spültischmischer Unterfenster

RICAMBI / SPARE PARTS:

53CC956GM CARTUCCIA / CARTRIDGE

CR **548,00**



92..572LL

Miscelatore monoforo lavello con bocca orientabile

Single-lever kitchen mixer with swivel spout

Mitigeur évier avec bec orientable

Mezclador monomando fregadero con caño giratorio

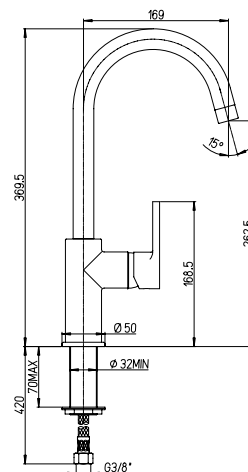
Spültischmischer mit schwenkbarem Auslauf

RICAMBI / SPARE PARTS:

53CC956GM CARTUCCIA / CARTRIDGE

CR **189,00**

BY - YO **257,00**



92..573

Monocomando monoforo lavello bocca coassiale

Single-lever kitchen mixer with swivel spout

Mitigeur évier avec bec orientable

Mezclador monomando fregadero, caño giratorio

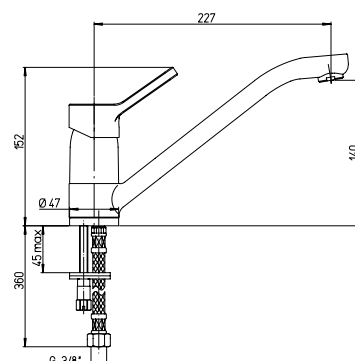
Einhebelmischer mit schwenkbarem Auslauf

RICAMBI / SPARE PARTS:

53CC956GM CARTUCCIA / CARTRIDGE

CR **157,00**

BY - YO **215,00**



92..591LL

Monocomando monoforo lavello con doccetta monogetto estraibile

Single-lever kitchen mixer with single flow pull-out shower

Mitigeur évier avec douchette escamotable

Mezclador monomando fregadero, con ducha extraíble

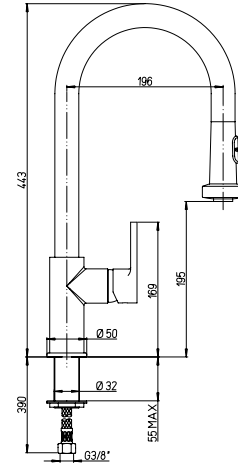
Einhebelmischer mit herausziehbarer Handbrause

RICAMBI / SPARE PARTS:

53CC956GM CARTUCCIA / CARTRIDGE

CR **346,00**

BY - YO **467,00**



92..690

Miscelatore doccia incasso

Built-in single-lever shower mixer

Mitigeur douche à encastrer

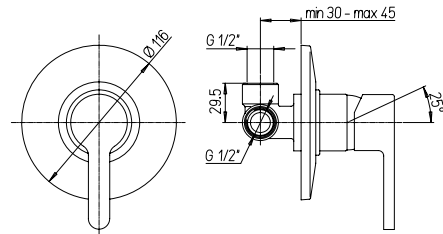
Mezclador ducha empotrado

Einbau Brausebatterie

RICAMBI / SPARE PARTS:

53CC956GM CARTUCCIA / CARTRIDGE

CR **64,00**



92..6911

Miscelatore doccia incasso con deviatore rotativo 2 uscite

Built-in single-lever bath-shower mixer with 2-way rotary diverter valve

Mitigeur bain-douche à encastrer avec inverseur rotatif 2 sorties

Mezclador monomando baño-ducha empotrado

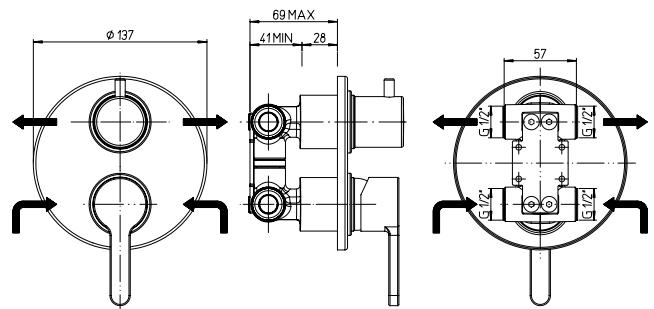
con desviador giratorio 2 salidas

Einbau Brausemischer mit Drehumsteller, 2 Wege

RICAMBI / SPARE PARTS:

53CC956GM CARTUCCIA / CARTRIDGE

CR **129,00**



80 cooper





**Cartuccia con limitatore di portata
al 50% e limitazione della temperatura**
Cartridge with 50% water saving and anti scald system.

Serie dotata di miscelatori termostatici (vedi sezione TH Collection)
Series with thermostatic mixers available (see TH Collection section)
Série avec robinetterie thermostatique (voir la section TH Collection)
Serie con mezcladores termostáticos (ver la sección TH Collection)
Serie mit Thermostat-Batterien verfügbar (Abschnitt TH Collection sehen)

80..100

Miscelatore vasca esterno completo

Single-lever complete bath-shower mixer

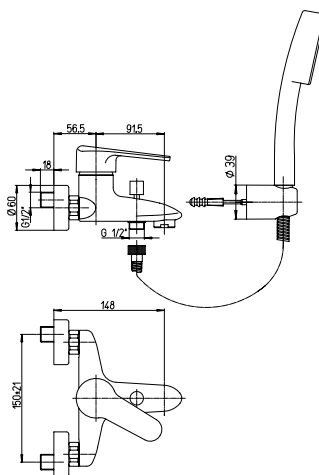
Mitigeur bain-douche apparent avec garniture de douche

Mezclador monomando baño-ducha mural con equipo ducha

Bademischer mit Brausegarnitur

RICAMBI / SPARE PARTS:

53CC956G40D2S CARTUCCIA / CARTRIDGE



CR

127,00

80..105

Miscelatore vasca esterno con doccia "Duplex"

Single lever bath-shower mixer with adjustable shower kit

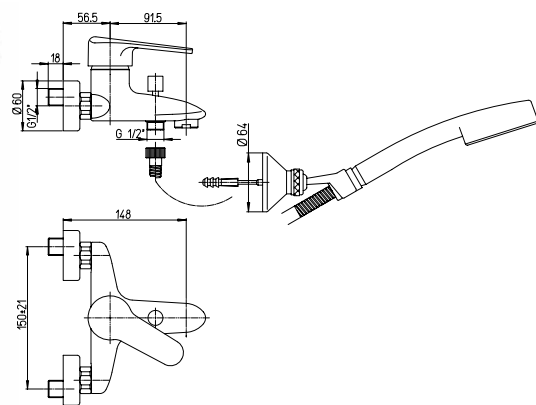
Mitigeur bain-douche apparent avec garniture de douche orientable

Mezclador monomando baño-ducha mural con equipo ducha, soporte articulado

Bademischer mit Brausegarnitur, Brausehalter verstellbar

RICAMBI / SPARE PARTS:

53CC956G40D2S CARTUCCIA / CARTRIDGE



CR

133,00

45..131

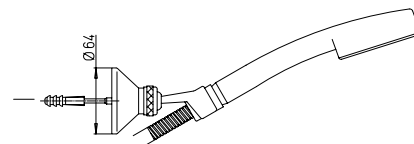
Duplex esterno

Adjustable shower kit

Garniture de douche orientable

Equipo ducha con soporte articulado

Brausegarnitur mit Brausehalter schwenkbar



CR

30,00

80..111

Miscelatore vasca esterno senza "Duplex"

Single-lever bath mixer

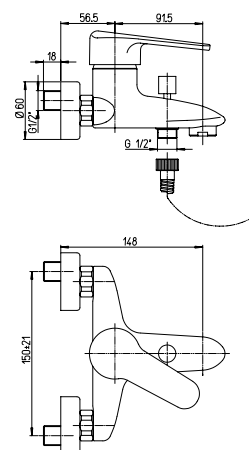
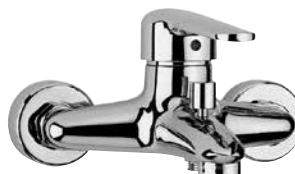
Mitigeur bain-douche apparent nu

Mezclador monomando para bañera

Bademischer ohne Brausegarnitur

RICAMBI / SPARE PARTS:

53CC956G40D2S CARTUCCIA / CARTRIDGE



CR

122,00

80..118

Monocomando bordo vasca

Deck mounted bath mixer

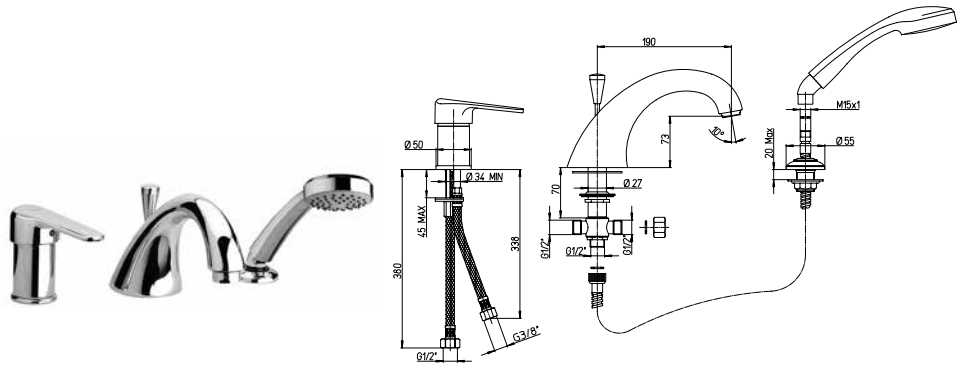
Mitigeur bain-douche 3 trous

Batería baño-ducha encimera

Wannenbatterie

RICAMBI / SPARE PARTS:

53CC956GM CARTUCCIA / CARTRIDGE



CR

437,00

80..211

Miscelatore monoforo lavabo, scarico automatico 1"1/4

Single-lever basin mixer with 1"1/4 pop-up waste

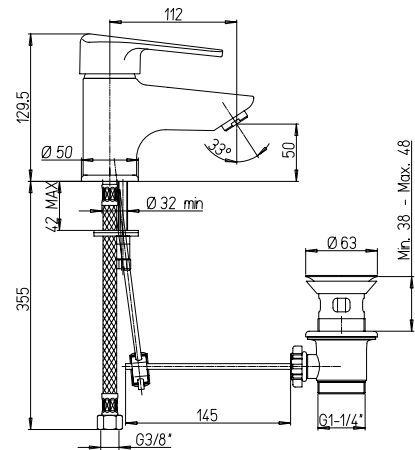
Mitigeur lavabo avec vidage automatique 1"1/4

Mezclador lavabo con desagüe automático 1"1/4

Waschtischmischer Ab- und Überlaufgarnitur 1"1/4

RICAMBI / SPARE PARTS:

53CC956G40D2S CARTUCCIA / CARTRIDGE



CR

113,00

80..205

Miscelatore monoforo lavabo senza scarico

Single-lever basin mixer without waste

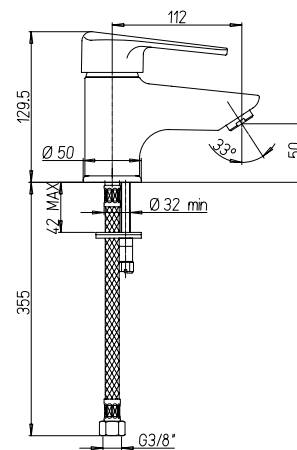
Mitigeur lavabo sans vidage

Mezclador monomando lavabo sin desagüe

Waschtischmischer ohne Ablaufgarnitur

RICAMBI / SPARE PARTS:

53CC956G40D2S CARTUCCIA / CARTRIDGE



CR

105,00

80..211L

Miscelatore monoforo lavabo con leva clinica, scarico automatico 1'

Medical-lever basin mixer, 1"1/4 pop-up waste

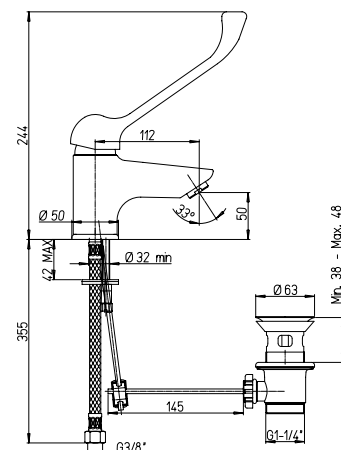
Mitigeur lavabo avec manette féminale, vidage automatique 1"1/4

Mezclador lavabo con maneta gerontológica, desagüe automático 1"1/4

Waschtischmischer mit langem Hebel, Ab- und Überlaufgarnitur 1"1

RICAMBI / SPARE PARTS:

53CC956G40D2S CARTUCCIA / CARTRIDGE



CR

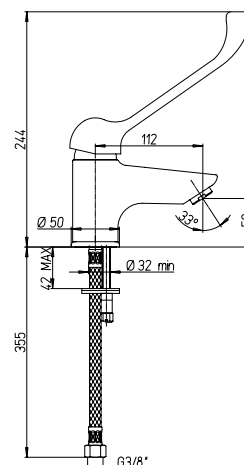
131,00

80..205L

Miscelatore monoforo lavabo leva clinica, senza scarico
 Medical-lever basin mixer without waste
 Mitigeur lavabo avec manette fémorale, sans vidage
 Mezclador lavabo con maneta gerontológica, sin desagüe
 Waschtischmischer mit langem Hebel, ohne Ablaufgarnitur

RICAMBI / SPARE PARTS:

53CC956G40D2S CARTUCCIA / CARTRIDGE



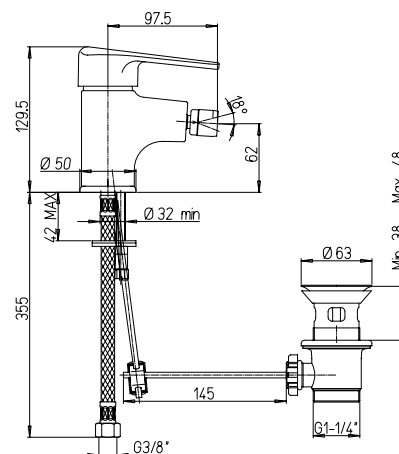
CR **123,00**

80..306

Miscelatore monoforo bidet, scarico automatico 1"1/4
 Single-lever bidet mixer with 1"1/4 pop-up waste
 Mitigeur bidet avec vidage automatique 1"1/4
 Mezclador monomando bidé con desagüe automático 1"1/4
 Bidetmischer Ab- und Überlaufgarnitur 1"1/4

RICAMBI / SPARE PARTS:

53CC956G40D2S CARTUCCIA / CARTRIDGE



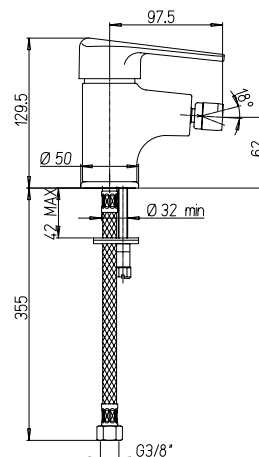
CR **113,00**

80..304

Miscelatore monoforo bidet senza scarico
 Single-lever bidet mixer without waste
 Mitigeur bidet sans vidage
 Mezclador monomando bidé sin desagüe
 Bidetmischer ohne Ablaufgarnitur

RICAMBI / SPARE PARTS:

53CC956G40D2S CARTUCCIA / CARTRIDGE



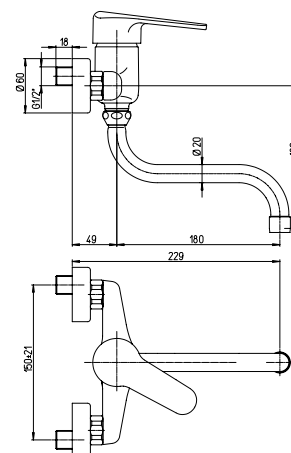
CR **105,00**

80..501

Monocomando lavello a muro
 Wall mounted single-lever kitchen mixer
 Mitigeur évier mural
 Mezclador fregadero exterior
 Wand-Spültischmischer

RICAMBI / SPARE PARTS:

53CC956G40D2S CARTUCCIA / CARTRIDGE



CR **113,00**

80..501L

Monocomando lavello a muro, leva clinica

Wall mounted medical-lever kitchen mixer

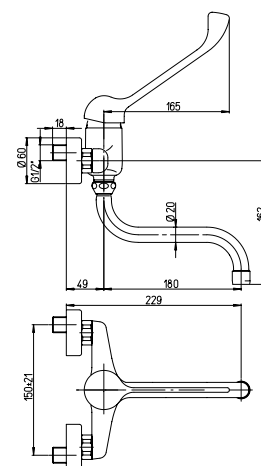
Mitigeur évier mural avec manette fémorale

Mezclador fregadero exterior con maneta gerontológica

Wand-Spültischmischer mit langem Hebel

RICAMBI / SPARE PARTS:

53CC956G40D2S CARTUCCIA / CARTRIDGE



CR **131,00**

80..511

Miscelatore doccia esterno 1/2"

1/2" single-lever shower mixer

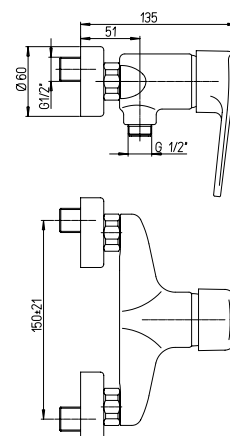
Mitigeur douche apparent nu 1/2"

Mezclador monomando ducha 1/2" sin equipo ducha

Brausemischer 1/2"

RICAMBI / SPARE PARTS:

53CC956G40D2S CARTUCCIA / CARTRIDGE



CR **106,00**

80..509

Miscelatore doccia esterno 1/2" con doccia "Duplex"

1/2" single-lever shower mixer with adjustable shower kit

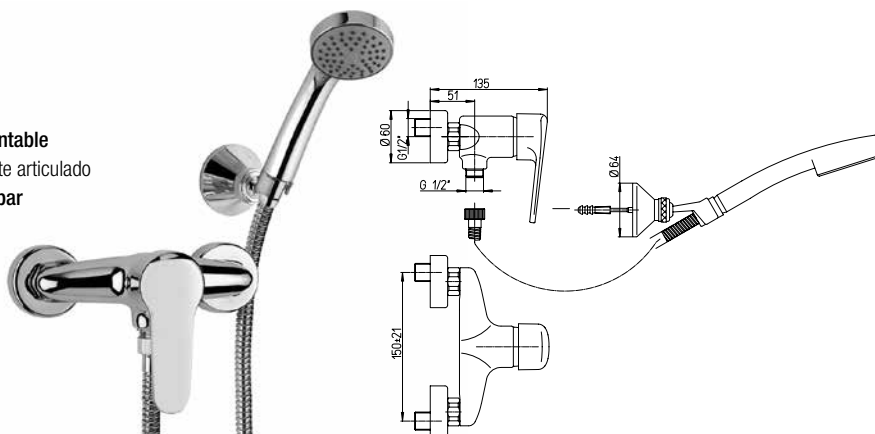
Mitigeur douche apparent 1/2" avec garniture de douche orientable

Mezclador monomando baño-ducha 1/2" con equipo ducha, soporte articulado

Brausemischer 1/2" mit Brausegarnitur, Brausehalter verstellbar

RICAMBI / SPARE PARTS:

53CC956G40D2S CARTUCCIA / CARTRIDGE



CR **120,00**

80..567

Miscelatore monoforo lavello con doccia estraibile, comando laterale

Side-lever kitchen mixer with pull-out spray

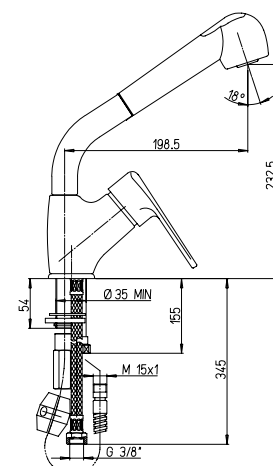
Mitigeur monotrou évier avec douchette escamotable

Mezclador monomando fregadero con ducha extraíble

Spültischmischer mit herausziehbarer Handbrause

RICAMBI / SPARE PARTS:

53CC956G40D2S CARTUCCIA / CARTRIDGE



CR **241,00**

80..568

Miscelatore monoforo lavello con doccia estraibile

Single-lever kitchen mixer with pull-out spray

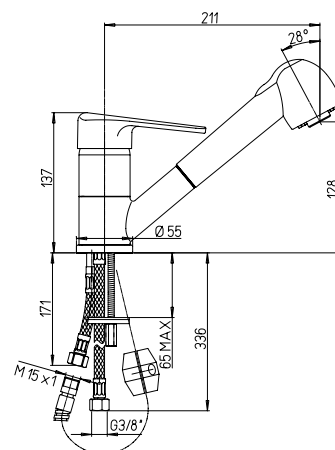
Mitigeur monotrou évier avec douchette escamotable

Mezclador monomando fregadero con ducha extraíble

Spültischmischer mit herausziehbarer Handbrause

RICAMBI / SPARE PARTS:

53CC956G40D2S CARTUCCIA / CARTRIDGE



CR

199,00

80..570

Monocomando monoforo lavello con bocca tubo orientabile

Single-lever kitchen mixer with swivel tube spout

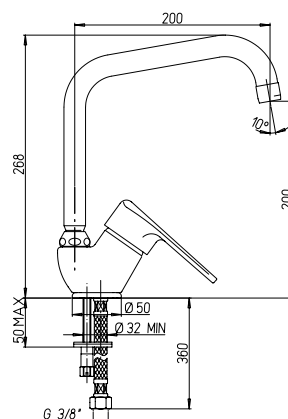
Mitigeur évier bec tube orientable

Mezclador fregadero con caño tubular giratorio

Einloch-Spültischmischer mit schwenkbarem Rohrauslauf

RICAMBI / SPARE PARTS:

53CC956G40D2S CARTUCCIA / CARTRIDGE



CR

147,00

80..571

Monocomando monoforo lavello con bocca fusa orientabile

Single-lever kitchen mixer with swivel cast spout

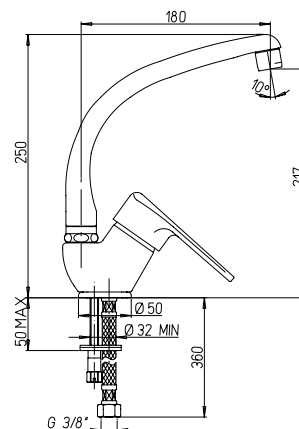
Mitigeur évier bec fondu orientable

Mezclador fregadero con caño fundido giratorio

Einloch-Spültischmischer mit schwenkbarem Gussauslauf

RICAMBI / SPARE PARTS:

53CC956G40D2S CARTUCCIA / CARTRIDGE



CR

152,00

80..572

Miscelatore monoforo lavello con bocca orientabile

Single-lever kitchen mixer with swivel spout

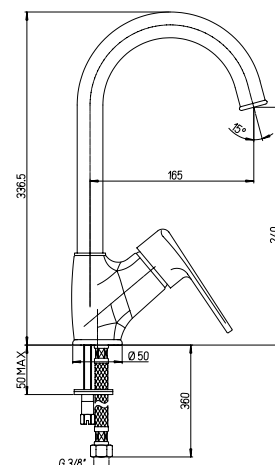
Mitigeur évier avec bec orientable

Mezclador monomando fregadero con caño giratorio

Spültischmischer mit schwenkbarem Auslauf

RICAMBI / SPARE PARTS:

53CC956G40D2S CARTUCCIA / CARTRIDGE



CR

205,00

80..583

Monocomando monoforo livello bocca coassiale

Single-lever kitchen mixer with swivel spout

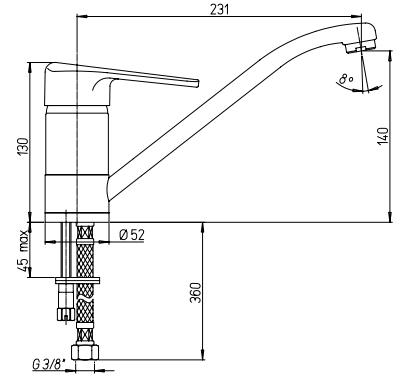
Mitigeur évier avec bec orientable

Mezclador monomando fregadero, caño giratorio

Einhebelmischer mit schwenkbarem Auslauf

RICAMBI / SPARE PARTS:

53CC956G40D2S CARTUCCIA / CARTRIDGE



CR **136,00**

80..583L

Monocomando monoforo livello bocca coassiale e leva clinica

Single-lever kitchen mixer with swivel spout and medical lever

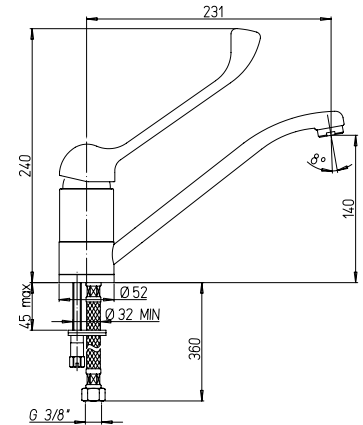
Mitigeur évier avec bec orientable, manette fémorale

Mezclador monomando fregadero gerontológico, caño giratorio

Einhebelmischer mit schwenkbarem Auslauf und langem Hebel

RICAMBI / SPARE PARTS:

53CC956G40D2S CARTUCCIA / CARTRIDGE



CR **154,00**

80..690

Miscelatore doccia incasso

Built-in single-lever shower mixer

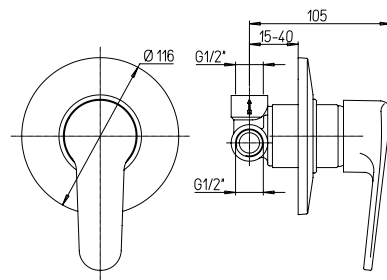
Mitigeur douche à encastrer

Mezclador ducha empotrado

Einbau Brausebatterie

RICAMBI / SPARE PARTS:

53CC956G40D2S CARTUCCIA / CARTRIDGE



CR **64,00**

80..691

Miscelatore doccia incasso con deviatore

Built-in single-lever bath-shower mixer with diverter

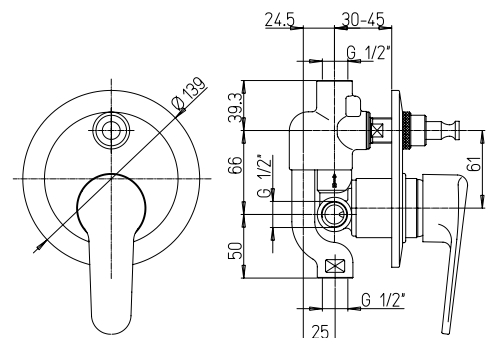
Mitigeur bain-douche à encastrer avec inverseur

Mezclador monomando baño-doucha empotrado

Einbau Brausemischer mit Umschalter

RICAMBI / SPARE PARTS:

53CC956G40D2S CARTUCCIA / CARTRIDGE



CR **129,00**

42 creta 100





creta 100

42..100

Miscelatore vasca esterno completo

Single-lever complete bath-shower mixer

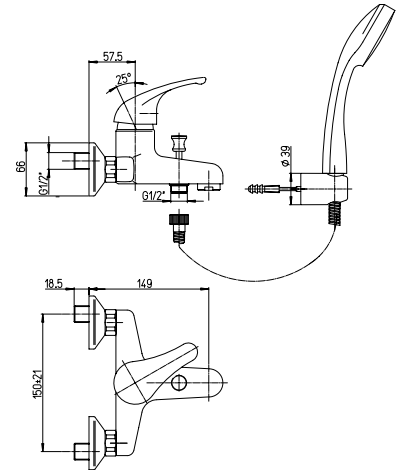
Mitigeur bain-douche apparent avec garniture de douche

Mezclador monomando baño-ducha mural con equipo ducha

Bademischer mit Brausegarnitur

RICAMBI / SPARE PARTS:

53CC956G40DAP CARTUCCIA / CARTRIDGE



CR

127,00

42..101

Miscelatore vasca esterno con raccordi bordo vasca

Single-lever bath-shower mixer with pillar connection

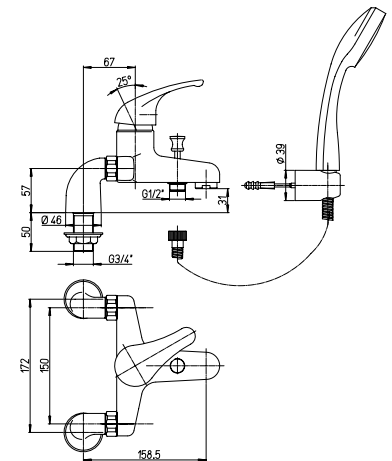
Mitigeur bain-douche sur gorge avec garniture de douche

Mezclador baño-ducha con equipo ducha, inst.encimera

Kantewannenfüll- und Brausegarnitur

RICAMBI / SPARE PARTS:

53CC956G40DAP CARTUCCIA / CARTRIDGE



CR

148,00

42..105

Miscelatore vasca esterno con doccia "Duplex"

Single lever bath-shower mixer with adjustable shower kit

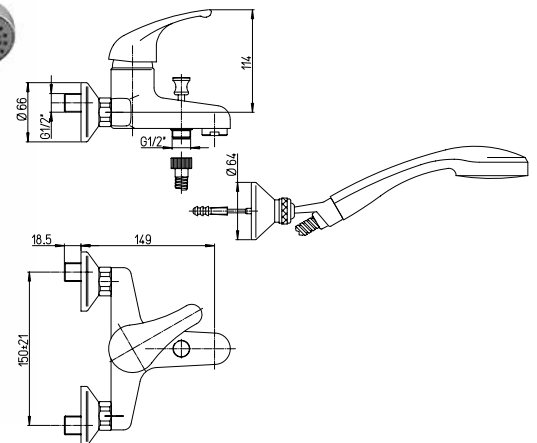
Mitigeur bain-douche apparent avec garniture de douche orientable

Mezclador monomando baño-ducha mural con equipo ducha, soporte articulado

Bademischer mit Brausegarnitur, Brausehalter verstellbar

RICAMBI / SPARE PARTS:

53CC956G40DAP CARTUCCIA / CARTRIDGE



CR

133,00

45..131

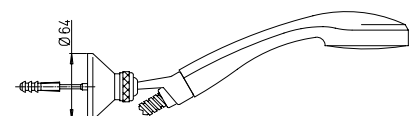
Duplex esterno

Adjustable shower kit

Garniture de douche orientable

Equipo ducha con soporte articulado

Brausegarnitur mit Brausehalter schwenkbar



CR

30,00

42..108

Miscelatore vasca esterno con doccia "Duplex" e raccordi bordo vasca
Single lever bath-shower mixer w/adjustable shower kit and pillar connection

Mitigeur bain-douche sur gorge avec garniture de douche orientable

Mezclador monomando baño-ducha mural con equipo ducha, soporte articulado, inst.encimera

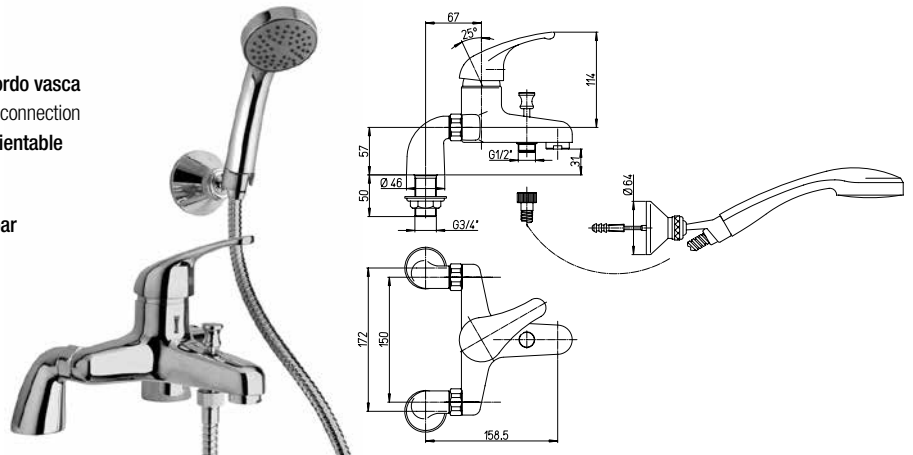
Kantewannenfüll- und Brausegarnitur, Brausehalter verstellbar

RICAMBI / SPARE PARTS:

53CC956G40DAP CARTUCCIA / CARTRIDGE

CR

153,00



42..111

Miscelatore vasca esterno senza "Duplex"

Single-lever bath mixer

Mitigeur bain-douche apparent nu

Mezclador monomando para bañera

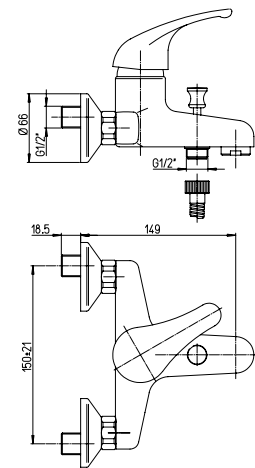
Bademischer ohne Brausegarnitur

RICAMBI / SPARE PARTS:

53CC956G40DAP CARTUCCIA / CARTRIDGE

CR

122,00



42..118

Monocomando bordo vasca

Deck mounted bath mixer

Mitigeur bain-douche 3 trous

Batería baño-ducha encimera

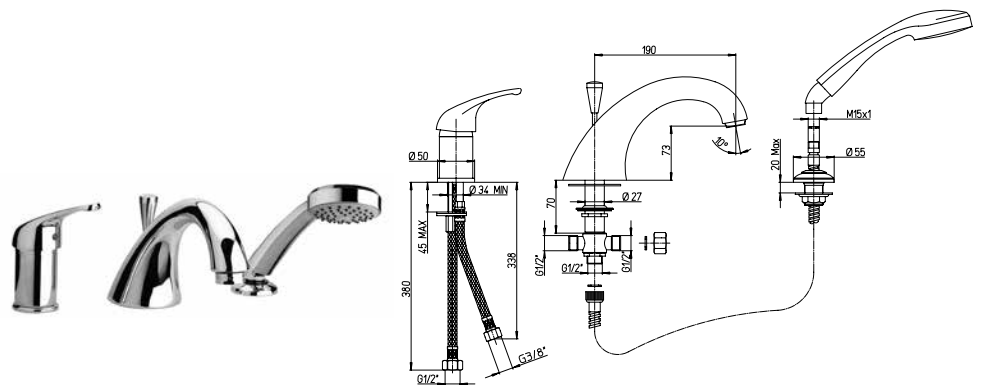
Wannenbatterie

RICAMBI / SPARE PARTS:

53CC956GM CARTUCCIA / CARTRIDGE

CR

437,00



42..119

Miscelatore vasca esterno con deviatore

Single lever bath mixer with diverter

Mitigeur bain-douche apparent avec inverseur

Mezclador monomando baño-ducha con inversor

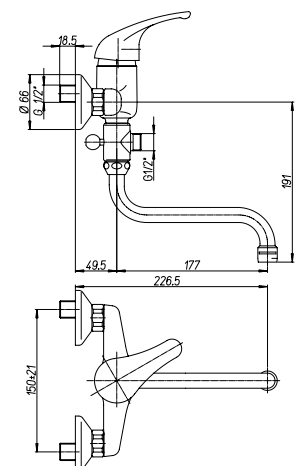
Bademischer mit Umstellung

RICAMBI / SPARE PARTS:

53CC956G40DAP CARTUCCIA / CARTRIDGE

CR

133,00



creta 100

42..104

Miscelatore vasca esterno con deviatore e doccia "Duplex"

Single lever bath mixer with diverter and adjustable shower kit

Mitigeur bain-douche apparent avec inverseur et garniture de douche orientable

Mezclador monomando baño-ducha con inversor y equipo ducha soporte articulado

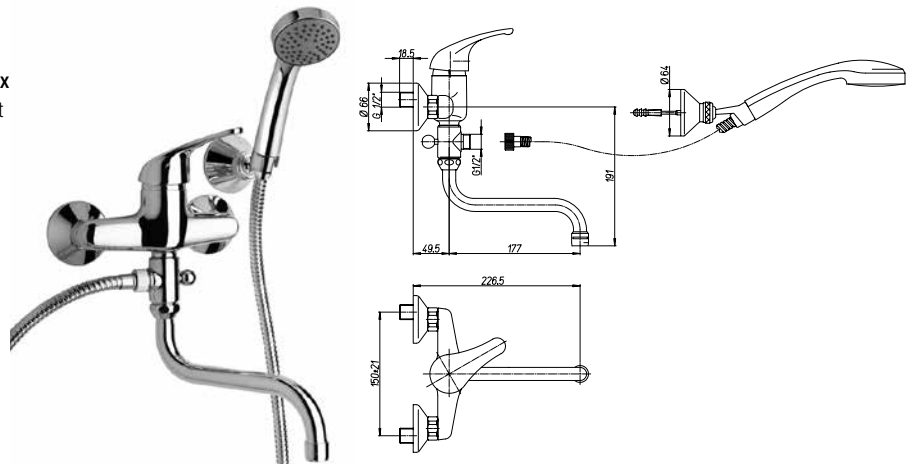
Bademischer mit Umstellung und Brausegarnitur, Brausehalter verstellbar

RICAMBI / SPARE PARTS:

53CC956G40DAP CARTUCCIA / CARTRIDGE

CR

158,00



42..211

Miscelatore monoforo lavabo, scarico automatico 1"1/4

Single-lever basin mixer with 1"1/4 pop-up waste

Mitigeur lavabo avec vidage automatique 1"1/4

Mezclador lavabo con desagüe automático 1"1/4

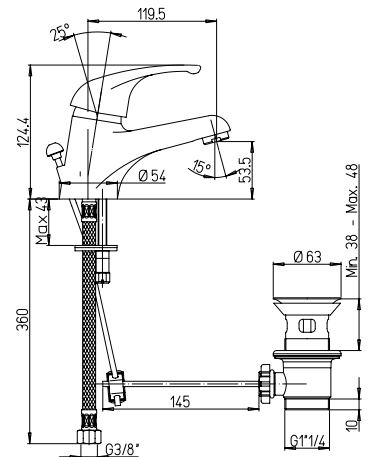
Waschtischmischer Ab- und Überlaufgarnitur 1"1/4

RICAMBI / SPARE PARTS:

53CC956G40DAP CARTUCCIA / CARTRIDGE

CR

113,00



42..205

Miscelatore monoforo lavabo senza scarico

Single-lever basin mixer without waste

Mitigeur lavabo sans vidage

Mezclador monomando lavabo sin desagüe

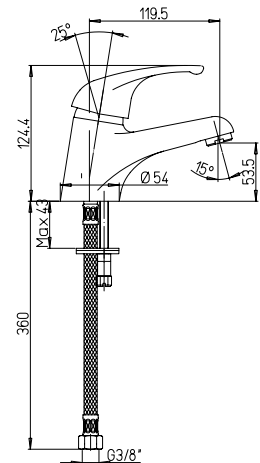
Waschtischmischer ohne Ablaufgarnitur

RICAMBI / SPARE PARTS:

53CC956G40DAP CARTUCCIA / CARTRIDGE

CR

105,00



42..211L

Miscelatore monoforo lavabo con leva clinica, scarico automatico 1"1/4

Medical-lever basin mixer, 1"1/4 pop-up waste

Mitigeur lavabo avec manette fémorale, vidage automatique 1"1/4

Mezclador lavabo con maneta gerontológica, desagüe automático 1"1/4

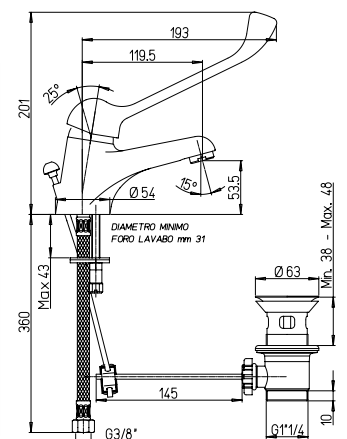
Waschtischmischer mit langem Hebel, Ab- und Überlaufgarnitur 1"1/4

RICAMBI / SPARE PARTS:

53CC956G40DAP CARTUCCIA / CARTRIDGE

CR

131,00



42..205L

Miscelatore monoforo lavabo leva clinica, senza scarico

Medical-lever basin mixer without waste

Mitigeur lavabo avec manette fémorale, sans vidage

Mezclador lavabo con maneta gerontológica, sin desagüe

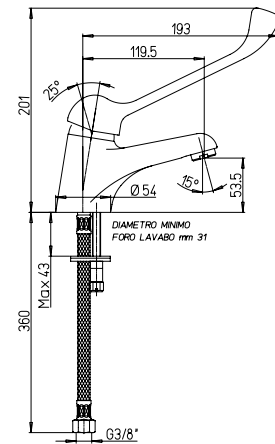
Waschtischmischer mit langem Hebel, ohne Ablaufgarnitur

RICAMBI / SPARE PARTS:

53CC956G40DAP CARTUCCIA / CARTRIDGE

CR

122,50



42..217

Monoforo lavabo con bocca estraibile, scarico automatico 1"1/4

Single-lever basin mixer with pull-out spout, 1"1/4 pop-up waste

Mitigeur lavabo avec bec escamotable, vidage automatique 1"1/4

Mezclador lavabo con caño extraíble, desagüe automático 1"1/4

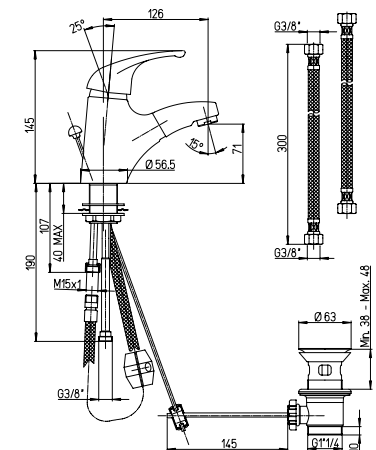
Waschtischmischer mit herausziehbarer Handbrause, Ab- und Überlaufgarnitur 1"1/4

RICAMBI / SPARE PARTS:

53CC956G40AP CARTUCCIA / CARTRIDGE

CR

199,50



42..306

Miscelatore monoforo bidet, scarico automatico 1"1/4

Single-lever bidet mixer with 1"1/4 pop-up waste

Mitigeur bidet avec vidage automatique 1"1/4

Mezclador monomando bidé con desagüe automático 1"1/4

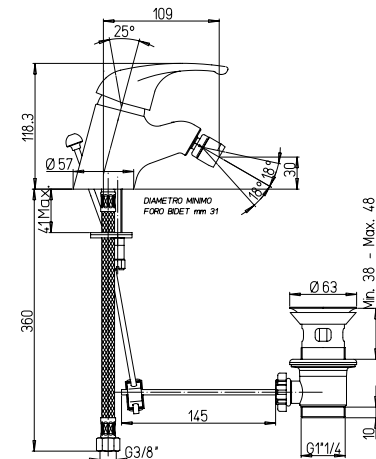
Bidetmischer Ab- und Überlaufgarnitur 1"1/4

RICAMBI / SPARE PARTS:

53CC956G40DAP CARTUCCIA / CARTRIDGE

CR

113,00



42..304

Miscelatore monoforo bidet senza scarico

Single-lever bidet mixer without waste

Mitigeur bidet sans vidage

Mezclador monomando bidé sin desagüe

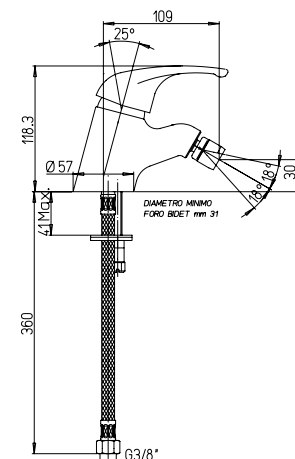
Bidetmischer ohne Ablaufgarnitur

RICAMBI / SPARE PARTS:

53CC956G40DAP CARTUCCIA / CARTRIDGE

CR

105,70



creta 100

42..501

Monocomando lavello a muro

Wall mounted single-lever kitchen mixer

Mitigeur évier mural

Mezclador fregadero exterior

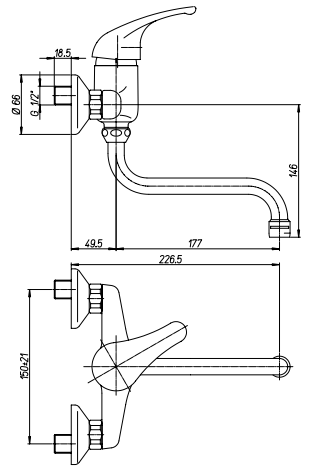
Wand-Spültischmischer

RICAMBI / SPARE PARTS:

53CC956G40DAP CARTUCCIA / CARTRIDGE

CR **113,00**

BD - NR - TD **136,00**



42..501L

Monocomando lavello a muro, leva clinica

Wall mounted medical-lever kitchen mixer

Mitigeur évier mural avec manette fémorale

Mezclador fregadero exterior con maneta gerontológica

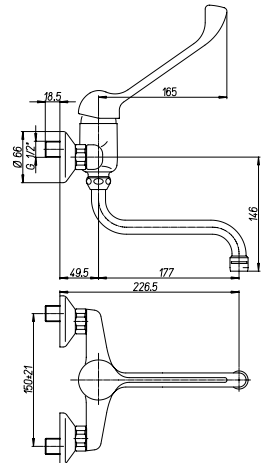
Wand-Spültischmischer mit langem Hebel

RICAMBI / SPARE PARTS:

53CC956G40DAP CARTUCCIA / CARTRIDGE

CR **131,00**

BD - NR - TD **157,00**



42..511

Miscelatore doccia esterno 1/2"

1/2" single-lever shower mixer

Mitigeur douche apparent nu 1/2"

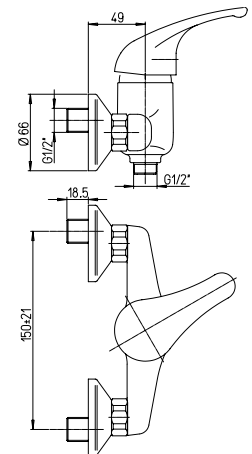
Mezclador monomando ducha 1/2" sin equipo ducha

Brausemischer 1/2"

RICAMBI / SPARE PARTS:

53CC956G40DAP CARTUCCIA / CARTRIDGE

CR **106,00**



42..509

Miscelatore doccia esterno 1/2" con doccia "Duplex"

1/2" single-lever shower mixer with adjustable shower kit

Mitigeur douche apparent 1/2" avec garniture de douche orientable

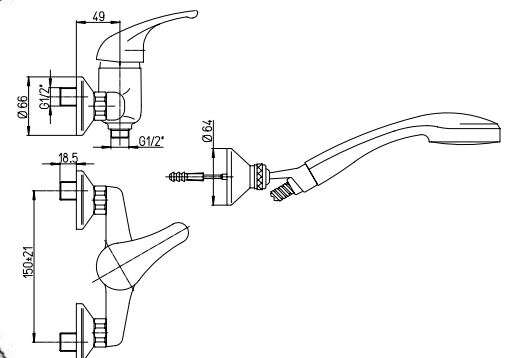
Mezclador monomando baño-ducha 1/2" con equipo ducha, soporte articulado

Brausemischer 1/2" mit Brausegarnitur, Brausehalter verstellbar

RICAMBI / SPARE PARTS:

53CC956G40DAP CARTUCCIA / CARTRIDGE

CR **120,00**



42..5433V

Miscelatore monoforo lavello con bocca tubo a 3 acque

3 way kitchen mixer with tube spout

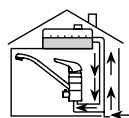
Mitigeur évier 3 voies avec bec tube

Mezclador monomando fregadero 3 vías con caño tubular

3 Wege Einhebelmischer mit Rohrauslauf

RICAMBI / SPARE PARTS:

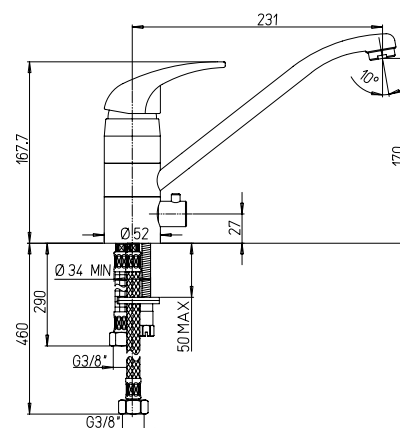
53CC956G40AP CARTUCCIA / CARTRIDGE



ATTACCO SERBATOIO
WITH TANK INTAKE

CR **184,00**

BD - NR - TD **220,00**



42..567

Miscelatore monoforo lavello con doccia estraibile, comando laterale

Side-lever kitchen mixer with pull-out spray

Mitigeur monotrou évier avec douchette escamotable

Mezclador monomando fregadero con ducha extraíble

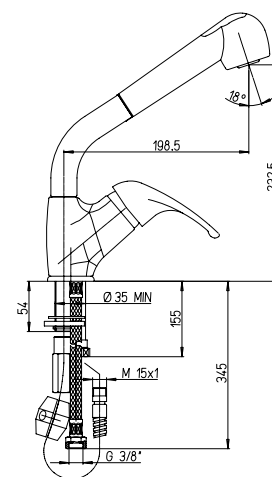
Spültischmischer mit herausziehbarer Handbrause

RICAMBI / SPARE PARTS:

53CC956G40DAP CARTUCCIA / CARTRIDGE

CR **231,00**

BD - NR - TD **278,00**



42..568

Miscelatore monoforo lavello con doccia estraibile

Single-lever kitchen mixer with pull-out spray

Mitigeur monotrou évier avec douchette escamotable

Mezclador monomando fregadero con ducha extraíble

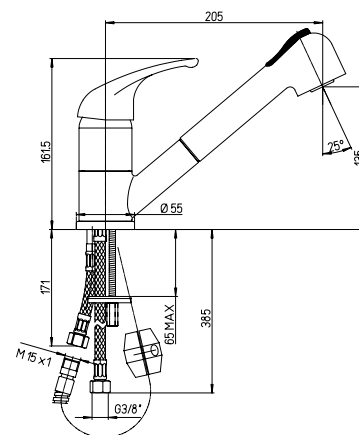
Spültischmischer mit herausziehbarer Handbrause

RICAMBI / SPARE PARTS:

53CC956G40AP CARTUCCIA / CARTRIDGE

CR **189,00**

BD - NR - TD **231,00**



42..568L

Miscelatore monoforo lavello con doccetta estraibile e leva clinica

Medical-lever kitchen mixer with pull-out spray

Mitigeur monotrou évier avec douchette escamotable et manette féminale

Mezclador monomando fregadero con ducha extraíble y maneta gerontológica

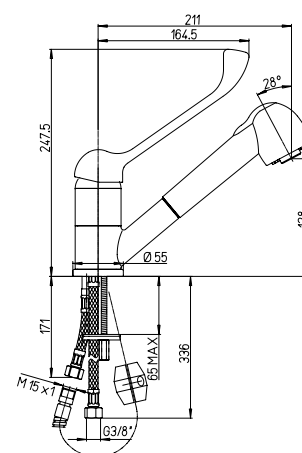
Spültischmischer mit herausziehbarer Handbrause und langem Hebel

RICAMBI / SPARE PARTS:

53CC956G40AP CARTUCCIA / CARTRIDGE

CR **207,00**

BD - NR - TD **248,00**



creta 100

42..570

Monocomando monoforoavello con bocca tubo orientabile

Single-lever kitchen mixer with swivel tube spout

Mitigeur évier bec tube orientable

Mezclador fregadero con caño tubular giratorio

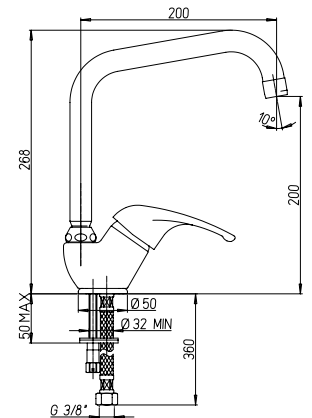
Einloch-Spültischmischer mit schwenkbarem Rohrauslauf

RICAMBI / SPARE PARTS:

53CC956G40AP CARTUCCIA / CARTRIDGE

CR **136,00**

BD - NR - TD **168,00**



42..571

Monocomando monoforoavello con bocca fusa orientabile

Single-lever kitchen mixer with swivel cast spout

Mitigeur évier bec fondu orientable

Mezclador fregadero con caño fundido giratorio

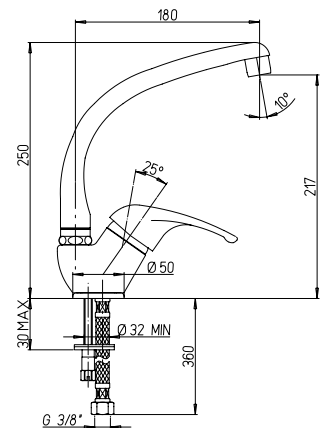
Einloch-Spültischmischer mit schwenkbarem Gussauslauf

RICAMBI / SPARE PARTS:

53CC956G40AP CARTUCCIA / CARTRIDGE

CR **147,00**

BD - NR - TD **178,00**



42..572

Miscelatore monoforoavello con bocca orientabile

Single-lever kitchen mixer with swivel spout

Mitigeur évier avec bec orientable

Mezclador monomando fregadero con caño giratorio

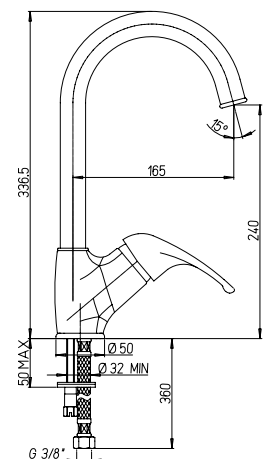
Spültischmischer mit schwenkbarem Auslauf

RICAMBI / SPARE PARTS:

53CC956G40DAP CARTUCCIA / CARTRIDGE

CR **199,00**

BD - NR - TD **241,00**



42..573

Monocomando monoforoavello bocca coassiale

Single-lever kitchen mixer with swivel spout

Mitigeur évier avec bec orientable

Mezclador monomando fregadero, caño giratorio

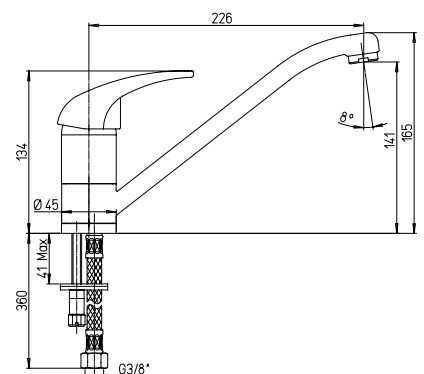
Einhebelmischer mit schwenkbarem Auslauf

RICAMBI / SPARE PARTS:

53CC956G40AP CARTUCCIA / CARTRIDGE

CR **115,00**

BD - NR - TD **142,00**



42..573L

Monocomando monoforo lavello con bocca coassiale e leva clinica

Single-lever kitchen mixer with swivel spout and medical lever

Mitigeur évier avec bec orientable et manette fémorale

Mezclador monomando fregadero con caño giratorio y maneta gerontológica

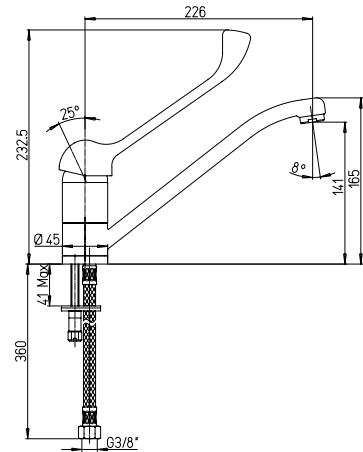
Einhebelmischer mit schwenkbarem Auslauf und langem Hebel

RICAMBI / SPARE PARTS:

53CC956G40AP CARTUCCIA / CARTRIDGE

CR **133,00**

BD - NR - TD **160,00**



42..690

Miscelatore doccia incasso

Built-in single-lever shower mixer

Mitigeur douche à encastrer

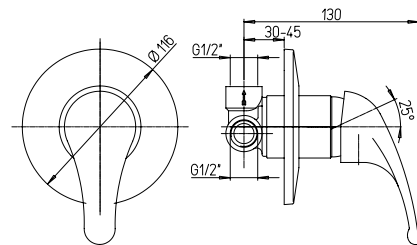
Mezclador ducha empotrado

Einbau Brausebatterie

RICAMBI / SPARE PARTS:

53CC956G40DAP CARTUCCIA / CARTRIDGE

CR **64,00**



42..691

Miscelatore doccia incasso con deviatore

Built-in single-lever bath-shower mixer with diverter

Mitigeur bain-douche à encastrer avec inverseur

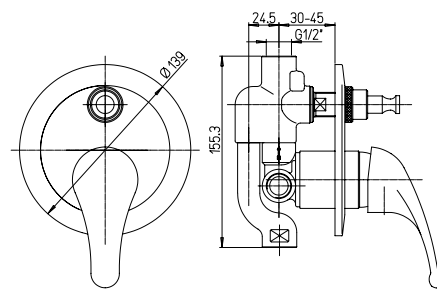
Mezclador monomando baño-doucha empotrado

Einbau Brausemischer mit Umschalter

RICAMBI / SPARE PARTS:

53CC956G40DAP CARTUCCIA / CARTRIDGE

CR **129,00**



SM smart

Green Thinking

La cartuccia Energy saving è intercambiabile con la cartuccia standard da 35 mm.

Energy Saving è una tecnologia che permette di fornire solo acqua fredda con la leva posizionata nel mezzo:


- risparmiando acqua calda
- risparmiando soldi
- rispettando l'ambiente

Energy saving cartridge is interchangeable with the standard 35 mm one.

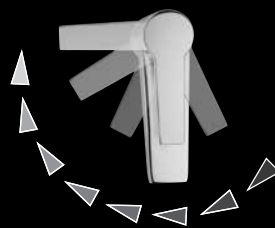
Energy Saving is a technology that allows an output of cold water only by positioning the lever in the middle point:

- hot water saving
- money saving
- environmental respect

G35 Energy Saving



ENERGY[®]
saving



 NUOVA GALATRON





smart

SM..100

Miscelatore vasca esterno completo

Single lever complete bath-shower mixer

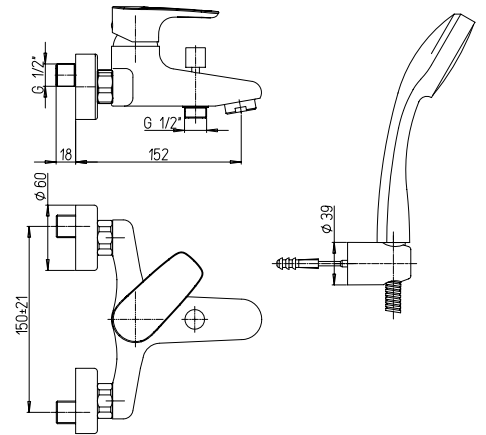
Mitigeur bain-douche apparent avec garniture de douche

Mezclador monomando baño-ducha con equipo ducha

Bademischer mit Brausegarnitur

RICAMBI / SPARE PARTS:

53CC956GMD CARTUCCIA / CARTRIDGE



CR

120,00

SM..105

Gruppo vasca esterno con doccia "Duplex"

Bath-shower mixer with adjustable shower kit

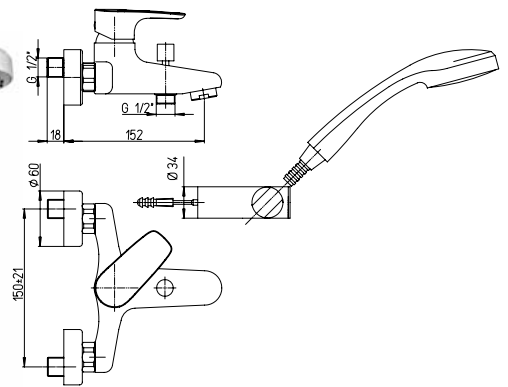
Mélangeur bain-douche apparent avec garniture de douche orientable

Mezclador baño-ducha con equipo ducha, soporte articulado

Wannenbatterie mit Brausegarnitur, Brausehalter verstellbar

RICAMBI / SPARE PARTS:

53CC956GMD CARTUCCIA / CARTRIDGE



CR

127,00

47..131

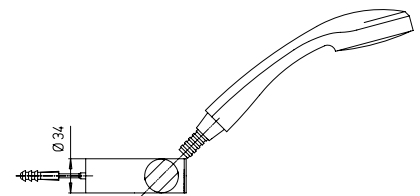
Duplex esterno

Adjustable shower kit

Garniture de douche orientable

Equipo ducha con soporte articulado

Brausegarnitur mit Brausehalter schwenkbar



CR

30,00

SM..111

Miscelatore vasca esterno senza "Duplex"

Single-lever bath mixer

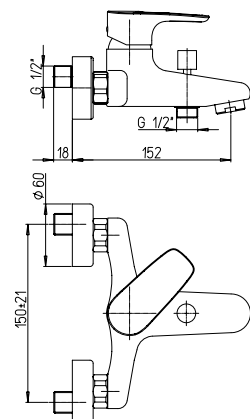
Mitigeur bain-douche apparent nu

Mezclador monomando para bañera

Bademischer ohne Brausegarnitur

RICAMBI / SPARE PARTS:

53CC956GMD CARTUCCIA / CARTRIDGE



CR

115,00

SM..211

Miscelatore monoforo lavabo, scarico automatico 1"1/4

Single-lever basin mixer with 1"1/4 pop-up waste

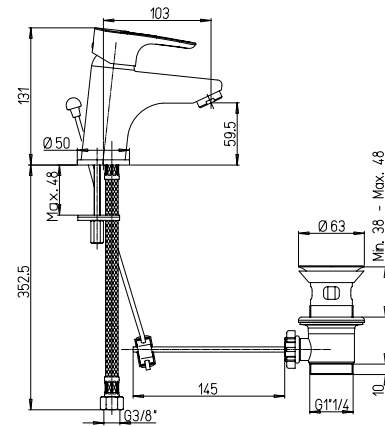
Mitigeur lavabo avec vidage automatique 1"1/4

Mezclador lavabo con desagüe automático 1"1/4

Waschtischmischer Ab- und Überlaufgarnitur 1"1/4

RICAMBI / SPARE PARTS:

53CC956G35DEP CARTUCCIA / CARTRIDGE



CR

105,00

SM..306

Miscelatore monoforo lavabo, scarico automatico 1"1/4

Single-lever basin mixer with 1"1/4 pop-up waste

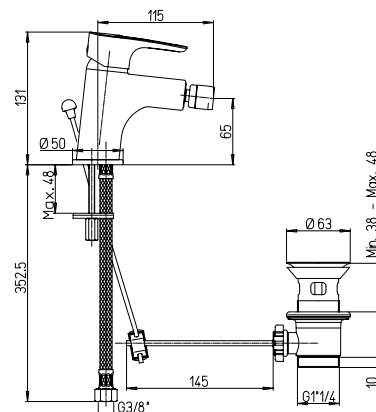
Mitigeur lavabo avec vidage automatique 1"1/4

Mezclador lavabo con desagüe automático 1"1/4

Waschtischmischer Ab- und Überlaufgarnitur 1"1/4

RICAMBI / SPARE PARTS:

53CC956G35DEP CARTUCCIA / CARTRIDGE



CR

105,00

SM..501

Monocomando lavello a muro

Wall mounted single-lever kitchen mixer

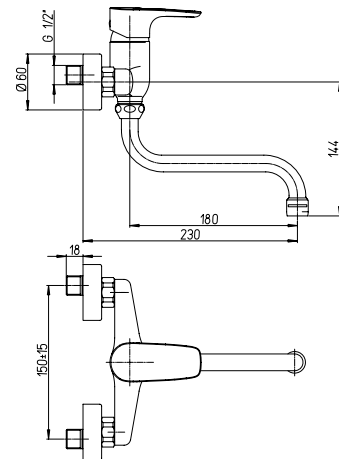
Mitigeur évier mural

Mezclador fregadero exterior

Wand-Spültischmischer

RICAMBI / SPARE PARTS:

53CC956GMD CARTUCCIA / CARTRIDGE



CR

96,00

SM..511V

Miscelatore doccia esterno 1/2"

1/2" single-lever shower mixer

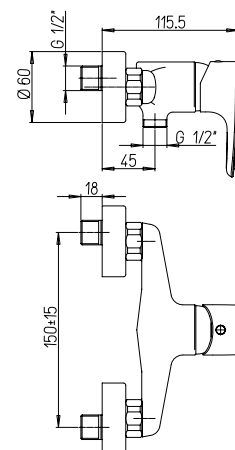
Mitigeur douche apparent nu 1/2"

Mezclador monomando ducha 1/2" sin equipo ducha

Brausemischer 1/2" ohne Brausegarnitur

RICAMBI / SPARE PARTS:

53CC956GMD CARTUCCIA / CARTRIDGE



CR

101,00

SM..583P

Monocomando monoforo lavello bocca coassiale

Single-lever kitchen mixer with swivel spout

Mitigeur évier avec bec orientable

Mezclador monomando fregadero, caño giratorio

Einhebelmischer mit schwenkbarem Auslauf

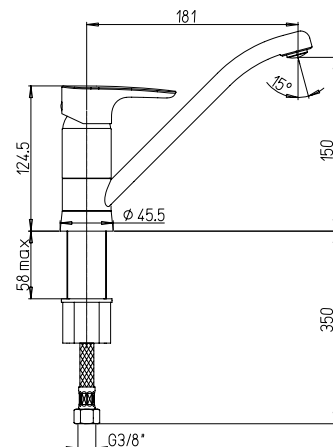
RICAMBI / SPARE PARTS:

53CC956G35EP CARTUCCIA / CARTRIDGE



CR

89,00



SM..570P

Monocomando monoforo lavello con bocca tubo orientabile

Single-lever kitchen mixer with swivel tube spout

Mitigeur évier bec tube orientable

Mezclador fregadero con caño tubular giratorio

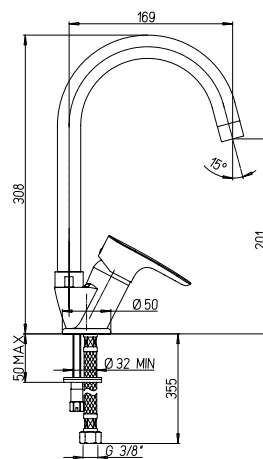
Einloch-Spültischmischer mit schwenkbarem Rohrauslauf

RICAMBI / SPARE PARTS:

53CC956GMD CARTUCCIA / CARTRIDGE

CR

125,00



SM..690

Miscelatore doccia incasso

Built-in single-lever shower mixer

Mitigeur douche à encastrer

Mezclador ducha empotrado

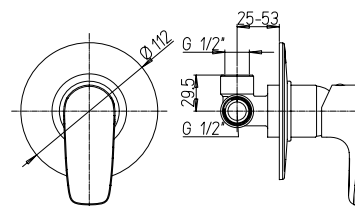
Einbau Brausebatterie

RICAMBI / SPARE PARTS:

53CC956GM CARTUCCIA / CARTRIDGE

CR

61,00



SM..6911

Miscelatore doccia incasso con deviatore rotativo 2 uscite

Built-in single-lever bath-shower mixer with 2-way rotary diverter valve

Mitigeur bain-douche à encastrer avec inverseur rotatif 2 sorties

Mezclador monomando baño-ducha empotrado

con desviador giratorio 2 salidas

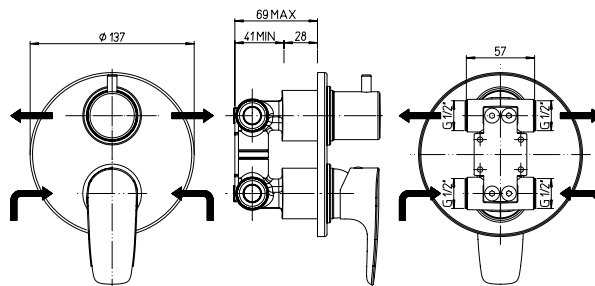
Einbau Brausemischer mit Drehumsteller, 2 Wege

RICAMBI / SPARE PARTS:

53CC956GM CARTUCCIA / CARTRIDGE

CR

122,00



SH
smart
medical



smart medical

smart medical

SH..105

Gruppo vasca esterno con doccia "Duplex"

Bath-shower mixer with adjustable shower kit

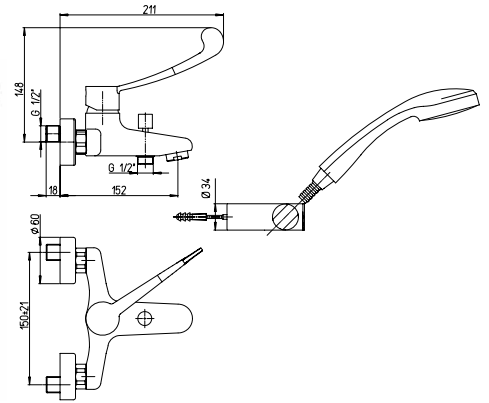
Mélangeur bain-douche apparent avec garniture de douche orientable

Mezclador baño-ducha con equipo ducha, soporte articulado

Wannenbatterie mit Brausegarnitur, Brausehalter verstellbar

RICAMBI / SPARE PARTS:

53CC956GMD CARTUCCIA / CARTRIDGE



CR

144,00

SH..111

Miscelatore vasca esterno senza "Duplex"

Single-lever bath mixer

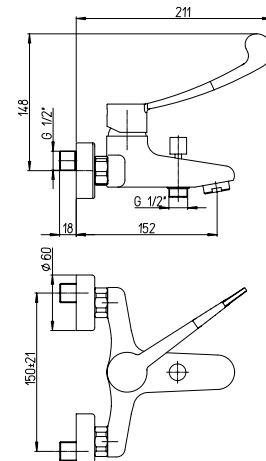
Mitigeur bain-douche apparent nu

Mezclador monomando para bañera

Bademischer ohne Brausegarnitur

RICAMBI / SPARE PARTS:

53CC956GMD CARTUCCIA / CARTRIDGE



CR

132,00

SH..211

Miscelatore monoforo lavabo, scarico automatico 1"1/4

Single-lever basin mixer with 1"1/4 pop-up waste

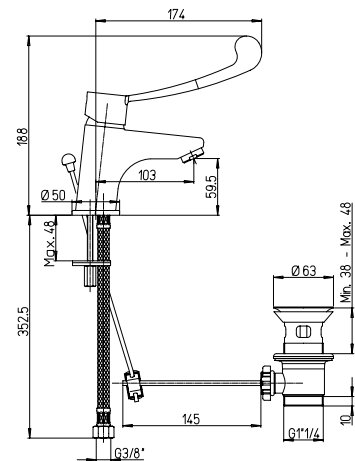
Mitigeur lavabo avec vidage automatique 1"1/4

Mezclador lavabo con desagüe automático 1"1/4

Waschtischmischer Ab- und Überlaufgarnitur 1"1/4

RICAMBI / SPARE PARTS:

53CC956G35DEP CARTUCCIA / CARTRIDGE



CR

122,00

SH..205

Miscelatore monoforo lavabo senza scarico

Single-lever basin mixer without waste

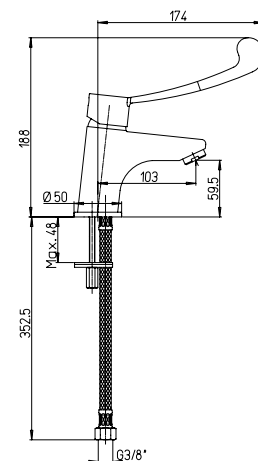
Mitigeur lavabo sans vidage

Mezclador monomando lavabo sin desagüe

Waschtischmischer ohne Ablaufgarnitur

RICAMBI / SPARE PARTS:

53CC956G35DEP CARTUCCIA / CARTRIDGE



CR

102,00

SH..306

Miscelatore monoforo bidet, scarico automatico 1"1/4

Single-lever bidet mixer with 1"1/4 pop-up waste

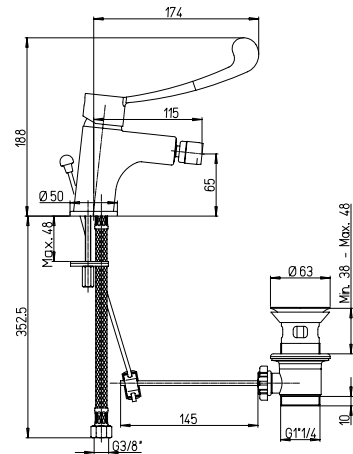
Mitigeur bidet avec vidage automatique 1"1/4

Mezclador monomando bidé con desagüe automático 1"1/4

Bidetmischer Ab- und Überlaufgarnitur 1"1/4

RICAMBI / SPARE PARTS:

53CC956G35DEP CARTUCCIA / CARTRIDGE



CR

122,00

SH..501

Monocomando lavello a muro

Wall mounted single-lever kitchen mixer

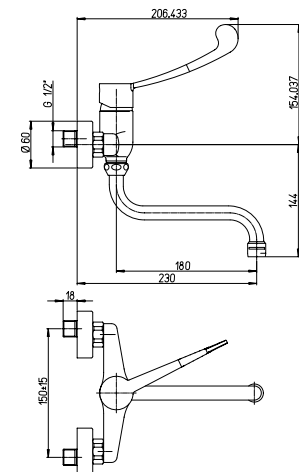
Mitigeur évier mural

Mezclador fregadero exterior

Wand-Spültischmischer

RICAMBI / SPARE PARTS:

53CC956GMD CARTUCCIA / CARTRIDGE



CR

113,00

SH..511V

Miscelatore doccia esterno 1/2"

1/2" single-lever shower mixer

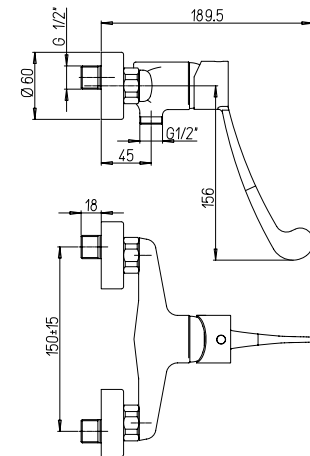
Mitigeur douche apparent nu 1/2"

Mezclador monomando ducha 1/2" sin equipo ducha

Brausemischer 1/2" ohne Brausegarnitur

RICAMBI / SPARE PARTS:

53CC956GMD CARTUCCIA / CARTRIDGE



CR

118,00

SH..509V

Miscelatore doccia esterno 1/2" con doccia "Duplex"

1/2" single-lever shower mixer with adjustable shower kit

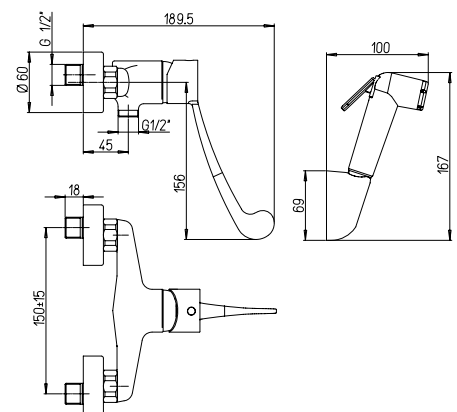
Mitigeur douche apparent 1/2" avec garniture de douche orientable

Mezclador monomando baño-ducha 1/2" con equipo ducha, soporte articulado

Brausemischer 1/2" mit Brausegarnitur, Brausehalter verstellbar

RICAMBI / SPARE PARTS:

53CC956GMD CARTUCCIA / CARTRIDGE



CR

141,00

smart medical

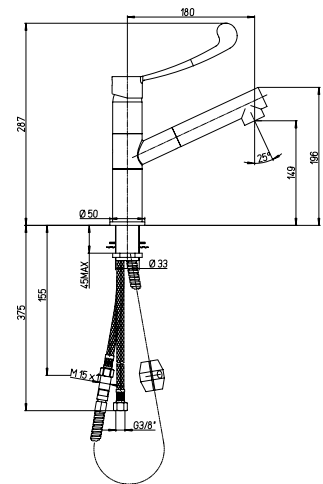
SH..568

Miscelatore monoforo lavello con doccia estraibile
 Single-lever kitchen mixer with pull-out spray
Mitigeur monotrou évier avec douchette escamotable
 Mezclador monomando fregadero con ducha extraíble
Spültischmischer mit herausziehbarer Handbrause

RICAMBI / SPARE PARTS:

53CC956GM CARTUCCIA / CARTRIDGE

CR **274,00**



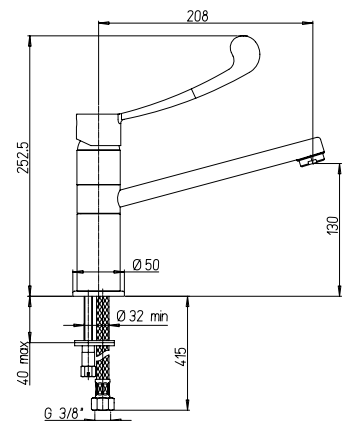
SH..573

Monocomando monoforo lavello bocca coassiale
 Single-lever kitchen mixer with swivel spout
Mitigeur évier avec bec orientable
 Mezclador monomando fregadero, caño giratorio
Einhebelmischer mit schwenkbarem Auslauf

RICAMBI / SPARE PARTS:

53CC956G35EP CARTUCCIA / CARTRIDGE

CR **173,00**



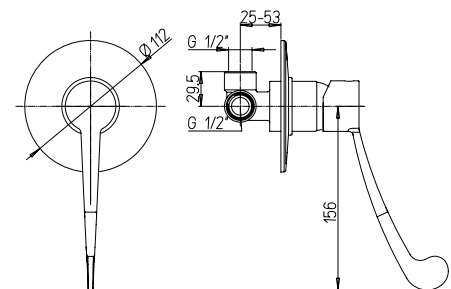
SH..690

Miscelatore doccia incasso
 Built-in single-lever shower mixer
Mitigeur douche à encastrer
 Mezclador ducha empotrado
Einbau Brausebatterie

RICAMBI / SPARE PARTS:

53CC956GM CARTUCCIA / CARTRIDGE

CR **78,00**



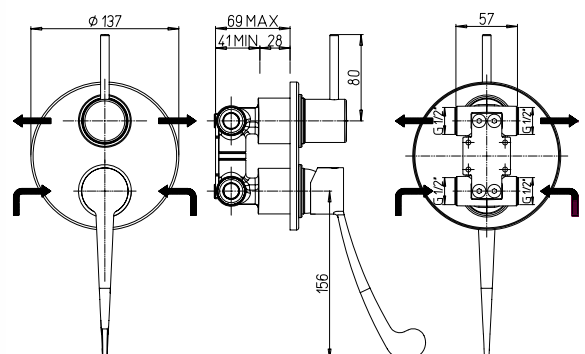
SH..6911

Miscelatore doccia incasso con deviatore rotativo 2 uscite
 Built-in single-lever bath-shower mixer with 2-way rotary diverter valve
Mitigeur bain-douche à encastrer avec inverseur rotatif 2 sorties
 Mezclador monomando baño-ducha empotrado con desviador giratorio 2 salidas
Einbau Brausemischer mit Drehumsteller, 2 Wege

RICAMBI / SPARE PARTS:


53CC956GM CARTUCCIA / CARTRIDGE

CR **139,00**



45 mixo TC





mixo TC

Il rubinetto MIXO è composto da anima interna in ottone collegata a componenti in TECNOPOLIMERO che sono a contatto con l'acqua. La scocca esterna, in materiale ABS cromato, non è a contatto con acqua.

MIXO tap is made of an inner brass liner connected to **TECHNO POLYMER** components which are in contact with water. The outer body in ABS chrome finish is not in contact with water

mixo TC

45..100TC

Miscelatore vasca esterno completo

Single-lever complete bath-shower mixer

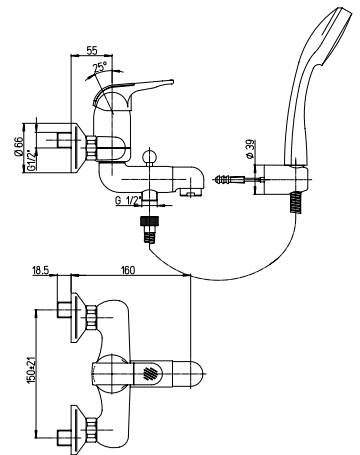
Mitigeur bain-douche apparent avec garniture de douche

Mezclador monomando baño-ducha mural con equipo ducha

Bademischer mit Brausegarnitur

RICAMBI / SPARE PARTS:

53CC956GM CARTUCCIA / CARTRIDGE



CR

100,00

45..105TC

Miscelatore vasca esterno con doccia "Duplex"

Single lever bath-shower mixer with adjustable shower kit

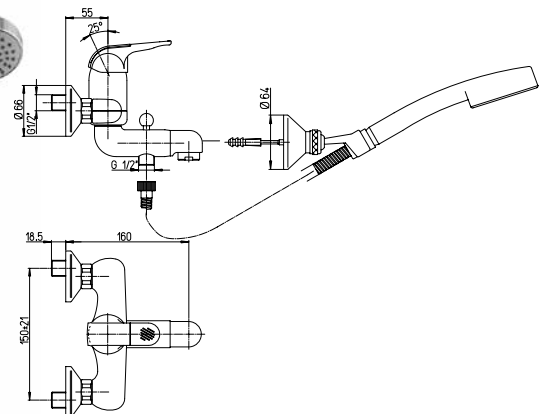
Mitigeur bain-douche apparent avec garniture de douche orientable

Mezclador monomando baño-ducha mural con equipo ducha, soporte articulado

Bademischer mit Brausegarnitur, Brausehalter verstellbar

RICAMBI / SPARE PARTS:

53CC956GM CARTUCCIA / CARTRIDGE



CR

BD

103,00

45..131

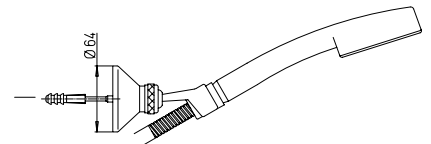
Duplex esterno

Adjustable shower kit

Garniture de douche orientable

Equipo ducha con soporte articulado

Brausegarnitur mit Brausehalter schwenkbar



CR

30,00

45..111TC

Miscelatore vasca esterno senza "Duplex"

Single-lever bath mixer

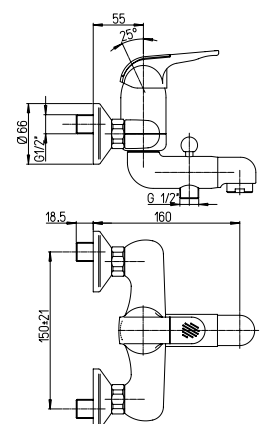
Mitigeur bain-douche apparent nu

Mezclador monomando para bañera

Bademischer ohne Brausegarnitur

RICAMBI / SPARE PARTS:

53CC956GM CARTUCCIA / CARTRIDGE



CR

93,00

45..119TC

Miscelatore vasca esterno con deviatore

Single lever bath mixer with diverter

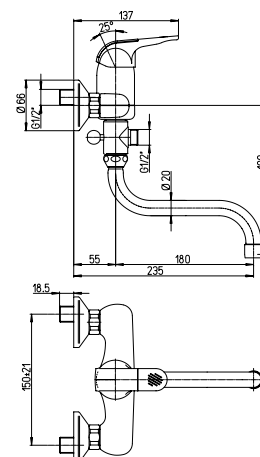
Mitigeur bain-douche apparent avec inverseur

Mezclador monomando baño-ducha con inversor

Bademischer mit Umstellung

RICAMBI / SPARE PARTS:

53CC956GM CARTUCCIA / CARTRIDGE



CR **102,00**

45..104TC

Miscelatore vasca esterno con deviatore e doccia "Duplex"

Single lever bath mixer with diverter and adjustable shower kit

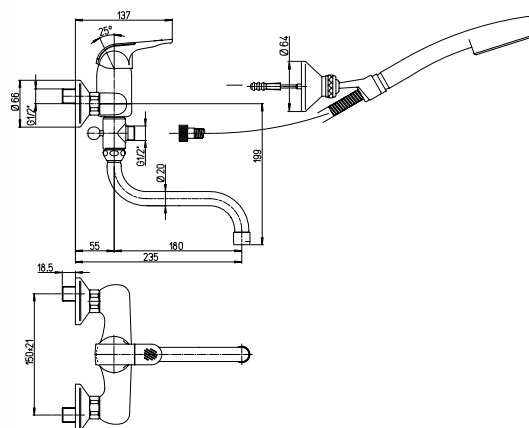
Mitigeur bain-douche apparent avec inverseur et garniture de douche orientable

Mezclador monomando baño-ducha con inversor y equipo ducha soporte articulado

Bademischer mit Umstellung und Brausegarnitur, Brausehalter verstellbar

RICAMBI / SPARE PARTS:

53CC956GM CARTUCCIA / CARTRIDGE



CR **127,00**

45..211TC

Miscelatore monoforo lavabo, scarico automatico 1"1/4

Single-lever basin mixer with 1"1/4 pop-up waste

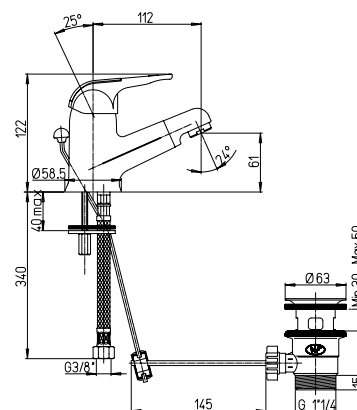
Mitigeur lavabo avec vidage automatique 1"1/4

Mezclador lavabo con desagüe automático 1"1/4

Waschtischmischer Ab- und Überlaufgarnitur 1"1/4

RICAMBI / SPARE PARTS:

53CC956GM CARTUCCIA / CARTRIDGE



CR **84,00**

45..205TC

Miscelatore monoforo lavabo senza scarico

Single-lever basin mixer without waste

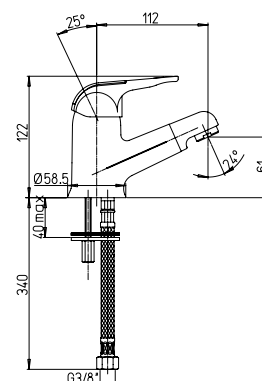
Mitigeur lavabo sans vidage

Mezclador monomando lavabo sin desagüe

Waschtischmischer ohne Ablaufgarnitur

RICAMBI / SPARE PARTS:

53CC956GM CARTUCCIA / CARTRIDGE



CR **71,00**

mixo TC

45..211WFPFR

Miscelatore monoforo lavabo con piletta clic-clac 1"1/4

Single lever basin mixer with 1"1/4 clic clac waste

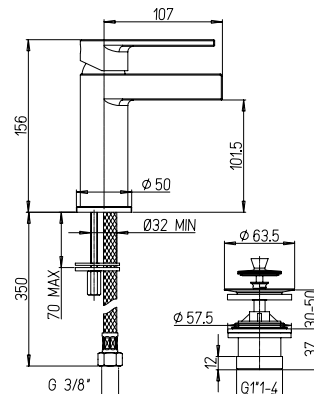
Mitigeur lavabo avec vidage clic clac 1"1/4

Mezclador monomando lavabo, desagüe 1"1/4 con tapon click-clack

Waschtischmischer mit Ab- und Überlaufgarnitur Clic Clac 1"1/4

RICAMBI / SPARE PARTS:

53CC956G25 CARTUCCIA / CARTRIDGE



CR

158,00

45..211TCL

Miscelatore monoforo lavabo con leva clinica, scarico automatico 1"1/4

Medical-lever basin mixer, 1"1/4 pop-up waste

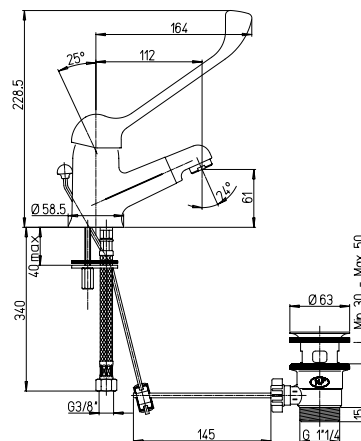
Mitigeur lavabo avec manette fémorale, vidage automatique 1"1/4

Mezclador lavabo con maneta gerontológica, desagüe automático 1"1/4

Waschtischmischer mit langem Hebel, Ab- und Überlaufgarnitur 1"1/4

RICAMBI / SPARE PARTS:

53CC956GM CARTUCCIA / CARTRIDGE



CR

93,00

45..205TCL

Miscelatore monoforo lavabo leva clinica, senza scarico

Medical-lever basin mixer without waste

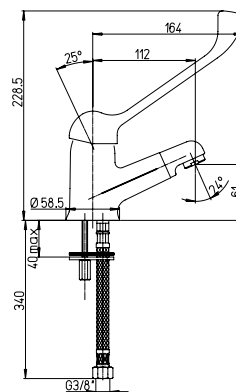
Mitigeur lavabo avec manette fémorale, sans vidage

Mezclador lavabo con maneta gerontológica, sin desagüe

Waschtischmischer mit langem Hebel, ohne Ablaufgarnitur

RICAMBI / SPARE PARTS:

53CC956GM CARTUCCIA / CARTRIDGE



CR

88,00

45..306TC

Miscelatore monoforo bidet, scarico automatico 1"1/4

Single-lever bidet mixer with 1"1/4 pop-up waste

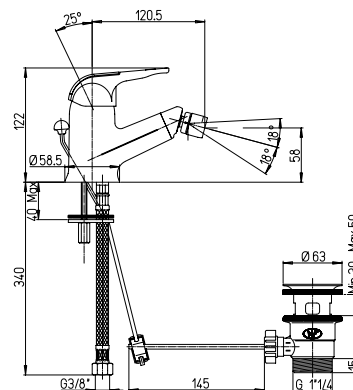
Mitigeur bidet avec vidage automatique 1"1/4

Mezclador monomando bidé con desagüe automático 1"1/4

Bidetmischer Ab- und Überlaufgarnitur 1"1/4

RICAMBI / SPARE PARTS:

53CC956GM CARTUCCIA / CARTRIDGE



CR

84,00

45..304TC

Miscelatore monoforo bidet senza scarico

Single-lever bidet mixer without waste

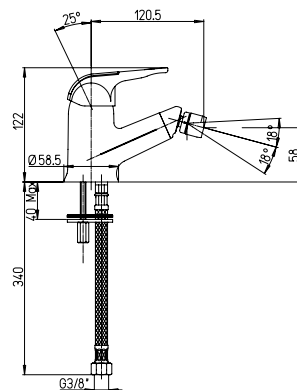
Mitigeur bidet sans vidage

Mezclador monomando bidé sin desagüe

Bidetmischer ohne Ablaufgarnitur

RICAMBI / SPARE PARTS:

53CC956GM CARTUCCIA / CARTRIDGE



CR

71,00

45..501TC

Monocomando lavello a muro

Wall mounted single-lever kitchen mixer

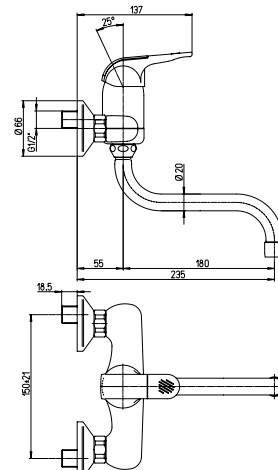
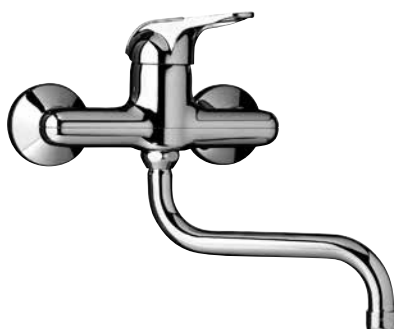
Mitigeur évier mural

Mezclador fregadero exterior

Wand-Spültischmischer

RICAMBI / SPARE PARTS:

53CC956GM CARTUCCIA / CARTRIDGE



CR

126,00

45..501TCL

Monocomando lavello a muro, leva clinica

Wall mounted medical-lever kitchen mixer

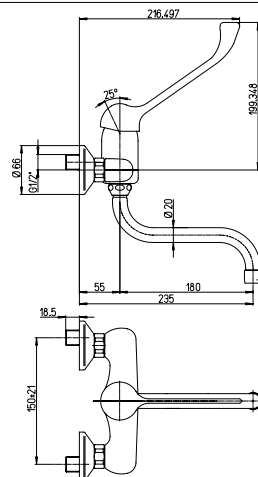
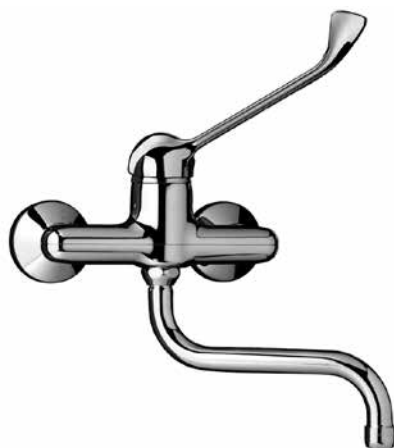
Mitigeur évier mural avec manette fémorale

Mezclador fregadero exterior con maneta gerontológica

Wand-Spültischmischer mit langem Hebel

RICAMBI / SPARE PARTS:

53CC956GM CARTUCCIA / CARTRIDGE



CR

144,00

45..511TC

Miscelatore doccia esterno 1/2"

1/2" single-lever shower mixer

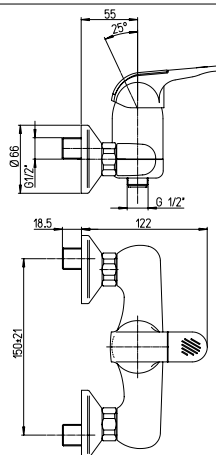
Mitigeur douche apparent nu 1/2"

Mezclador monomando ducha 1/2" sin equipo ducha

Brausemischer 1/2"

RICAMBI / SPARE PARTS:

53CC956GM CARTUCCIA / CARTRIDGE



CR

77,00

mixo TC

45..509TC

Miscelatore doccia esterno 1/2" con doccia "Duplex"

1/2" single-lever shower mixer with adjustable shower kit

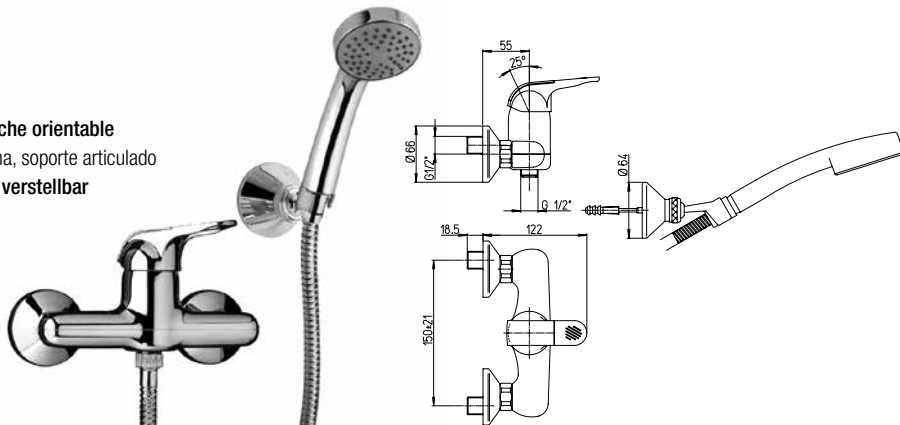
Mitigeur douche apparent 1/2" avec garniture de douche orientable

Mezclador monomando baño-ducha 1/2" con equipo ducha, soporte articulado

Brausemischer 1/2" mit Brausegarnitur, Brausehalter verstellbar

RICAMBI / SPARE PARTS:

53CC956GM CARTUCCIA / CARTRIDGE



CR

91,00

45..568TC

Miscelatore monoforo lavello con doccia estraibile

Single-lever kitchen mixer with pull-out spray

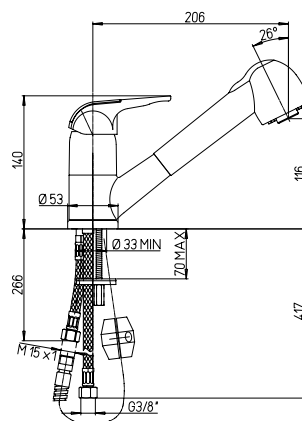
Mitigeur monotrou évier avec douchette escamotable

Mezclador monomando fregadero con ducha extraíble

Spültischmischer mit herausziehbarer Handbrause

RICAMBI / SPARE PARTS:

53CC956GM CARTUCCIA / CARTRIDGE



CR

157,00

45..568TCL

Miscelatore monoforo lavello con doccetta estraibile e leva clinica

Medical-lever kitchen mixer with pull-out spray

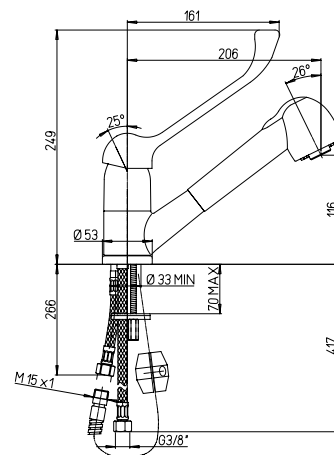
Mitigeur monotrou évier avec douchette escamotable et manette féminale

Mezclador monomando fregadero con ducha extraíble y maneta gerontológica

Spültischmischer mit herausziehbarer Handbrause und langem Hebel

RICAMBI / SPARE PARTS:

53CC956GM CARTUCCIA / CARTRIDGE



CR

175,00

45..573TC

Monocomando monoforo lavello bocca coassiale

Single-lever kitchen mixer with swivel spout

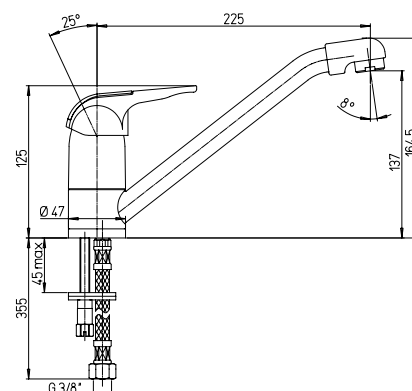
Mitigeur évier avec bec orientable

Mezclador monomando fregadero, caño giratorio

Einhebelmischer mit schwenkbarem Auslauf

RICAMBI / SPARE PARTS:

53CC956GM CARTUCCIA / CARTRIDGE



CR

94,00

45..573TCL

Monocomando monoforo lavello con bocca coassiale e leva clinica

Single-lever kitchen mixer with swivel spout and medical lever

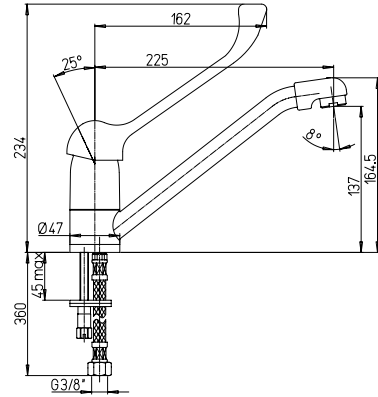
Mitigeur évier avec bec orientable et manette fémorale

Mezclador monomando fregadero con caño giratorio y maneta gerontológica

Einhebelmischer mit schwenkbarem Auslauf und langem Hebel

RICAMBI / SPARE PARTS:

53CC956GM CARTUCCIA / CARTRIDGE



CR

112,00

45..690

Miscelatore doccia incasso

Built-in single-lever shower mixer

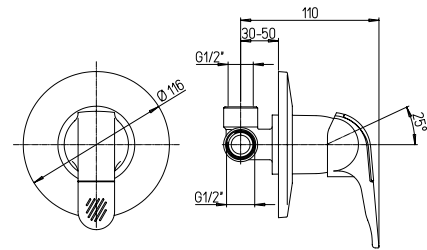
Mitigeur douche à encastrer

Mezclador ducha empotrado

Einbau Brausebatterie

RICAMBI / SPARE PARTS:

53CC956GM CARTUCCIA / CARTRIDGE



CR

57,00

45..691

Miscelatore doccia incasso con deviatore

Built-in single-lever bath-shower mixer with diverter

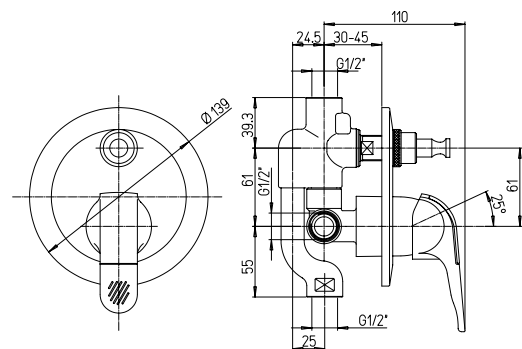
Mitigeur bain-douche à encastrer avec inverseur

Mezclador monomando baño-doucha empotrado

Einbau Brausemischer mit Umschalter

RICAMBI / SPARE PARTS:

53CC956GM CARTUCCIA / CARTRIDGE



CR

122,00

MR miura

Green Thinking

La cartuccia Energy saving è intercambiabile con la cartuccia standard da 35 mm.

Energy Saving è una tecnologia che permette di fornire solo acqua fredda con la leva posizionata nel mezzo:


- risparmiando acqua calda
- risparmiando soldi
- rispettando l'ambiente

Energy saving cartridge is interchangeable with the standard 35 mm one.

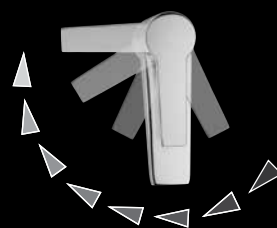
Energy Saving is a technology that allows an output of cold water only by positioning the lever in the middle point:

- hot water saving
- money saving
- environmental respect

G35 Energy Saving



ENERGY[®]
saving



 NUOVA GALATRON





miura

BiWater system

Il nuovo sistema adottato per la serie Miura, fa sì che il flusso dell'acqua non venga mai a contatto con alcun tipo di metallo evitandone così la cessione. Questa nuova concezione di erogazione tutela la salute dell'utilizzatore finale.

Miura taps are conceived with a BioWater System which prevents water flow coming into contact with any metal parts, so avoiding contaminations. This new water system protects the consumer's health.

MR..100

Miscelatore vasca esterno

Single lever bath-shower mixer

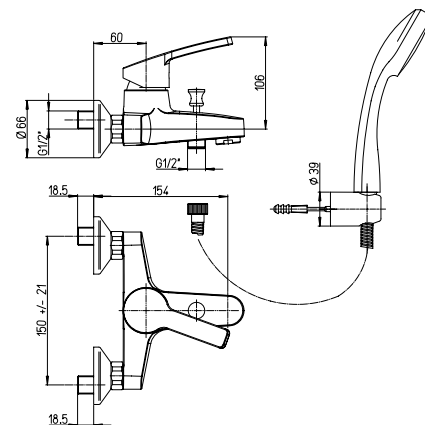
Mitigeur bain-douche apparent

Mezclador monomando baño-ducha

Bademischer mit Brausegarnitur

RICAMBI / SPARE PARTS:

53CC956GM CARTUCCIA / CARTRIDGE



CR

123,00

MR..105

Miscelatore vasca esterno con doccia "Duplex"

Single lever bath-shower mixer with adjustable shower kit

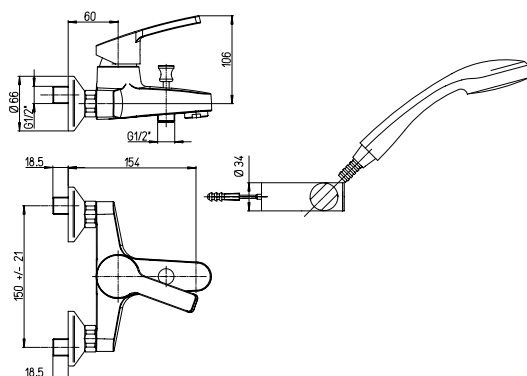
Mitigeur bain-douche apparent avec garniture de douche orientable

Mezclador baño-ducha con equipo ducha, soporte articulado

Bademischer mit Brausegarnitur, Brausehalter verstellbar

RICAMBI / SPARE PARTS:

53CC956GM CARTUCCIA / CARTRIDGE



CR

143,00

47..131

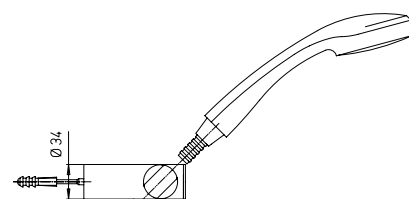
Duplex esterno

Adjustable shower kit

Garniture de douche orientable

Equipo ducha con soporte articulado

Brausegarnitur mit Brausehalter schwenkbar



CR

30,00

MR..111

Miscelatore vasca esterno senza "Duplex"

Bath mixer

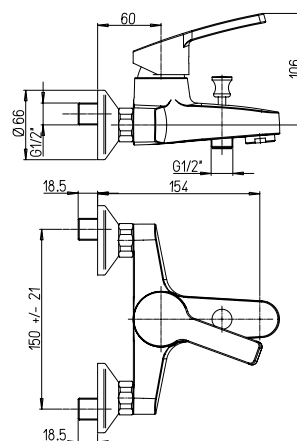
Mitigeur bain-douche mural nu

Mezclador para bañera

Wannenbatterie

RICAMBI / SPARE PARTS:

53CC956GM CARTUCCIA / CARTRIDGE



CR

116,00

MR..211

Miscelatore monoforo lavabo con scarico automatico 1"1/4

Single-lever basin mixer with 1"1/4 pop-up waste

Mitigeur lavabo avec vidage automatique 1"1/4

Mezclador lavabo con desagüe automático 1"1/4

Waschtischmischer Ab- und Überlaufgarnitur 1"1/4

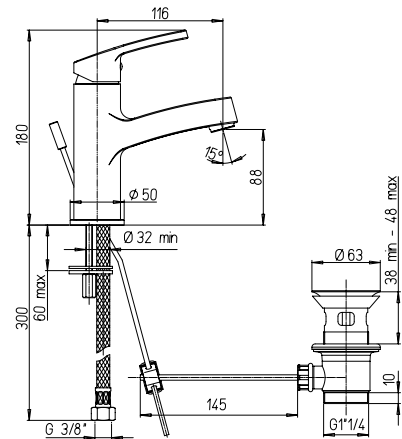
RICAMBI / SPARE PARTS:

53CC956G35EP CARTUCCIA / CARTRIDGE



CR

83,00



MR..306

Miscelatore monoforo bidet, scarico automatico 1"1/4

Single-lever bidet mixer with 1"1/4 pop-up waste

Mitigeur bidet avec vidage automatique 1"1/4

Mezclador monomando bidé con desagüe automático 1"1/4

Bidetmischer Ab- und Überlaufgarnitur 1"1/4

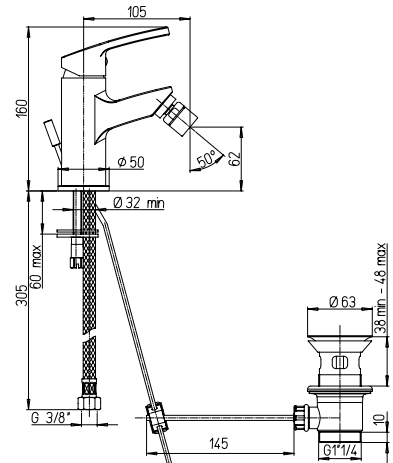
RICAMBI / SPARE PARTS:

53CC956G35EP CARTUCCIA / CARTRIDGE



CR

83,00



MR..511

Miscelatore doccia esterno 1/2"

1/2" single-lever shower mixer

Mitigeur douche apparent nu 1/2"

Mezclador monomando ducha 1/2" sin equipo ducha

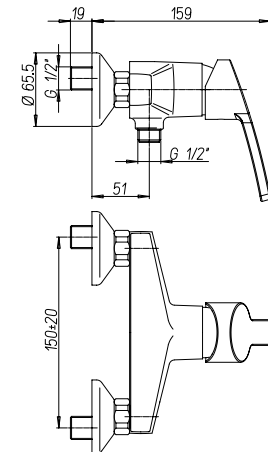
Brausemischer 1/2"

RICAMBI / SPARE PARTS:

53CC956GM CARTUCCIA / CARTRIDGE

CR

106,00



MR..573

Monocomando monoforo lavello bocca coassiale

Single-lever kitchen mixer with swivel spout

Mitigeur évier avec bec orientable

Mezclador monomando fregadero, caño giratorio

Einhebelmischer mit schwenkbarem Auslauf

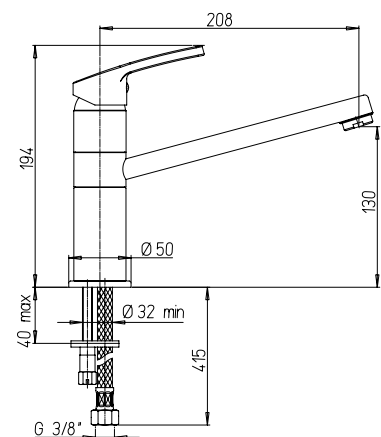
RICAMBI / SPARE PARTS:

53CC956G35EP CARTUCCIA / CARTRIDGE



CR

156,00

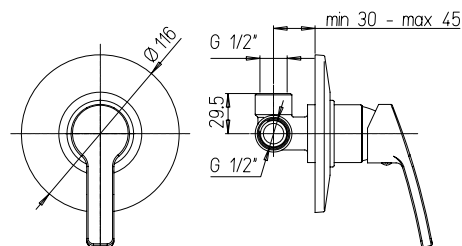


MR..690

Miscelatore doccia incasso
 Built-in single-lever shower mixer
Mitigeur douche à encastrer
 Mezclador ducha empotrado
Einbau Brausebatterie

RICAMBI / SPARE PARTS:

53CC956GM CARTUCCIA / CARTRIDGE



CR

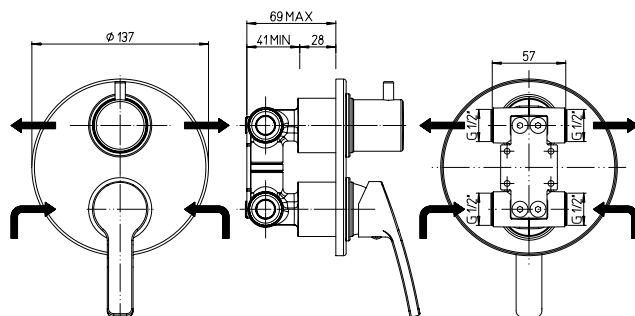
64,00

MR..6911

Miscelatore doccia incasso con deviatore rotativo 2 uscite
 Built-in single-lever bath-shower mixer with 2-way rotary diverter valve
Mitigeur bain-douche à encastrer avec inverseur rotatif 2 sorties
 Mezclador monomando baño-ducha empotrado
 con desviador giratorio 2 salidas
Einbau Brausemischer mit Drehumsteller, 2 Wege

RICAMBI / SPARE PARTS:

53CC956GM CARTUCCIA / CARTRIDGE



CR

129,00

69 jolly





Serie dotata di miscelatori termostatici (vedi sezione TH Collection)
Series with thermostatic mixers available (see TH Collection section)
Série avec robinetterie thermostatique (voir la section TH Collection)
Serie con mezcladores termostáticos (ver la sección TH Collection)
Serie mit Thermostat-Batterien verfügbar (Abschnitt TH Collection sehen)

69..100Z

Miscelatore vasca esterno completo

Single-lever complete bath-shower mixer

Mitigeur bain-douche apparent avec garniture de douche

Mezclador monomando baño-ducha mural con equipo ducha

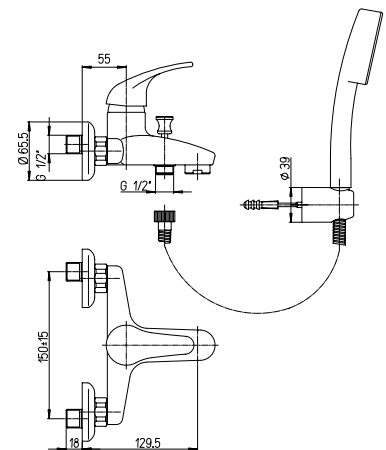
Bademischer mit Brausegarnitur

RICAMBI / SPARE PARTS:

53CC956GMD CARTUCCIA / CARTRIDGE

CR

103,00



69..105Z

Miscelatore vasca esterno con doccia "Duplex"

Single lever bath-shower mixer with adjustable shower kit

Mitigeur bain-douche apparent avec garniture de douche orientable

Mezclador monomando baño-ducha mural con equipo ducha, soporte articulado

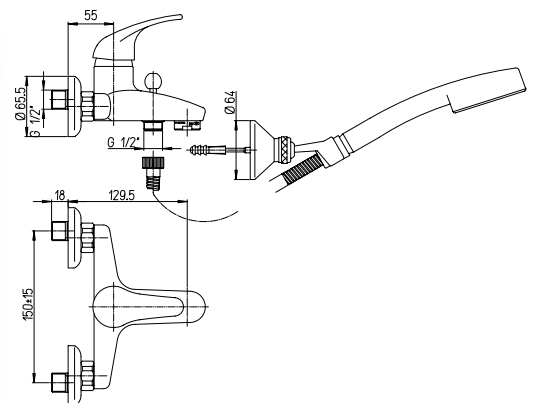
Bademischer mit Brausegarnitur, Brausehalter verstellbar

RICAMBI / SPARE PARTS:

53CC956GMD CARTUCCIA / CARTRIDGE

CR

106,00



45..131

Duplex esterno

Adjustable shower kit

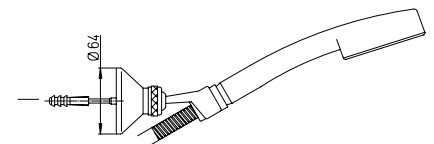
Garniture de douche orientable

Equipo ducha con soporte articulado

Brausegarnitur mit Brausehalter schwenkbar

CR

30,00



69..111Z

Miscelatore vasca esterno senza "Duplex"

Single-lever bath mixer

Mitigeur bain-douche apparent nu

Mezclador monomando para bañera

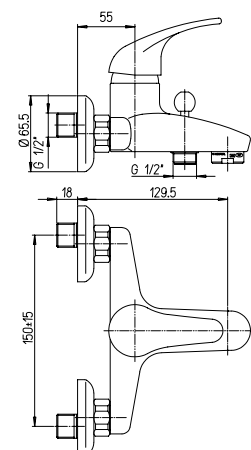
Bademischer ohne Brausegarnitur

RICAMBI / SPARE PARTS:

53CC956GMD CARTUCCIA / CARTRIDGE

CR

96,00



69..119Z

Miscelatore vasca esterno con deviatore

Single lever bath mixer with diverter

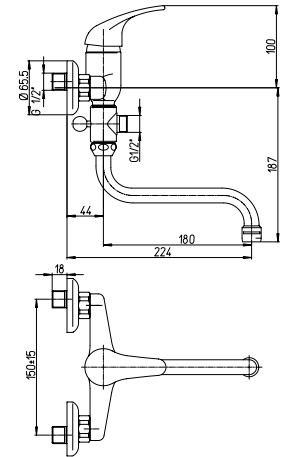
Mitigeur bain-douche apparent avec inverseur

Mezclador monomando baño-ducha con inversor

Bademischer mit Umstellung

RICAMBI / SPARE PARTS:

53CC956GMD CARTUCCIA / CARTRIDGE



CR **105,00**

69..104Z

Miscelatore vasca esterno con deviatore e doccia "Duplex"

Single lever bath mixer with diverter and adjustable shower kit

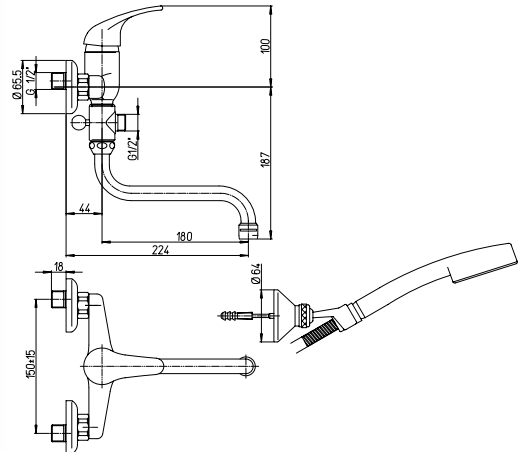
Mitigeur bain-douche apparent avec inverseur et garniture de douche orientable

Mezclador monomando baño-ducha con inversor y equipo ducha soporte articulado

Bademischer mit Umstellung und Brausegarnitur, Brausehalter verstellbar

RICAMBI / SPARE PARTS:

53CC956GMD CARTUCCIA / CARTRIDGE



CR **130,00**

69..211Z0

Miscelatore monoforo lavabo, scarico automatico 1"1/4

Single-lever basin mixer with 1"1/4 pop-up waste

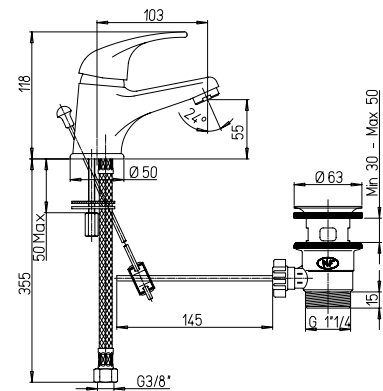
Mitigeur lavabo avec vidage automatique 1"1/4

Mezclador lavabo con desagüe automático 1"1/4

Waschtischmischer Ab- und Überlaufgarnitur 1"1/4

RICAMBI / SPARE PARTS:

53CC956GMD CARTUCCIA / CARTRIDGE



CR **77,00**

69..205Z

Miscelatore monoforo lavabo senza scarico

Single-lever basin mixer without waste

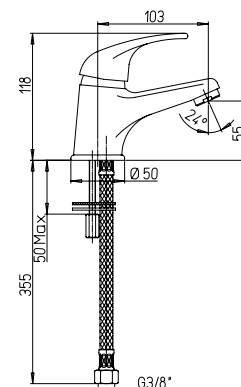
Mitigeur lavabo sans vidage

Mezclador monomando lavabo sin desagüe

Waschtischmischer ohne Ablaufgarnitur

RICAMBI / SPARE PARTS:

53CC956GMD CARTUCCIA / CARTRIDGE



CR **73,00**

69.200Z

Miscelatore monoforo lavabo **MONOACQUA**, scarico automatico 1"1/4

Basin tap with 1"1/4 waste

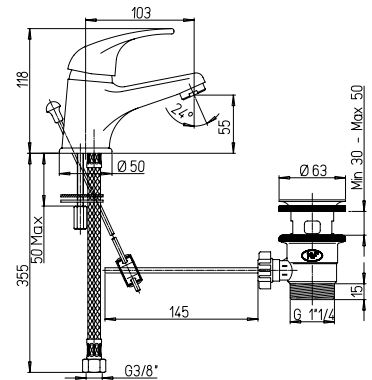
Robinet simple lavabo

Grifo lavabo

Standventil

RICAMBI / SPARE PARTS:

53CC956GMD CARTUCCIA / CARTRIDGE



CR

77,00

69.211LO

Miscelatore monoforo lavabo con leva clinica, scarico automatico 1"1/4

Medical-lever basin mixer, 1"1/4 pop-up waste

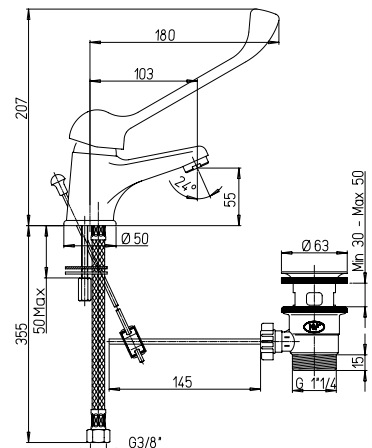
Mitigeur lavabo avec manette fémorale, vidage automatique 1"1/4

Mezclador lavabo con maneta gerontológica, desagüe automático 1"1/4

Waschtischmischer mit langem Hebel, Ab- und Überlaufgarnitur 1"1/4

RICAMBI / SPARE PARTS:

53CC956GMD CARTUCCIA / CARTRIDGE



CR

96,00

69.205L

Miscelatore monoforo lavabo leva clinica, senza scarico

Medical-lever basin mixer without waste

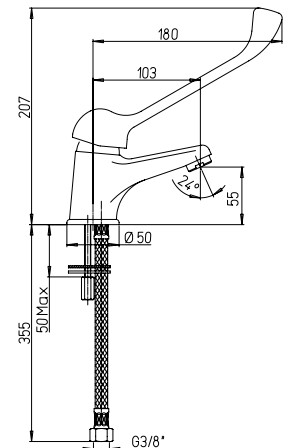
Mitigeur lavabo avec manette fémorale, sans vidage

Mezclador lavabo con maneta gerontológica, sin desagüe

Waschtischmischer mit langem Hebel, ohne Ablaufgarnitur

RICAMBI / SPARE PARTS:

53CC956GMD CARTUCCIA / CARTRIDGE



CR

91,00

69.306ZO

Miscelatore monoforo bidet, scarico automatico 1"1/4

Single-lever bidet mixer with 1"1/4 pop-up waste

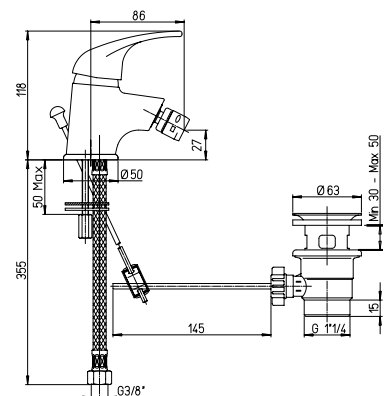
Mitigeur bidet avec vidage automatique 1"1/4

Mezclador monomando bidé con desagüe automático 1"1/4

Bidetmischer Ab- und Überlaufgarnitur 1"1/4

RICAMBI / SPARE PARTS:

53CC956GMD CARTUCCIA / CARTRIDGE



CR

77,00

69..304Z

Miscelatore monoforo bidet senza scarico

Single-lever bidet mixer without waste

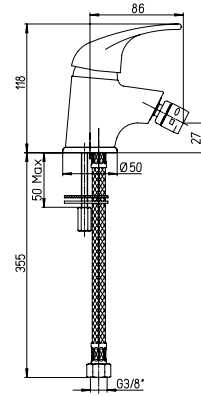
Mitigeur bidet sans vidage

Mezclador monomando bidé sin desagüe

Bidetmischer ohne Ablaufgarnitur

RICAMBI / SPARE PARTS:

53CC956GMD CARTUCCIA / CARTRIDGE



CR **73,00**

69..501Z

Monocomando lavello a muro

Wall mounted single-lever kitchen mixer

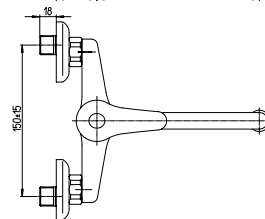
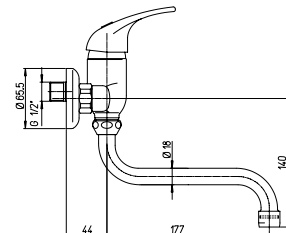
Mitigeur évier mural

Mezclador fregadero exterior

Wand-Spültischmischer

RICAMBI / SPARE PARTS:

53CC956GMD CARTUCCIA / CARTRIDGE



CR **97,00**

69..501L

Monocomando lavello a muro, leva clinica

Wall mounted medical-lever kitchen mixer

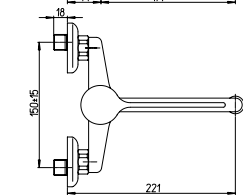
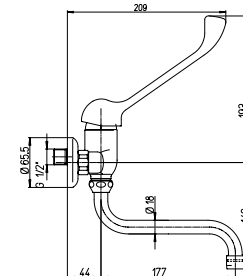
Mitigeur évier mural avec manette féminale

Mezclador fregadero exterior con maneta gerontológica

Wand-Spültischmischer mit langem Hebel

RICAMBI / SPARE PARTS:

53CC956GMD CARTUCCIA / CARTRIDGE



CR **123,00**

69..511Z

Miscelatore doccia esterno 1/2"

1/2" single-lever shower mixer

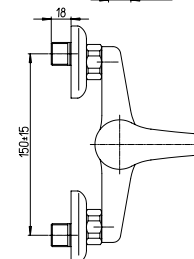
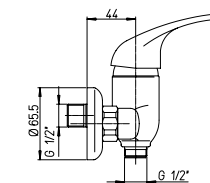
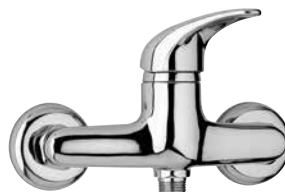
Mitigeur douche apparent nu 1/2"

Mezclador monomando ducha 1/2" sin equipo ducha

Brausemischer 1/2"

RICAMBI / SPARE PARTS:

53CC956GMD CARTUCCIA / CARTRIDGE



CR **79,00**

69..509Z

Miscelatore doccia esterno 1/2" con doccia "Duplex"

1/2" single-lever shower mixer with adjustable shower kit

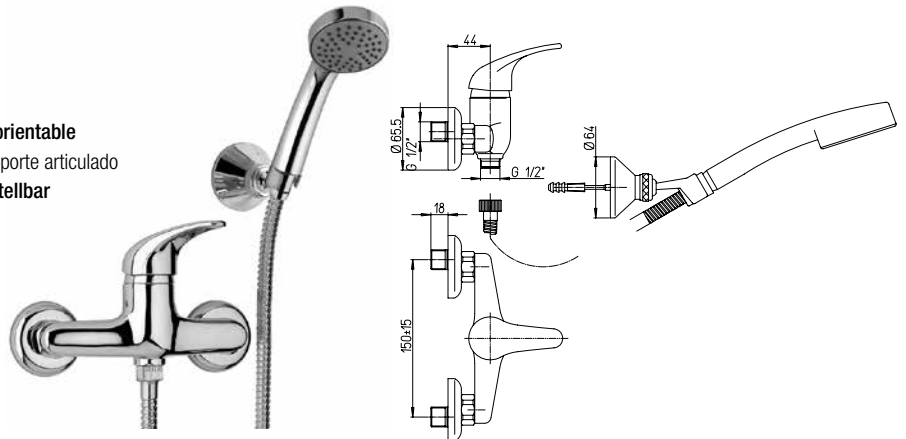
Mitigeur douche apparent 1/2" avec garniture de douche orientable

Mezclador monomando baño-ducha 1/2" con equipo ducha, soporte articulado

Brausemischer 1/2" mit Brausegarnitur, Brausehalter verstellbar

RICAMBI / SPARE PARTS:

53CC956GMD CARTUCCIA / CARTRIDGE



CR

94,00

69..573Z

Monocomando monoforo lavello bocca coassiale

Single-lever kitchen mixer with swivel spout

Mitigeur évier avec bec orientable

Mezclador monomando fregadero, caño giratorio

Einhebelmischer mit schwenkbarem Auslauf

RICAMBI / SPARE PARTS:

53CC956GM CARTUCCIA / CARTRIDGE



CR

89,00

69..573L

Monocomando monoforo lavello con bocca coassiale e leva clinica

Single-lever kitchen mixer with swivel spout and medical lever

Mitigeur évier avec bec orientable et manette fémorale

Mezclador monomando fregadero con caño giratorio y maneta gerontológica

Einhebelmischer mit schwenkbarem Auslauf und langem Hebel

RICAMBI / SPARE PARTS:

53CC956GM CARTUCCIA / CARTRIDGE



CR

107,00

69..592Z

Monocomando monoforo lavello bocca "Jota"

Single-lever kitchen mixer with "Jota" spout

Mitigeur évier avec bec "Jota"

Mezclador monomando fregadero, caño "Jota"

Einhebelmischer mit "Jota" Auslauf

RICAMBI / SPARE PARTS:

53CC956GM CARTUCCIA / CARTRIDGE



CR

94,00

69..594Z

Monocomando monoforo lavello con bocca tubo 90°

Single-lever kitchen mixer with 90° tube spout

Mitigeur évier bec tube 90°

Mezclador fregadero con caño tubular 90°

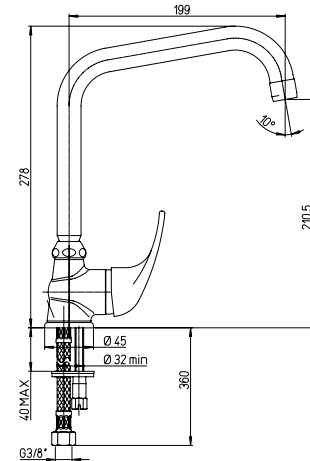
Einloch-Spültischmischer mit 90° Rohrauslauf

RICAMBI / SPARE PARTS:

53CC956GM CARTUCCIA / CARTRIDGE

CR

105,00



69..690Z

Miscelatore doccia incasso

Built-in single-lever shower mixer

Mitigeur douche à encastrer

Mezclador ducha empotrado

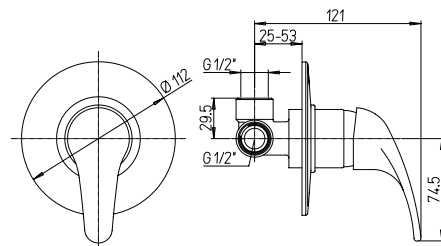
Einbau Brausebatterie

RICAMBI / SPARE PARTS:

53CC956GM CARTUCCIA / CARTRIDGE

CR

58,00



69..6911Z

Miscelatore doccia incasso con deviatore rotativo 2 uscite

Built-in single-lever bath-shower mixer with 2-way rotary diverter valve

Mitigeur bain-douche à encastrer avec inverseur rotatif 2 sorties

Mezclador monomando baño-ducha empotrado

con desviador giratorio 2 salidas

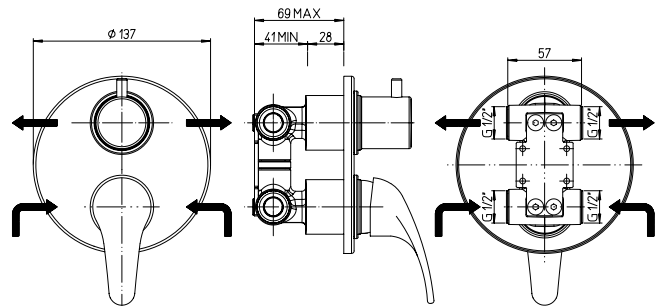
Einbau Brausemischer mit Drehumsteller, 2 Wege

RICAMBI / SPARE PARTS:

53CC956GM CARTUCCIA / CARTRIDGE

CR

125,00



17 liberty





17..100

Gruppo vasca esterno completo

Complete bath-shower mixer

Mélangeur bain-douche apparent avec garniture de douche

Mezclador baño-ducha mural con equipo ducha

Wannenbatterie mit Brausegarnitur

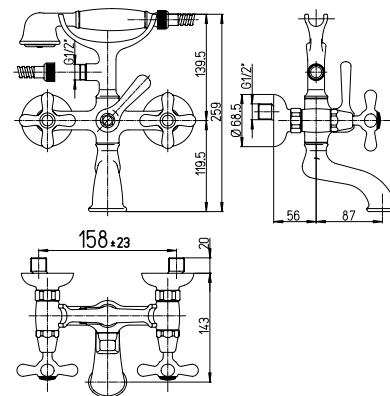
RICAMBI / SPARE PARTS:

49CR581AD VITONE / HEADWORK

CR **286,00**

BD - OT **380,00**

F3 - QL **372,00**



17..101

Miscelatore vasca esterno con raccordi bordo vasca

Bath-shower mixer with pillar connection

Mélangeur bain-douche apparent sur gorge avec garniture de douche

Mezclador baño-ducha con equipo ducha, inst. encimera

Wannenbatterie mit Brausegarnitur

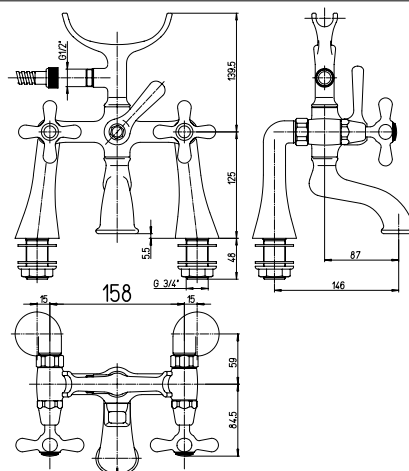
RICAMBI / SPARE PARTS:

49CR581AD VITONE / HEADWORK

CR **409,00**

BD - OT **478,00**

F3 - QL **484,00**



17..105

Gruppo vasca esterno con doccia "Duplex"

Bath-shower mixer with adjustable shower kit

Mélangeur bain-douche apparent avec garniture de douche orientable

Mezclador baño-ducha con equipo ducha, soporte articulado

Wannenbatterie mit Brausegarnitur, Brausehalter verstellbar

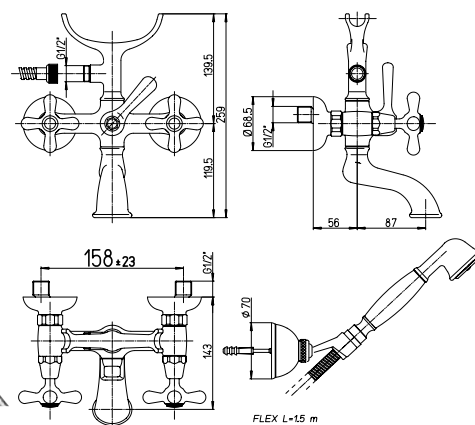
RICAMBI / SPARE PARTS:

49CR581AD VITONE / HEADWORK

CR **316,00**

BD - OT **437,00**

F3 - QL **424,00**



17..131

Duplex esterno

Adjustable shower kit

Garniture de douche orientable

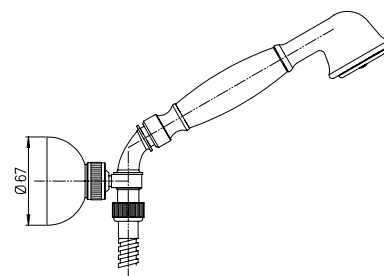
Equipo ducha con soporte articulado

Brausegarnitur mit Brausehalter schwenkbar

CR **76,50**

BD - OT **117,00**

F3 - QL **110,00**



17..108

Gruppo vasca esterno con doccia "Duplex" e raccordi bordo vasca 3/4"

Complete bath-shower mixer with adjustable shower kit and 3/4" pillar connection

Mélangeur bain-douche apparent sur gorge 3/4" avec garniture de douche orientable

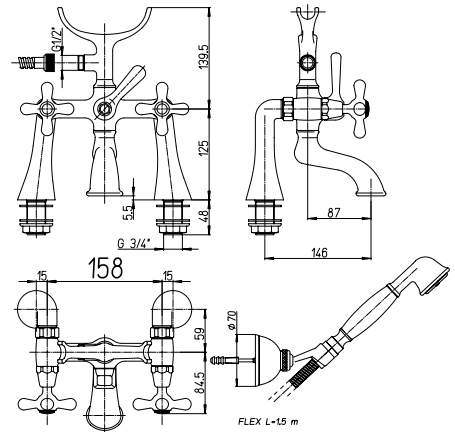
Mezclador baño-ducha con equipo ducha, soporte articulado, inst.encimera 3/4"

Kantewannenfüll- und Brausegarnitur, Brausehalter verstellbar, 3/4"

RICAMBI / SPARE PARTS:

49CR581AD VITONE / HEADWORK

CR	461,00
BD - OT	536,00
F3 - QL	546,00



17..111

Gruppo vasca esterno senza "Duplex"

Bath mixer

Mitigeur bain-douche apparent nu

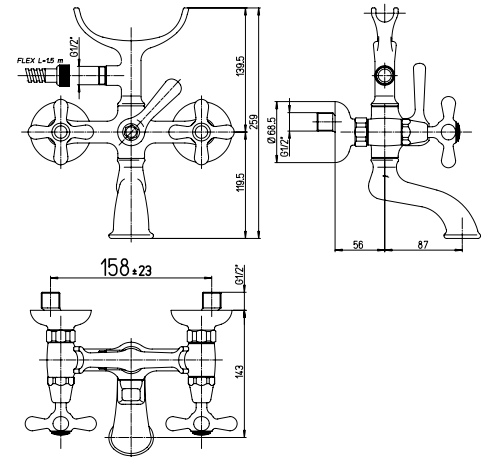
Mezclador para bañera

Wannenbatterie

RICAMBI / SPARE PARTS:

49CR581AD VITONE / HEADWORK

CR	240,00
BD - OT	329,00
F3 - QL	315,00



17..109

Gruppo bordo vasca completo

Complete deck bath-shower mixer

Mélangeur bain douche 5 trous complet

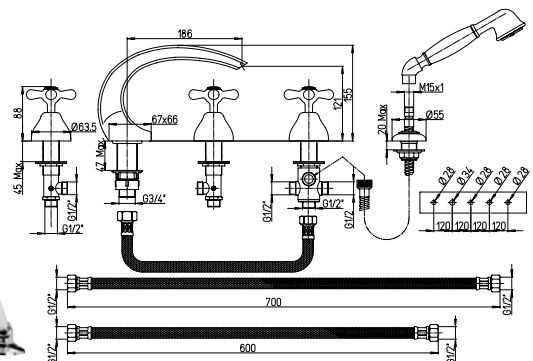
Kit completo baño-ducha

5-Loch-Wannenbatterie

RICAMBI / SPARE PARTS:

49CR581AD VITONE / HEADWORK

CR	685,00
BD - OT	822,00
F3 - QL	924,00



17..109SB

Gruppo bordo vasca senza bocca di erogazione

Deck bath-shower mixer without spout

Mélangeur bain douche sans bec

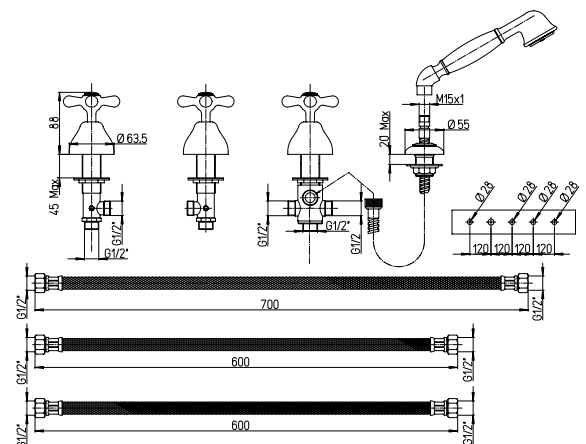
Batería baño-ducha encimera sin caño

Wannenbatterie ohne Auslauf

RICAMBI / SPARE PARTS:

49CR581AD VITONE / HEADWORK

CR	514,00
BD - OT	617,00
F3 - QL	694,00



17..200

Rubinetto lavabo "Cigno" da 1/2"

1/2" basin tap

Robinet simple lavabo 1/2"

Grifo lavabo de 1/2"

Standventil 1/2"

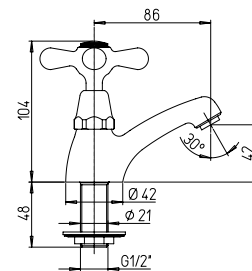
RICAMBI / SPARE PARTS:

49CR581AD VITONE / HEADWORK

CR **57,00**

BD - OT **62,00**

F3 - QL **70,00**



17..202

Rubinetto lavabo "Cigno" da 3/4"

3/4" basin tap

Robinet simple lavabo 3/4"

Grifo lavabo de 3/4"

Standventil 3/4"

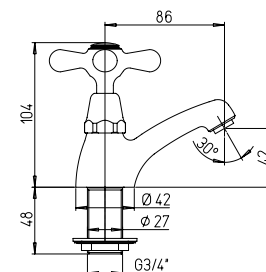
RICAMBI / SPARE PARTS:

49CR581AD VITONE / HEADWORK

CR **65,00**

BD - OT **70,00**

F3 - QL **78,00**



17..204

Rubinetto lavabo "Cigno" da 1/2" con aeratore

1/2" basin tap with aerator

Robinet simple lavabo 1/2" avec mousseur

Grifo lavabo de 1/2" con aireador

Standventil 1/2" mit Perlator

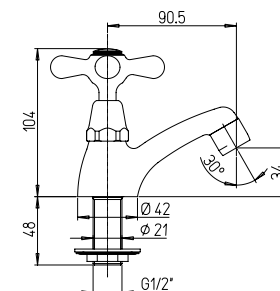
RICAMBI / SPARE PARTS:

49CR581AD VITONE / HEADWORK

CR **65,00**

BD - OT **70,00**

F3 - QL **78,00**



17..211

Batteria lavabo 3 fori, scarico automatico 1"1/4

3-hole basin mixer, 1"1/4 pop-up waste

Mélangeur lavabo avec vidage automatique 1"1/4

Batería lavabo con desagüe automático 1"1/4

Waschtischbatterie, Ab- und Überlaufgarnitur 1"1/4

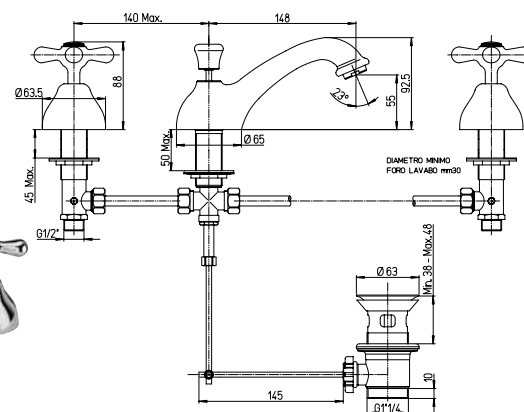
RICAMBI / SPARE PARTS:

49CR581AD VITONE / HEADWORK

CR **246,00**

BD - OT **331,00**

F3 - QL **332,00**



17.214

Batteria lavabo 3 fori con bocca orientabile, scarico automatico 1"1/4

3-hole basin mixer with swivel spout, 1"1/4 pop-up waste

Mélangeur lavabo bec orientable avec vidage automatique 1"1/4

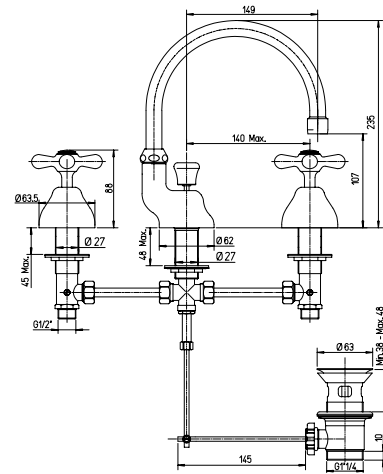
Batería lavabo caño giratorio con desagüe automático 1"1/4

Waschtischbatterie mit schwenkbarem Auslauf, Ab- und Überlaufgarnitur 1"1/4

RICAMBI / SPARE PARTS:

49CR581AD VITONE / HEADWORK

CR	248,00
BD - OT	337,00
F3 - QL	336,00



17.243

Monoblocco lavabo, scarico automatico 1"1/4

Basin monobloc, 1"1/4 pop-up waste

Mélangeur lavabo, vidage automatique 1"1/4

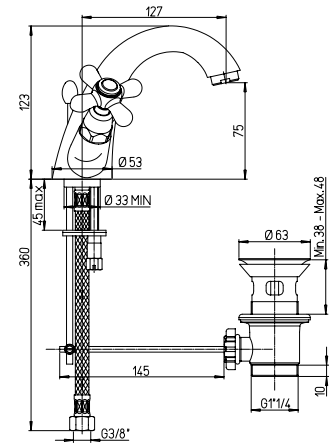
Mezclador lavabo, desagüe automático 1"1/4

Waschtischbatterie, Ab- und Überlaufgarnitur 1"1/4

RICAMBI / SPARE PARTS:

49CR581AD VITONE / HEADWORK

CR	197,00
BD - OT	278,00
F3 - QL	287,00



17.250

Monoforo lavabo con bocca tubo orientabile, scarico automatico 1"1/4

Basin mixer with swivel spout, 1"1/4 pop-up waste

Mélangeur lavabo avec bec haut orientable, vidage automatique 1"1/4

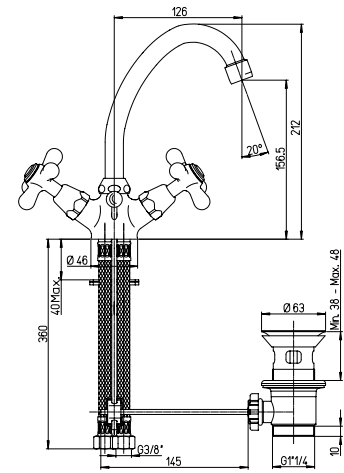
Mezclador lavabo con caño alto giratorio, desagüe automático 1"1/4

Waschtischbatterie mit schwenkbarem Auslauf, Ab- und Überlaufgarnitur 1"1/4

RICAMBI / SPARE PARTS:

49CR581AD VITONE / HEADWORK

CR	146,00
BD - OT	234,00
F3 - QL	229,00



17.306

Batteria bidet, scarico automatico 1"1/4

3-hole bidet mixer, 1"1/4 pop-up waste

Mélangeur bidet avec vidage automatique 1"1/4

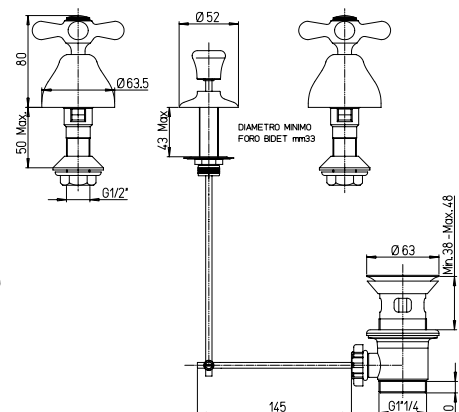
Batería bidé con desagüe automático 1"1/4

Bidetbatterie, Ab- und Überlaufgarnitur 1"1/4

RICAMBI / SPARE PARTS:

49CR581AD VITONE / HEADWORK

CR	157,00
BD - OT	226,00
F3 - QL	234,00



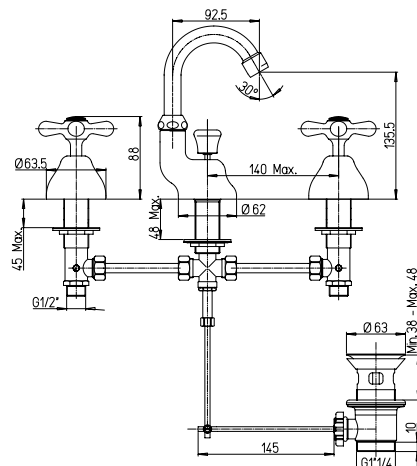
17..314

Batteria bidet 3 fori con bocca orientabile, scarico automatico 1"1/4
 3-hole bidet mixer with swivel spout, 1"1/4 pop-up waste
Mélangeur bidet bec orientable avec vidage automatique 1"1/4
 Bateria bidé caño giratorio con desagüe automático 1"1/4
Bidetbatterie mit schwenkbarem Auslauf, Ab- und Überlaufgarnitur 1"1/4

RICAMBI / SPARE PARTS:

49CR581AD VITONE / HEADWORK

CR	237,00
BD - OT	328,00
F3 - QL	327,00



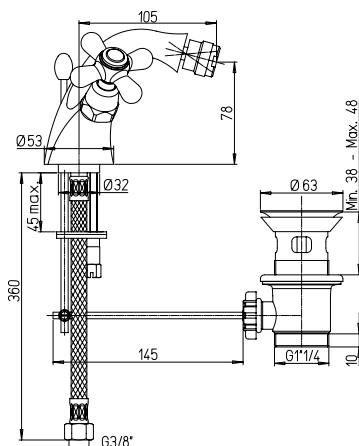
17..327

Monoblocco bidet, scarico automatico 1"1/4
 Bidet monobloc, 1"1/4 pop-up waste
Mélangeur bidet, vidage automatique 1"1/4
 Mezclador bidé, desagüe automático 1"1/4
Bidetbatterie, Ab- und Überlaufgarnitur 1"1/4

RICAMBI / SPARE PARTS:

49CR581AD VITONE / HEADWORK

CR	190,00
BD - OT	276,00
F3 - QL	279,00



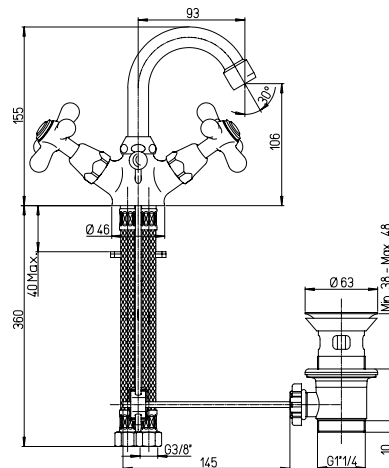
17..251

Monoforo bidet con bocca tubo orientabile, scarico automatico 1"1/4
 Bidet monobloc mixer with swivel spout, 1"1/4 pop-up waste
Mélangeur bidet avec bec orientable, vidage automatique 1"1/4
 Mezclador bidé con caño giratorio, desagüe automático 1"1/4
Bidetmischer mit schwenkbarem Auslauf, Ab- und Überlaufgarnitur 1"1/4

RICAMBI / SPARE PARTS:

49CR581AD VITONE / HEADWORK

CR	152,00
BD - OT	239,00
F3 - QL	233,00



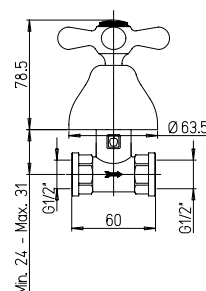
17..400

Rubinetto arresto da 1/2"
 1/2" stop valve
Robinet d'arrêt 1/2"
 Llave de paso de 1/2"
Absperventil 1/2"

RICAMBI / SPARE PARTS:

49CR581AD VITONE / HEADWORK

CR	54,00
BD - OT	66,00
F3 - QL	72,00



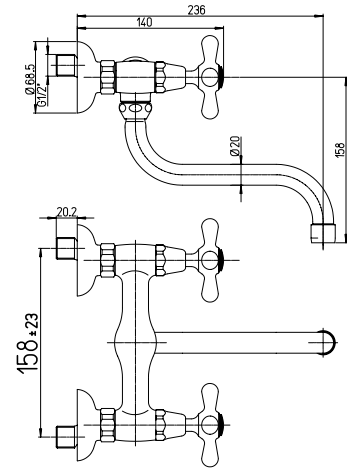
17..501

Gruppo lavello a muro
Wall mounted kitchen mixer
Mélangeur évier mural
Mezclador fregadero exterior
Wand-Spültischbatterie

RICAMBI / SPARE PARTS:

49CR581AD VITONE / HEADWORK

CR	143,00
BD - NR - TD	215,00
F3 - QL	202,00



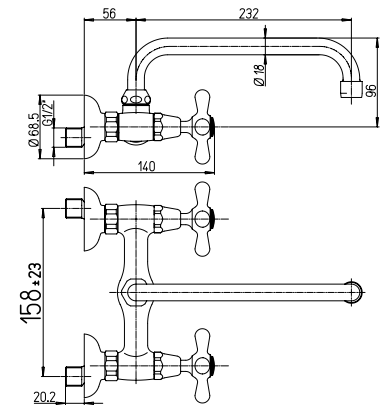
17..502

Gruppo lavello murale con bocca superiore a "U"
Wall mounted kitchen mixer
Mélangeur évier mural
Mezclador fregadero exterior con caño superior
Wand-Spültischbatterie

RICAMBI / SPARE PARTS:

49CR581AD VITONE / HEADWORK

CR	143,00
BD - NR - TD - OT	215,00
F3 - QL	202,00



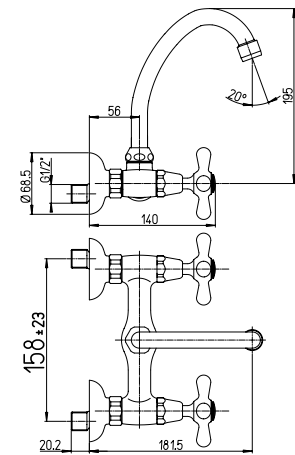
17..503

Gruppo lavello murale con bocca superiore "Jota"
Wall mounted kitchen mixer
Mélangeur évier mural
Mezclador fregadero exterior con caño superior
Wand-Spültischbatterie

RICAMBI / SPARE PARTS:

49CR581AD VITONE / HEADWORK

CR	143,00
BD - NR - TD - OT	215,00
F3 - QL	202,00



17..505

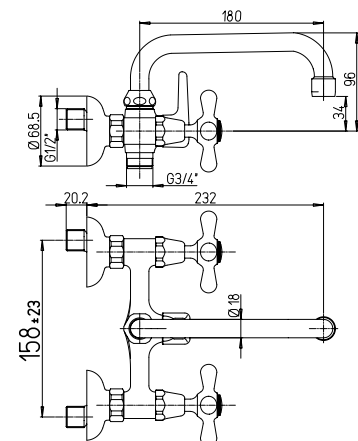
Gruppo lavello murale con attacco lavastoviglie
Wall mounted kitchen mixer with dish-washer connection
Mélangeur évier mural avec raccord pour lave-vaisselles
Mezclador fregadero exterior con caño superior y con llave para lavavajillas
Wand-Spültischbatterie mit Umstellung für Geschirrspülmaschine

RICAMBI / SPARE PARTS:

49CR581AD VITONE / HEADWORK



CR	167,00
BD - NR - TD - OT	237,00
F3 - QL	242,00



17..517

Rubinetto lavello 1/2" con bocca inferiore e rompigetto

1/2" sink tap with flow straightener

Robinet simple évier 1/2" avec mousseur

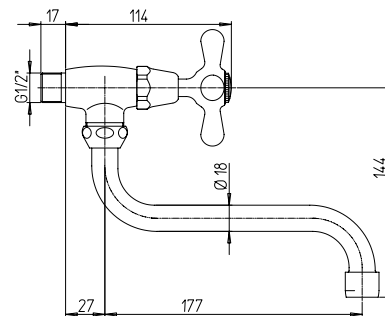
Grifo fregadero de 1/2" con rompeaguas

Auslaufventil 1/2" mit Strahlregler

RICAMBI / SPARE PARTS:

49CR581AD VITONE / HEADWORK

CR	74,50
BD - NR - TD - OT	98,00
F3 - QL	98,00



17..518

Rubinetto lavello 1/2" con bocca superiore a "U"

1/2" sink tap, upper spout

Robinet simple évier 1/2"

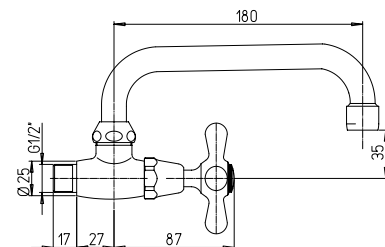
Grifo fregadero de 1/2"

Auslaufventil 1/2"

RICAMBI / SPARE PARTS:

49CR581AD VITONE / HEADWORK

CR	74,50
BD - NR - TD - OT	98,00
F3 - QL	98,00



17..519

Rubinetto lavello 1/2" con bocca superiore "Jota"

1/2" sink tap, upper spout

Robinet simple évier 1/2"

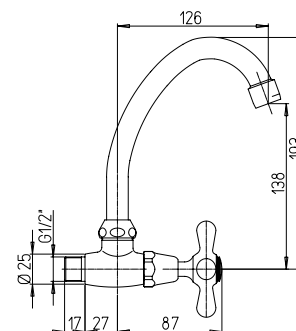
Grifo fregadero de 1/2"

Auslaufventil 1/2"

RICAMBI / SPARE PARTS:

49CR581AD VITONE / HEADWORK

CR	74,50
BD - NR - TD - OT	98,00
F3 - QL	98,00



17..520

Rubinetto erogazione 1/2" con portagomma

1/2" tap with hose connection

Robinet simple 1/2" avec raccord pour tuyau

Grifo de 1/2" con juntura para manguera

Standventil 1/2" mit Rohr-Verbindung

RICAMBI / SPARE PARTS:

49CR581AD VITONE / HEADWORK

CR	57,50
BD - NR - TD - OT	84,00
F3 - QL	84,00



17..521

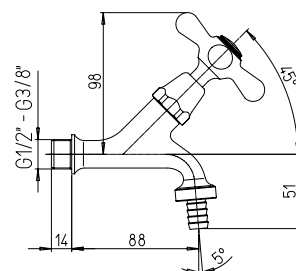
Rubinetto erogazione 3/8" con portagomma

3/8" tap with hose connection

Robinet simple 3/8" avec raccord pour tuyau

Grifo de 3/8" con juntura para manguera

Standventil 3/8" mit Rohr-Verbindung



17..523

Rubinetto erogazione 1/2" con rompigetto

1/2" tap with flow straightener

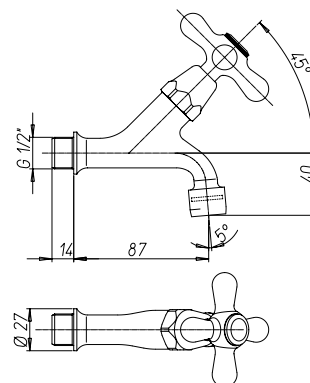
Robinet simple 1/2" avec brise-jet

Grifo de 1/2" con rompeaguas

Standventil 1/2" mit Luftsprudler

RICAMBI / SPARE PARTS:

49CR581AD VITONE / HEADWORK



CR	57,50
BD - NR - TD - OT	84,00
F3 - QL	84,00

17..525

Rubinetto lavatrice 1/2" x 3/4"

1/2" x 3/4" washing machine tap

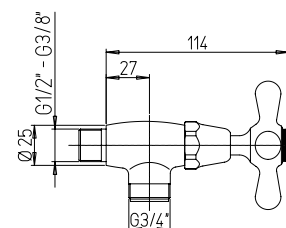
Robinet simple avec raccord 1/2" x 3/4" pour lave-vaisselles

Grifo 1/2" x 3/4" con juntura lavavajillas

Standventil 1/2" x 3/4" mit Geschirrspülmaschine-Verbindung

RICAMBI / SPARE PARTS:

49CR581AD VITONE / HEADWORK



CR	33,00
BD - NR - TD - OT	43,00
F3 - QL	43,00

17..526

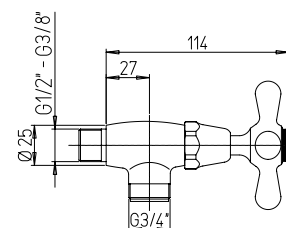
Rubinetto lavatrice 3/8" x 3/4"

3/8" x 3/4" washing machine tap

Robinet simple avec raccord 3/8" x 3/4" pour lave-vaisselles

Grifo 3/8" x 3/4" con juntura lavavajillas

Standventil 3/8" x 3/4" mit Geschirrspülmaschine-Verbindung



17..528

Rubinetto lavatrice 1/2" x 1/2"

1/2" x 1/2" washing machine tap

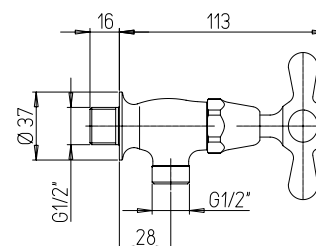
Robinet simple avec raccord 1/2" x 1/2" pour lave-vaisselles

Grifo 1/2" x 1/2" con juntura lavavajillas

Standventil 1/2" x 1/2" mit Geschirrspülmaschine-Verbindung

RICAMBI / SPARE PARTS:

49CR581AD VITONE / HEADWORK



CR	33,00
BD - NR - TD - OT	43,00
F3 - QL	43,00

17..530

Rubinetto prolungato 1/2"

1/2" long tap

Robinet simple 1/2"

Grifo de 1/2"

Standventil 1/2" lang

17..531

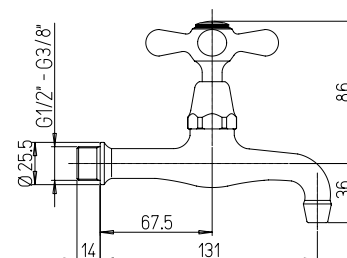
Rubinetto prolungato 3/8"

3/8" long tap

Robinet simple 3/8"

Grifo de 3/8"

Standventil 3/8" lang



RICAMBI / SPARE PARTS:

49CR581AD VITONE / HEADWORK

CR	67,00
----	--------------

17..511

Gruppo doccia esterno 1/2"

1/2" shower mixer

Mélangeur douche apparent nu 1/2"

Mezclador ducha 1/2" sin equipo ducha

Brausemischer 1/2"

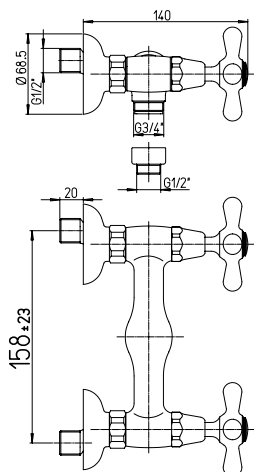
RICAMBI / SPARE PARTS:

49CR581AD VITONE / HEADWORK

CR **127,00**

BD - OT **182,00**

F3 - QL **185,00**



17..509

Gruppo doccia esterno 1/2" con doccia "Duplex"

1/2" shower mixer with adjustable shower kit

Mélangeur douche apparent 1/2" avec garniture de douche orientable

Mezclador ducha 1/2" con equipo ducha, soporte articulado

Brausemischer 1/2" mit Brausegarnitur, Brausehalter verstellbar

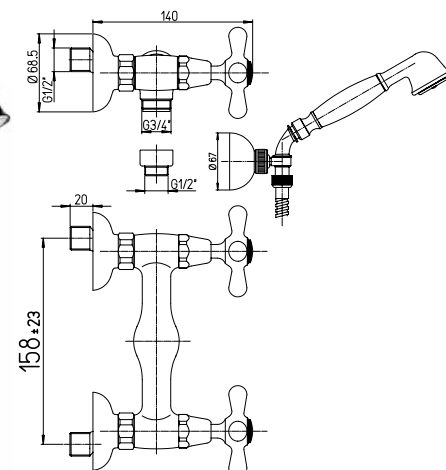

RICAMBI / SPARE PARTS:

49CR581AD VITONE / HEADWORK

CR **205,00**

BD - OT **296,00**

F3 - QL **296,00**



17..570

Monoforo lavello con bocca tubo

Kitchen monobloc with tube spout

Mélangeur évier bec tube

Mezclador fregadero con caño tubular

Einloch-Spültischbatterie, Rohrauslauf

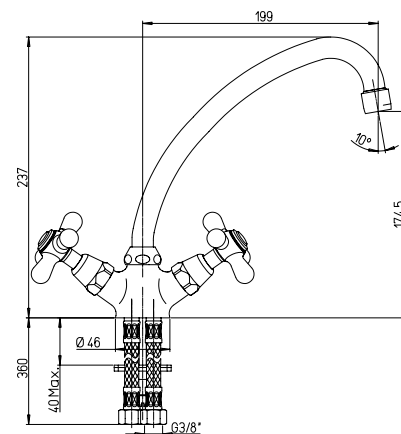
RICAMBI / SPARE PARTS:

49CR581AD VITONE / HEADWORK

CR **120,00**

BD - NR - TD **154,00**

F3 - QL **172,00**



17..570B

Monoforo lavello con bocca "Barocco" orientabile

Kitchen monobloc with swivel spout

Mélangeur évier avec bec orientable

Mezclador fregadero con caño giratorio

Einloch-Spültischbatterie, schwenkbarem Auslauf

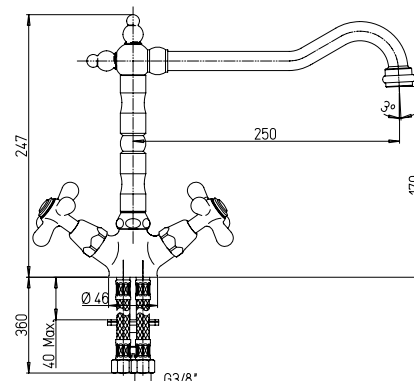
RICAMBI / SPARE PARTS:

49CR581AD VITONE / HEADWORK

CR **174,00**

BD - NR - TD **209,00**

F3 - QL **235,00**



17.571

Monoforo lavello con bocca fusa orientabile

Kitchen monobloc with swivel cast spout

Mélangeur évier bec fondu orientable

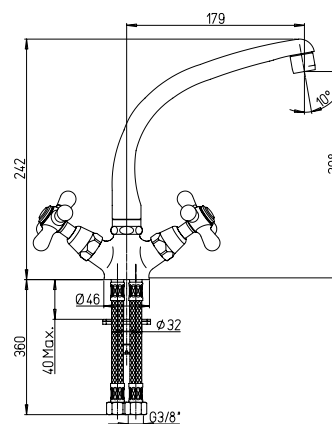
Mezclador fregadero con caño fundido giratorio

Einloch-Spültischbatterie mit schwenkbarem Gussauslauf

RICAMBI / SPARE PARTS:

49CR581AD VITONE / HEADWORK

CR	155,00
BD - NR - TD	186,00
F3 - QL	207,00



17.572

Monoforo lavello con bocca tubo

Kitchen monobloc with tube spout

Mélangeur évier bec tube

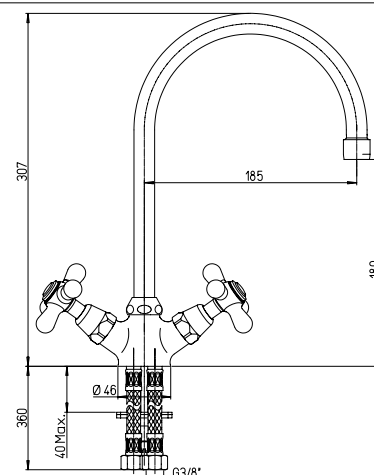
Mezclador fregadero con caño tubular

Einloch-Spültischbatterie, Rohrauslauf

RICAMBI / SPARE PARTS:

49CR581AD VITONE / HEADWORK

CR	128,00
BD - NR - TD	155,00
F3 - QL	172,00



87 ornellaia





Serie dotata di miscelatori termostatici (vedi sezione TH Collection)
Series with thermostatic mixers available (see TH Collection section)
Série avec robinetterie thermostatique (voir la section TH Collection)
Serie con mezcladores termostáticos (ver la sección TH Collection)
Serie mit Thermostat-Batterien verfügbar (Abschnitt TH Collection sehen)

87..100

Gruppo vasca esterno completo

Complete bath-shower mixer

Mélangeur bain-douche apparent avec garniture de douche

Mezclador baño-ducha mural con equipo ducha

Wannenbatterie mit Brausegarnitur

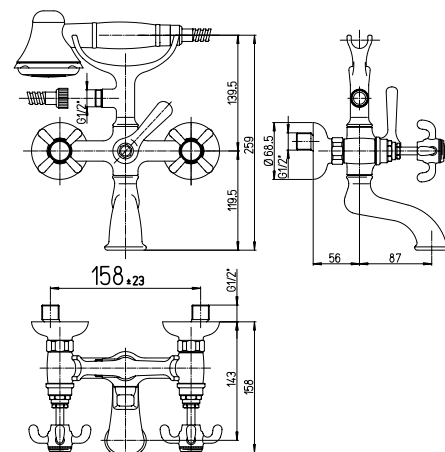
RICAMBI / SPARE PARTS:

49CR581AD VITONE / HEADWORK

CR **366,00**

BD - OT **439,00**

F3 - QL **494,00**



87..101

Miscelatore vasca esterno con raccordi bordo vasca 3/4"

Bath-shower mixer with 3/4" pillar connection

Mélangeur bain-douche apparent sur gorge avec garniture de douche

Mezclador baño-ducha con equipo ducha, inst.encimera 3/4"

Wannenbatterie mit Brausegarnitur, 3/4"

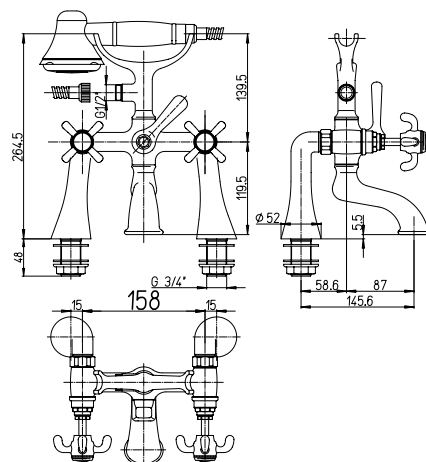
RICAMBI / SPARE PARTS:

49CR581AD VITONE / HEADWORK

CR **465,00**

BD - OT **530,00**

F3 - QL **595,00**



87..105

Gruppo vasca esterno con doccia "Duplex"

Bath-shower mixer with adjustable shower kit

Mélangeur bain-douche apparent avec garniture de douche orientable

Mezclador baño-ducha con equipo ducha, soporte articulado

Wannenbatterie mit Brausegarnitur, Brausehalter verstellbar

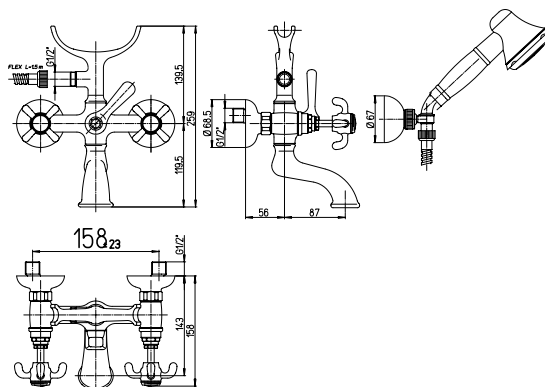
RICAMBI / SPARE PARTS:

49CR581AD VITONE / HEADWORK

CR **381,00**

BD - OT **457,00**

F3 - QL **514,00**



87..131

Duplex esterno

Adjustable shower kit

Garniture de douche orientable

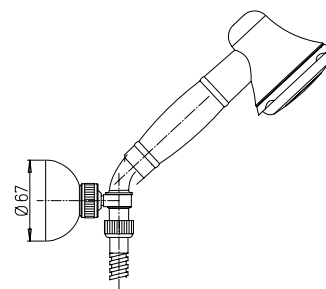
Equipo ducha con soporte articulado

Brausegarnitur mit Brausehalter schwenkbar

CR **105,00**

BD - OT **126,00**

F3 - QL **142,00**



87..108

Gruppo vasca esterno con doccia "Duplex" e raccordi bordo vasca 3/4"
Complete bath-shower mixer with adjustable shower kit and 3/4" pillar connection

Mélangeur bain-douche apparent sur gorge 3/4" avec garniture de douche orientable

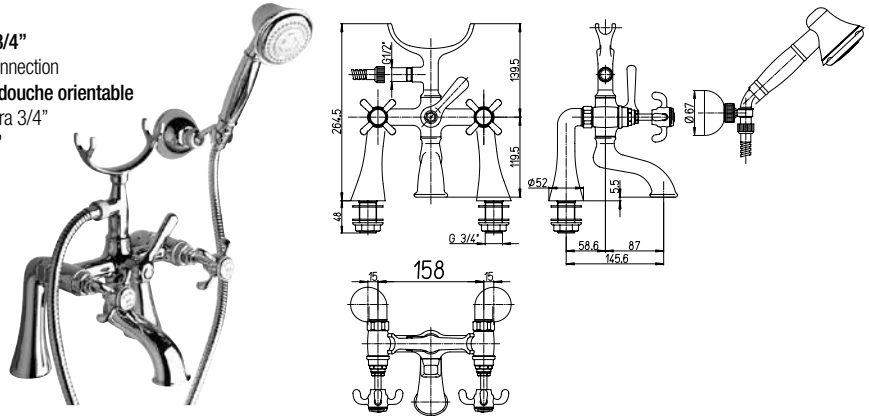
Mezclador baño-ducha con equipo ducha, soporte articulado, inst.encimera 3/4"

Kantewannenfüll- und Brausegarnitur, Brausehalter verstellbar, 3/4"

RICAMBI / SPARE PARTS:

49CR581AD VITONE / HEADWORK

CR	490,00
BD - OT	580,00
F3 - QL	630,00



87..111

Gruppo vasca esterno senza "Duplex"

Bath mixer

Mitigeur bain-douche apparent nu

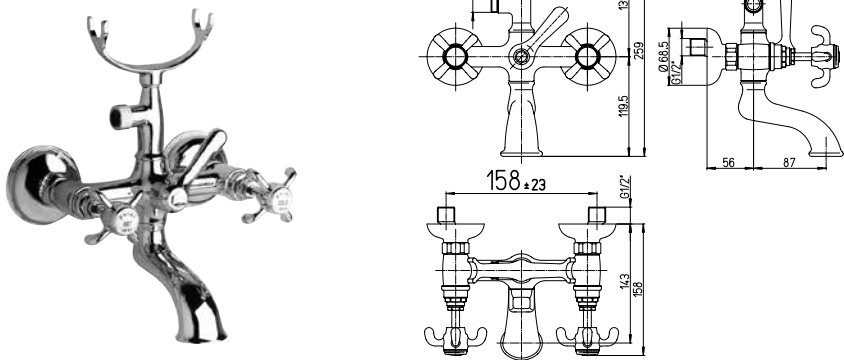
Mezclador para bañera

Wannenbatterie

RICAMBI / SPARE PARTS:

49CR581AD VITONE / HEADWORK

CR	338,00
BD - OT	405,00
F3 - QL	456,00



87..214B

Batteria lavabo 3 fori con bocca "Barocco" orientabile, scarico automatico 1"1/4

3-hole basin mixer with swivel spout, 1"1/4 pop-up waste

Mélangeur lavabo bec orientable avec vidage automatique 1"1/4

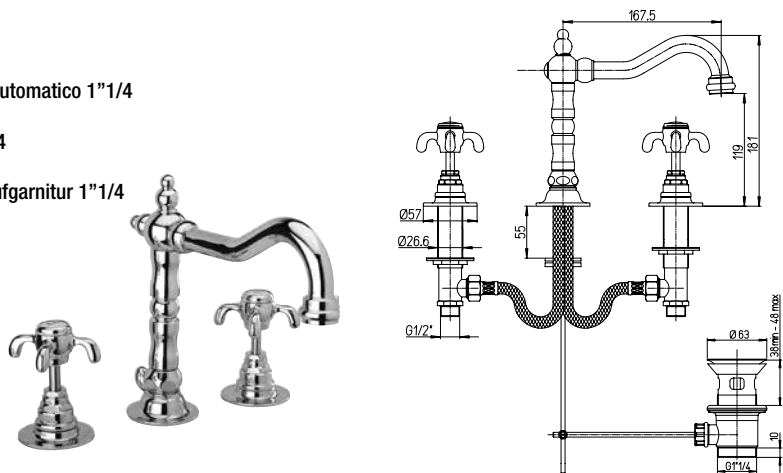
Bateria lavabo caño giratorio con desagüe automático 1"1/4

Waschtischbatterie mit schwenkbarem Auslauf, Ab- und Überlaufgarnitur 1"1/4

RICAMBI / SPARE PARTS:

49CR581AD VITONE / HEADWORK

CR	355,00
BD - OT	426,00
F3 - QL	479,00



87..215B

Gruppo lavabo a ponte con bocca "Barocco"

Bridge basin mixer with "Baroque" spout

Mélangeur lavabo, bec « Barocco »

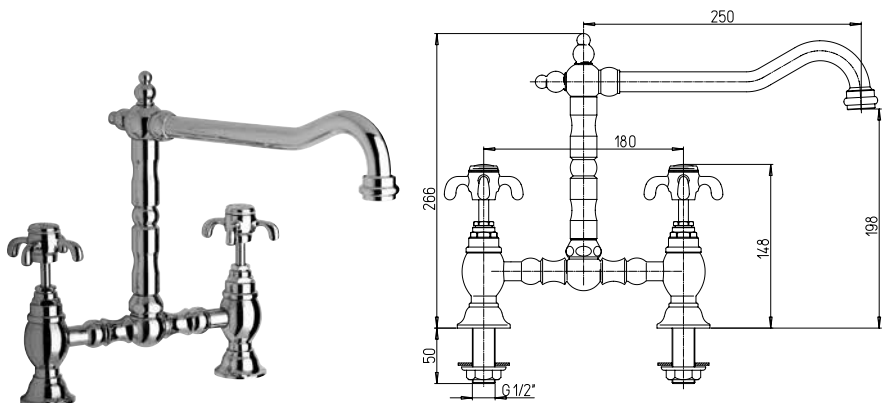
Bateria lavabo, caño „Barocco“

Waschtischbatterie mit „Barocco“ Auslauf

RICAMBI / SPARE PARTS:

49CR581AD VITONE / HEADWORK

CR	266,00
BD - NR - TD	300,00
F3 - QL	343,00



87..243

Monoblocco lavabo, scarico automatico 1"1/4

Basin monobloc, 1"1/4 pop-up waste

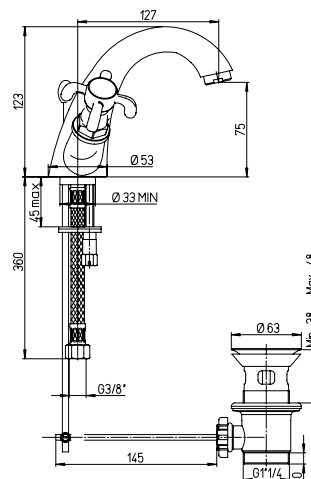
Mélangeur lavabo, vidage automatique 1"1/4

Mezclador lavabo, desagüe automático 1"1/4

Waschtischbatterie, Ab- und Überlaufgarnitur 1"1/4

RICAMBI / SPARE PARTS:

49CR581AD VITONE / HEADWORK



CR **217,00**

BD - OT **302,00**

F3 - QL **320,00**

87..250B

Monoforo lavabo con bocca "Barocco" orientabile, scarico automatico 1"1/4

Basin monobloc with swivel spout, 1"1/4 pop-up waste

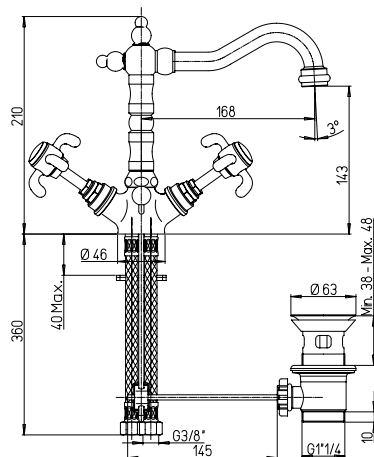

Mélangeur lavabo avec bec orientable, vidage automatique 1"1/4

Mezclador lavabo caño giratorio, desagüe automático 1"1/4

Waschtischbatterie mit schwenkbarem Auslauf, Ab- und Überlaufgarnitur 1"1/4

RICAMBI / SPARE PARTS:

49CR581AD VITONE / HEADWORK



CR **219,00**

BD - OT **322,00**

F3 - QL **343,00**

87..314

Batteria bidet 3 fori con bocca orientabile, scarico automatico 1"1/4

3-hole bidet mixer with swivel spout, 1"1/4 pop-up waste

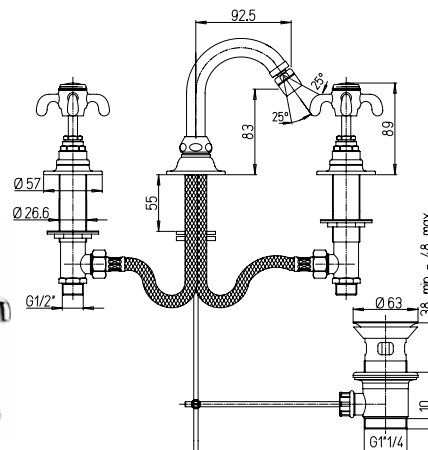
Mélangeur bidet bec orientable avec vidage automatique 1"1/4

Bateria bidé caño giratorio con desagüe automático 1"1/4

Bidetbatterie mit schwenkbarem Auslauf, Ab- und Überlaufgarnitur 1"1/4

RICAMBI / SPARE PARTS:

49CR581AD VITONE / HEADWORK



CR **289,00**

BD - OT **346,00**

F3 - QL **390,00**

87..327

Monoblocco bidet, scarico automatico 1"1/4

Bidet monobloc, 1"1/4 pop-up waste

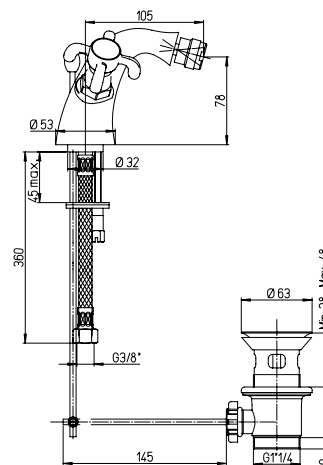
Mélangeur bidet, vidage automatique 1"1/4

Mezclador bidé, desagüe automático 1"1/4

Bidetbatterie, Ab- und Überlaufgarnitur 1"1/4

RICAMBI / SPARE PARTS:

49CR581AD VITONE / HEADWORK



CR **204,00**

BD - OT **245,00**

F3 - QL **276,00**

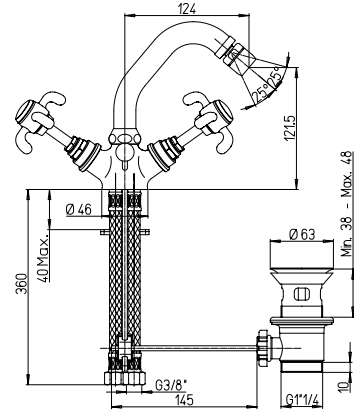
87.251

Monoforo bidet con bocca orientabile, scarico automatico 1"1/4
 Bidet monobloc with swivel spout, 1"1/4 pop-up waste
Mélangeur bidet avec bec orientable, vidage automatique 1"1/4
 Mezclador bidé con caño giratorio, desagüe automático 1"1/4
Bidetbatterie mit schwenkbarem Auslauf, Ab- und Überlaufgarnitur 1"1/4

RICAMBI / SPARE PARTS:

49CR581AD VITONE / HEADWORK

CR	161,00
BD - OT	193,00
F3 - QL	217,00



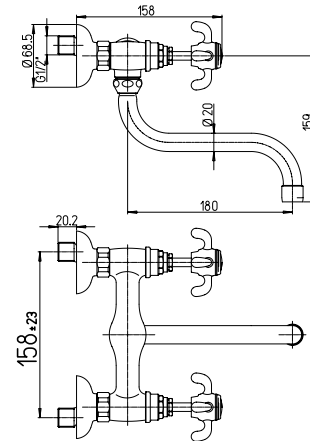
87.501

Gruppo lavello a muro
 Wall mounted kitchen mixer
Mélangeur évier mural
 Mezclador fregadero exterior
Wand-Spültischbatterie

RICAMBI / SPARE PARTS:

49CR581AD VITONE / HEADWORK

CR	164,00
BD - OT	215,00
F3 - QL	238,00



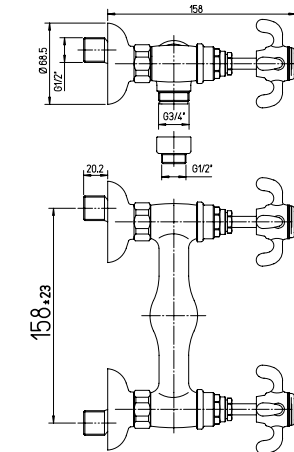
87.511

Gruppo doccia esterno 1/2"
 1/2" shower mixer
Mélangeur douche apparent nu 1/2"
 Mezclador ducha 1/2" sin equipo ducha
Brausemischer 1/2"

RICAMBI / SPARE PARTS:

49CR581AD VITONE / HEADWORK

CR	135,00
BD - OT	190,00
F3 - QL	198,00



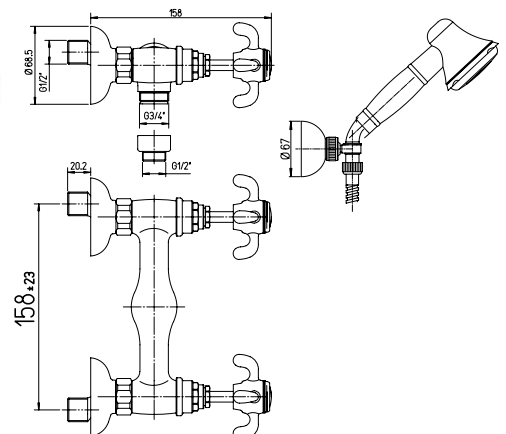
87.509

Gruppo doccia esterno 1/2" con doccia "Duplex"
 1/2" shower mixer with adjustable shower kit
Mélangeur douche apparent 1/2" avec garniture de douche orientable
 Mezclador ducha 1/2" con equipo ducha, soporte articulado
Brausemischer 1/2" mit Brausegarnitur, Brausehalter verstellbar

RICAMBI / SPARE PARTS:

49CR581AD VITONE / HEADWORK

CR	240,00
BD - OT	316,00
F3 - QL	316,00



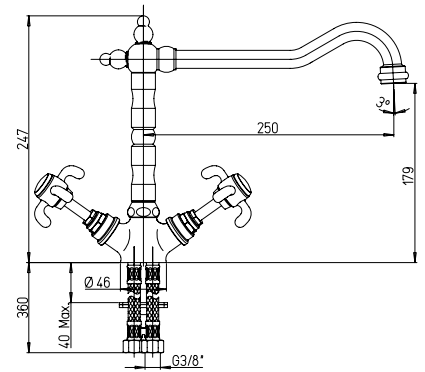
87..570B

Monoforo lavello con bocca "Barocco" orientabile
 Kitchen monobloc with swivel spout
Mélangeur évier avec bec orientable
 Mezclador fregadero con caño giratorio
Einloch-Spültischbatterie mit schwenkbarem Auslauf

RICAMBI / SPARE PARTS:

49CR581AD VITONE / HEADWORK

CR	205,00
BD - NR - TD	247,00
F3 - QL	278,00



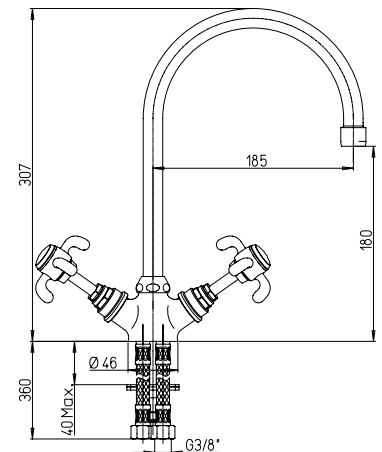
87..572

Monoforo lavello con bocca tubo orientabile
 Kitchen monobloc with swivel tube spout
Mélangeur évier bec tube orientable
 Mezclador fregadero con caño tubular giratorio
Einloch-Spültischbatterie mit schwenkbarem Rohrauslauf

RICAMBI / SPARE PARTS:

49CR581AD VITONE / HEADWORK

CR	152,00
BD - NR - TD	184,00
F3 - QL	210,00



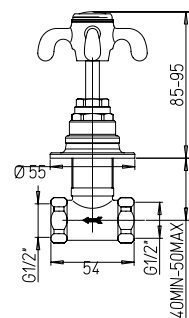
87..400

Rubinetto arresto da 1/2"
 1/2" stop valve
Robinet d'arrêt 1/2"
 Llave de paso de 1/2"
Absperrventil 1/2"

RICAMBI / SPARE PARTS:

49CR581AD VITONE / HEADWORK

CR	63,00
BD - OT	72,00
F3 - QL	80,00



37 arno





37..100

Gruppo vasca esterno completo

Complete bath-shower mixer

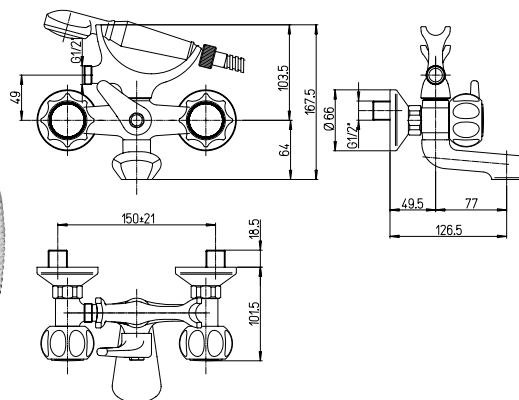
Mélangeur bain-douche apparent avec garniture de douche

Mezclador baño-ducha mural con equipo ducha

Wannenbatterie mit Brausegarnitur

RICAMBI / SPARE PARTS:

53CC180NFC VITONE / HEADWORK



CR

189,00

37..105

Gruppo vasca esterno con doccia "Duplex"

Bath-shower mixer with adjustable shower kit

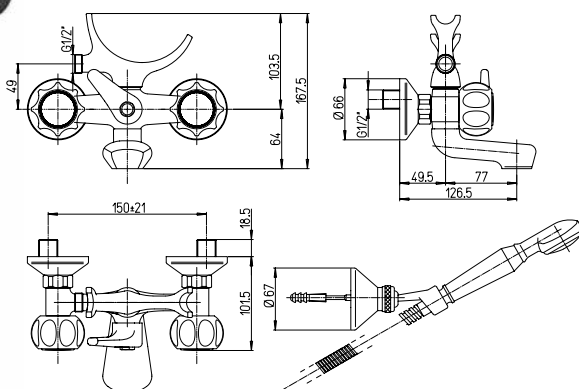
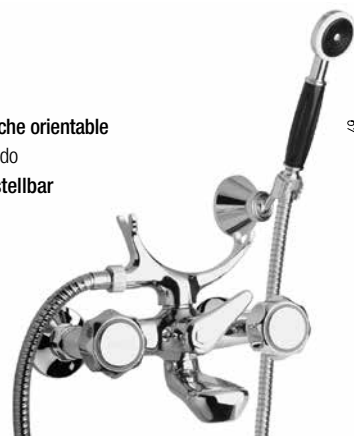
Mélangeur bain-douche apparent avec garniture de douche orientable

Mezclador baño-ducha con equipo ducha, soporte articulado

Wannenbatterie mit Brausegarnitur, Brausehalter verstellbar

RICAMBI / SPARE PARTS:

53CC180NFC VITONE / HEADWORK



CR

203,00

37..131

Duplex esterno

Adjustable shower kit

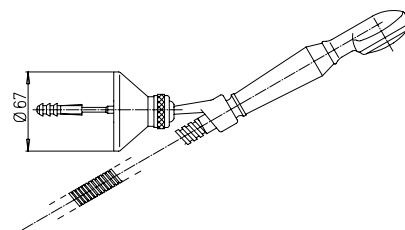
Garniture de douche orientable

Equipo ducha con soporte articulado

Brausegarnitur mit Brausehalter schwenkbar

RICAMBI / SPARE PARTS:

53CC180NFC VITONE / HEADWORK



CR

30,00

37..110

Gruppo vasca esterno senza "Duplex"

Bath mixer

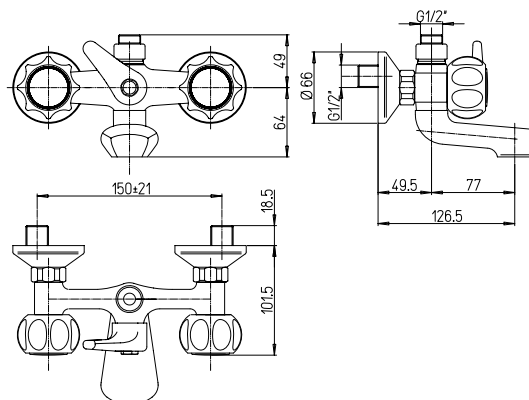
Mitigeur bain-douche apparent nu

Mezclador para bañera

Wannenbatterie

RICAMBI / SPARE PARTS:

53CC180NFC VITONE / HEADWORK



CR

155,00

24CR100/37

Gruppo vasca esterno completo

Complete bath-shower mixer

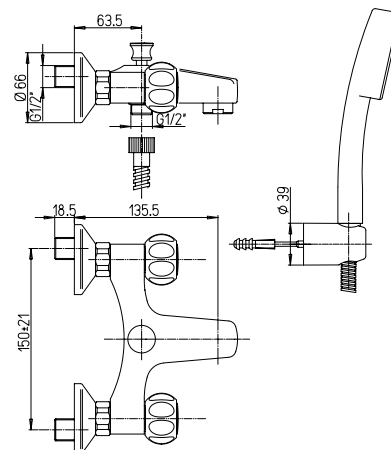
Mélangeur bain-douche apparent avec garniture de douche

Mezclador baño-ducha mural con equipo ducha

Wannenbatterie mit Brausegarnitur

RICAMBI / SPARE PARTS:

53CC180NFC VITONE / HEADWORK



CR **173,00**

24CR105/37

Gruppo vasca esterno con doccia "Duplex"

Bath-shower mixer with adjustable shower kit

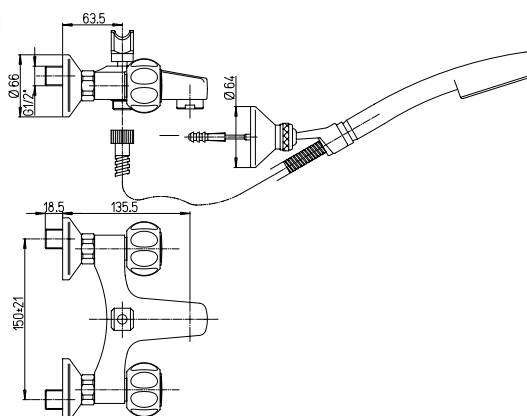
Mélangeur bain-douche apparent avec garniture de douche orientable

Mezclador baño-ducha con equipo ducha, soporte articulado

Wannenbatterie mit Brausegarnitur, Brausehalter verstellbar

RICAMBI / SPARE PARTS:

53CC180NFC VITONE / HEADWORK



CR **175,00**

45..131

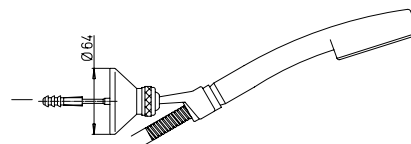
Duplex esterno

Adjustable shower kit

Garniture de douche orientable

Equipo ducha con soporte articulado

Brausegarnitur mit Brausehalter schwenkbar



CR **30,00**

24CR111/37

Gruppo vasca esterno senza "Duplex"

Bath mixer

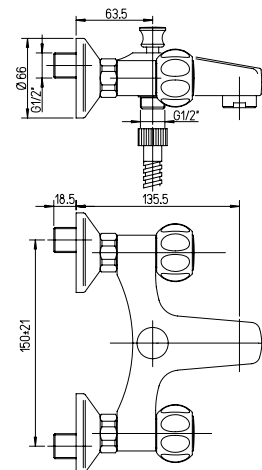
Mitigeur bain-douche apparent nu

Mezclador para bañera

Wannenbatterie

RICAMBI / SPARE PARTS:

53CC180NFC VITONE / HEADWORK



CR **140,00**

37..106

Monoblocco bordo vasca con deviatore

Deck bath-shower mixer with diverter

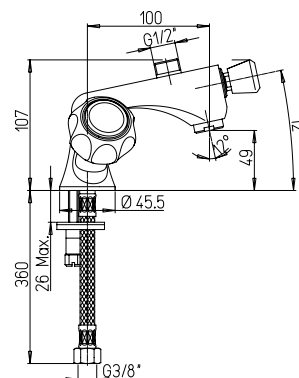
Mélangeur bain-douche avec inverseur

Mezclador baño-ducha con inversor

Wannenbatterie mit Umschalter

RICAMBI / SPARE PARTS:

53CC180NFC VITONE / HEADWORK



CR

182,00

37..200

Rubinetto lavabo "Cigno" da 1/2"

1/2" basin tap

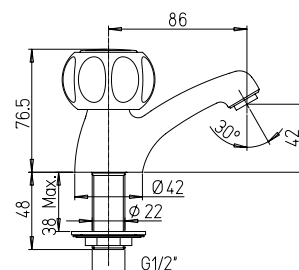
Robinet simple lavabo 1/2"

Grifo lavabo de 1/2"

Standventil 1/2"

RICAMBI / SPARE PARTS:

53CC180NFC VITONE / HEADWORK



CR

52,00

37..202

Rubinetto lavabo "Cigno" da 3/4"

3/4" basin tap

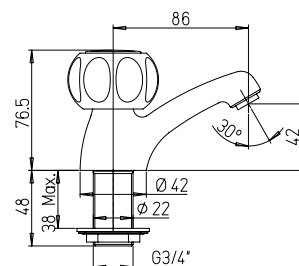
Robinet simple lavabo 3/4"

Grifo lavabo de 3/4"

Standventil 3/4"

RICAMBI / SPARE PARTS:

53CC180NFC VITONE / HEADWORK



CR

63,00

37..204

Rubinetto lavabo "Cigno" da 1/2" con aeratore

1/2" basin tap with aerator

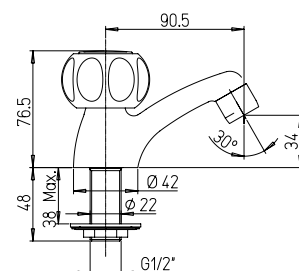
Robinet simple lavabo 1/2" avec mousseur

Grifo lavabo de 1/2" con aireador

Standventil 1/2" mit Perlator

RICAMBI / SPARE PARTS:

53CC180NFC VITONE / HEADWORK



CR

60,00

37.210

Batteria lavabo, scarico 1"

3-hole basin mixer, 1" pop-up waste

Mélangeur lavabo avec vidage automatique 1"

Batería lavabo con desagüe automático 1"

Waschtischbatterie, Ab- und Überlaufgarnitur 1"

RICAMBI / SPARE PARTS:

53CC180NFC VITONE / HEADWORK

CR

187,00

37.211

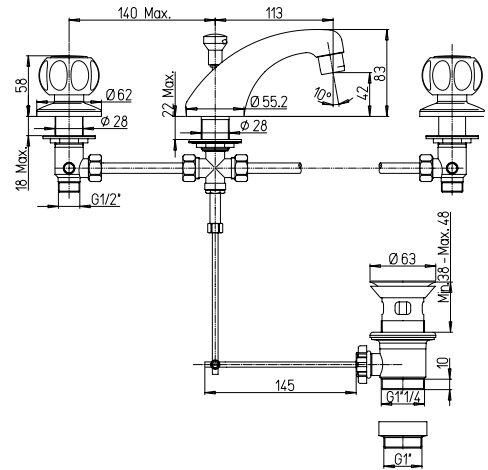
Batteria lavabo 3 fori, scarico 1"1/4

3-hole basin mixer, 1"1/4 pop-up waste

Mélangeur lavabo avec vidage automatique 1"1/4

Batería lavabo con desagüe automático 1"1/4

Waschtischbatterie, Ab- und Überlaufgarnitur 1"1/4



37.205

Batteria lavabo senza scarico

3-hole basin mixer without waste

Mélangeur lavabo sans vidage

Mezclador lavabo sin desagüe

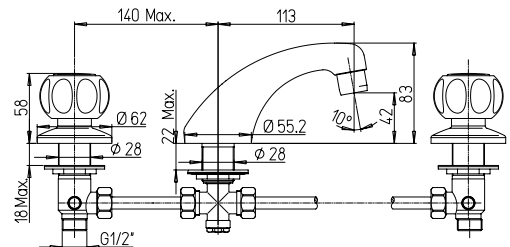
Waschtischbatterie ohne Ablaufgarnitur

RICAMBI / SPARE PARTS:

53CC180NFC VITONE / HEADWORK

CR

166,00



37.215

Gruppo lavabo a ponte 1/2" con bocca orientabile

1/2" bridge basin mixer with swivel spout

Mélangeur lavabo 1/2" avec bec orientable

Mezclador lavabo de 1/2" con caño giratorio

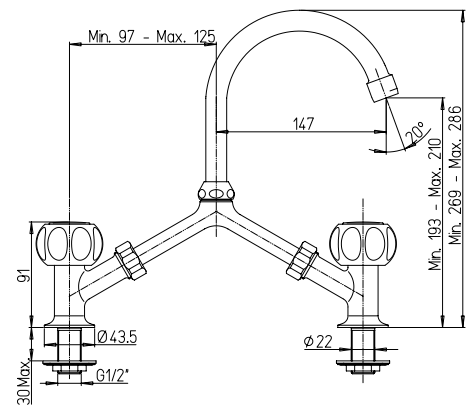
Waschtischbatterie 1/2" mit schwenkbarem Auslauf

RICAMBI / SPARE PARTS:

53CC180NFC VITONE / HEADWORK

CR

137,00



37.225

Rubinetto lavabo 1/2" con bocca orientabile

1/2" basin tap with swivel spout

Robinet simple lavabo 1/2" avec bec orientable

Grifo lavabo de 1/2" con caño fundido giratorio

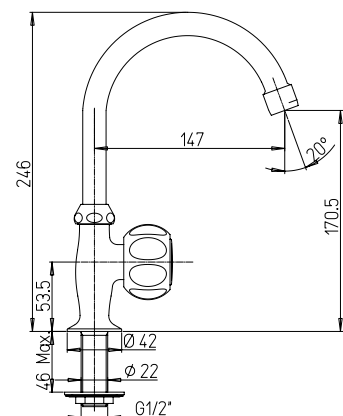
Standventil 1/2" mit schwenkbarem Gussauslauf

RICAMBI / SPARE PARTS:

53CC180NFC VITONE / HEADWORK

CR

70,00



37..240

Monoblocco lavabo, scarico 1"

Basin monobloc, 1" pop-up waste

Lavabo monotrou, vidage automatique 1"

Mezclador lavabo, desagüe 1"

Waschtischbatterie, Ab- und Überlaufgarnitur 1"

RICAMBI / SPARE PARTS:

53CC180NFC VITONE / HEADWORK

CR

148,00



37..241

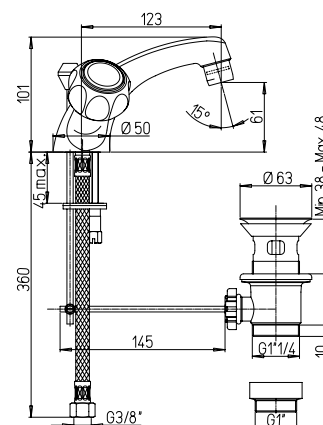
Monoblocco lavabo, scarico 1"1/4

Basin monobloc, 1"1/4 pop-up waste

Lavabo monotrou, vidage automatique 1"1/4

Mezclador lavabo, desagüe 1"1/4

Waschtischbatterie, Ab- und Überlaufgarnitur 1"1/4



37..235

Monoblocco lavabo senza scarico

Basin monobloc without waste

Lavabo monotrou sans vidage

Mezclador lavabo sin desagüe

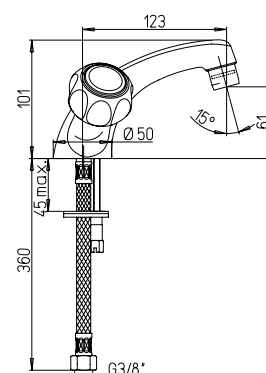
Waschtischbatterie ohne Ablaufgarnitur

RICAMBI / SPARE PARTS:

53CC180NFC VITONE / HEADWORK

CR

126,00



37..252

Monoforo lavabo con bocca tubo orientabile, scarico 1"

Basin monobloc with swivel tube spout, 1" pop-up waste

Mélangeur lavabo bec tube orientable, vidage 1"

Mezclador lavabo con caño tubular giratorio, sin desagüe 1"

Waschtischbatterie mit schwenkbarem Rohrauslauf, 1"

Ab- und Überlaufgarnitur

RICAMBI / SPARE PARTS:

53CC180NFC VITONE / HEADWORK

CR

123,00



37..250

Monoforo lavabo con bocca tubo orientabile, scarico 1"1/4

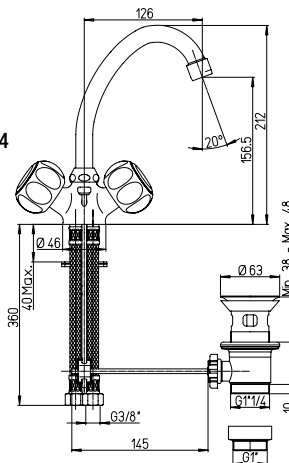
Basin mixer with swivel spout, 1"1/4 pop-up waste

Mélangeur lavabo avec bec haut orientable, vidage automatique 1"1/4

Mezclador lavabo con caño alto giratorio, desagüe automático 1"1/4

Waschtischbatterie mit schwenkbarem Rohrauslauf,

Ab- und Überlaufgarnitur 1"1/4



37..254

Monoforo lavabo bocca tubo orientabile, senza scarico

Basin monobloc with swivel tube spout, without waste

Mélangeur lavabo bec tube orientable, sans vidage

Mezclador lavabo con caño tubular giratorio, sin desagüe

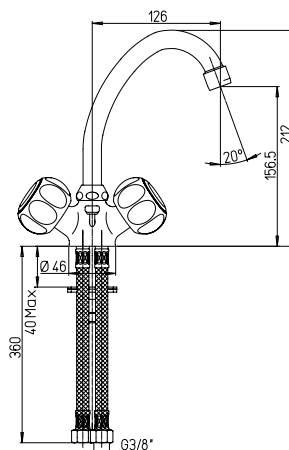
Waschtischbatterie mit schwenkbarem Rohrauslauf, ohne Ablaufgarnitur

RICAMBI / SPARE PARTS:

53CC180NFC VITONE / HEADWORK

CR

100,00



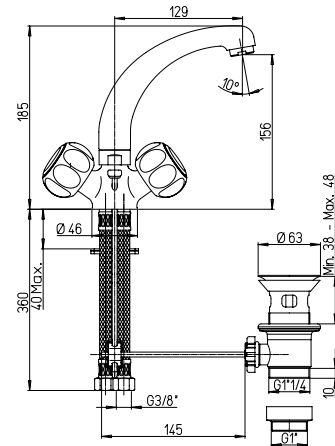
37..257

Monoforo lavabo con bocca fusa orientabile, scarico 1"
 Basin monobloc with cast spout, 1" waste
Mitigeur lavabo avec bec fondu orientable, v.a. 1"
 Mezclador lavabo con caño giratorio y desagüe automático 1"
Waschtischmischer mit schwenkbarem Gussauslauf, Ab- und Überlaufgarnitur 1"

RICAMBI / SPARE PARTS:

53CC180NFC VITONE / HEADWORK

CR **150,00**



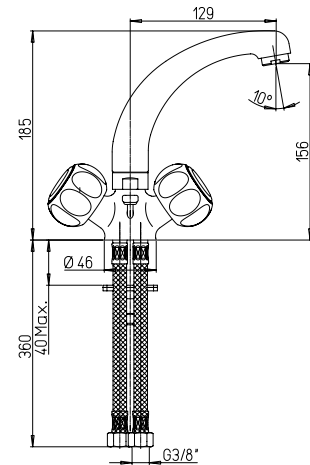
37..260

Monoforo lavabo con bocca fusa orientabile, senza scarico
 Basin monobloc with cast spout, without waste
Mitigeur lavabo avec bec fondu orientable, sans vidage
 Mezclador lavabo con caño fundido giratorio, sin desagüe
Waschtischmischer mit schwenkbarem Gussauslauf, ohne Ablaufgarnitur

RICAMBI / SPARE PARTS:

53CC180NFC VITONE / HEADWORK

CR **127,00**



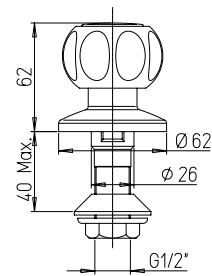
37..300

Rubinetto bidet 1/2"
 1/2" bidet tap
Robinet simple bidet 1/2"
 Grifo bidé de 1/2"
Bidet-Standventil 1/2"

RICAMBI / SPARE PARTS:

53CC180NFC VITONE / HEADWORK

CR **40,00**



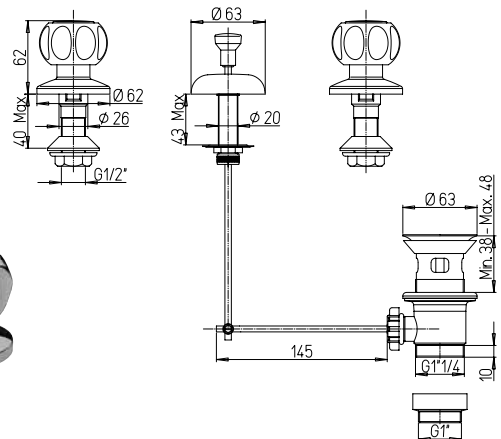
37..305

Batteria bidet, scarico 1"
 Bidet mixer, 1" pop-up waste
Mélangeur bidet avec vidage automatique 1"
 Batería bidé con desagüe automático 1"
Bidetbatterie, Ab- und Überlaufgarnitur 1"

RICAMBI / SPARE PARTS:

53CC180NFC VITONE / HEADWORK

CR **117,00**



37..306

Batteria bidet, scarico automatico 1\"1/4
 3-hole bidet mixer, 1\"1/4 pop-up waste
Mélangeur bidet avec vidage automatique 1\"1/4
 Batería bidé con desagüe automático 1\"1/4
Bidetbatterie, Ab- und Überlaufgarnitur 1\"1/4

CR **117,00**

37..310

Batteria bidet con doccia, scarico 1"
 Bidet mixer with spray, 1" pop-up waste
Mélangeur bidet avec douche, v. a. 1"
 Bateria bidé con ducha, desagüe automático 1"
Bidetbatterie mit Handbrause,
Ab- und Überlaufgarnitur 1"

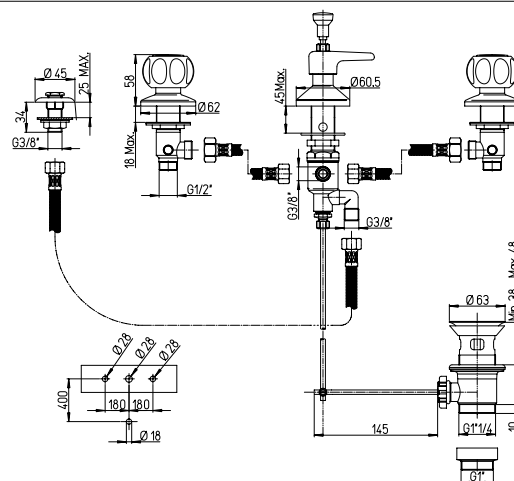
RICAMBI / SPARE PARTS:
53CC180NFC VITONE / HEADWORK

CR **295,00**



37..311

Batteria bidet con doccia, scarico 1"1/4
 Bidet mixer with spray, 1"1/4 pop-up waste
Mélangeur bidet avec douche, v. a. 1"1/4
 Bateria bidé con ducha, desagüe automático 1"1/4
Bidetbatterie mit Handbrause,
Ab- und Überlaufgarnitur 1"1/4



37..325

Monoblocco bidet, scarico 1"
 Bidet monobloc, 1" pop-up waste
Mélangeur monotrou bidet avec vidage automatique 1"
 Mezclador bidé con desagüe automático 1"
Einloch-Bidetbatterie, Ab- und Überlaufgarnitur 1"

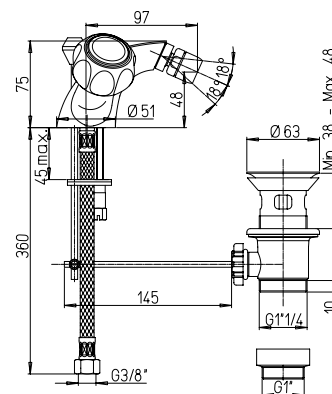
RICAMBI / SPARE PARTS:
53CC180NFC VITONE / HEADWORK

CR **138,00**



37..326

Monoblocco bidet, scarico 1"1/4
 Bidet monobloc, 1"1/4 pop-up waste
Mélangeur monotrou bidet avec vidage automatique 1"1/4
 Mezclador bidé con desagüe automático 1"1/4
Einloch-Bidetbatterie, Ab- und Überlaufgarnitur 1"1/4

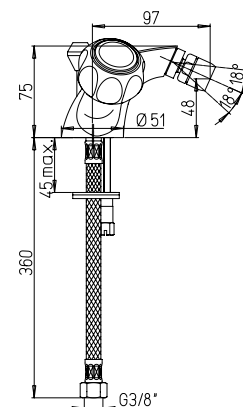


37..320

Monoblocco bidet senza scarico
 Bidet monobloc without waste
Mélangeur monotrou bidet sans vidage
 Mezclador bidé sin desagüe
Einloch-Bidetbatterie ohne Ablaufgarnitur

RICAMBI / SPARE PARTS:
53CC180NFC VITONE / HEADWORK

CR **115,00**



37..253

Monoforo bidet con bocca tubo orientabile, scarico 1"
 Bidet monobloc with swivel tube spout, 1" pop-up waste
Mélangeur bidet bec tube orientable, vidage 1"
 Mezclador bidé con caño tubular giratorio, desagüe 1"
Einloch-Bidetbatterie mit schwenkbarem
Rohrauslauf, 1" Ab- und Überlaufgarnitur

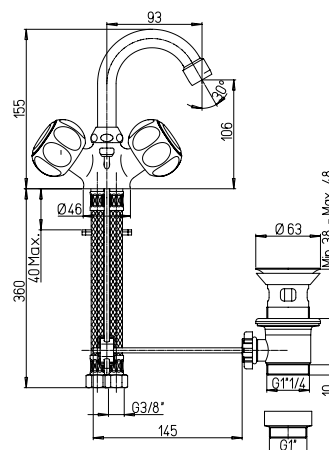
RICAMBI / SPARE PARTS:
53CC180NFC VITONE / HEADWORK

CR **128,00**



37..251

Monoforo bidet con bocca tubo orientabile, scarico 1"1/4
 Bidet mixer with swivel spout, 1"1/4 pop-up waste
Mélangeur bidet avec bec haut orientable, v. a. 1"1/4
 Mezclador bidé con caño alto giratorio, desagüe automático 1"1/4
Einloch-Bidetbatterie mit schwenkbarem
Rohrauslauf, Ab- und Überlaufgarnitur 1"1/4



37..255

Monoforo bidet bocca tubo orientabile, senza scarico

Bidet monobloc with swivel tube spout, without waste

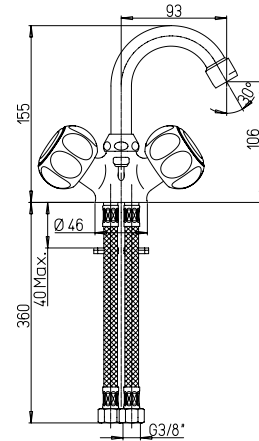
Mélangeur bidet bec tube orientable, sans vidage

Mezclador bidé con caño tubular giratorio, sin desagüe

Einloch-Bidetatterie mit schwenkbarem Rohrauslauf, ohne Ablaufgarnitur

RICAMBI / SPARE PARTS:

53CC180NFC VITONE / HEADWORK



CR **106,00**

37..400

Rubinetto arresto da 1/2"

1/2" stop valve

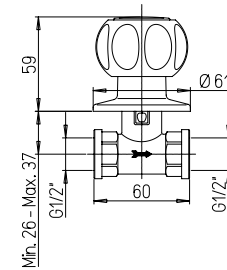
Robinet d'arrêt 1/2"

Llave de paso de 1/2"

Absperrventil 1/2"

RICAMBI / SPARE PARTS:

53CC181 VITONE / HEADWORK



CR **44,00**

37..501

Gruppo lavello a muro

Wall mounted kitchen mixer

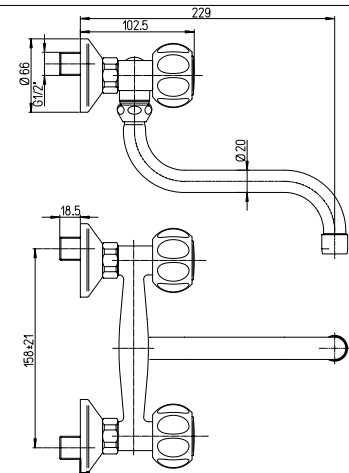
Mélangeur évier mural

Mezclador fregadero exterior

Wand-Spültischatterie

RICAMBI / SPARE PARTS:

53CC180NFC VITONE / HEADWORK



CR **110,00**

37..502

Gruppo lavello murale con bocca superiore a "U"

Wall mounted kitchen mixer

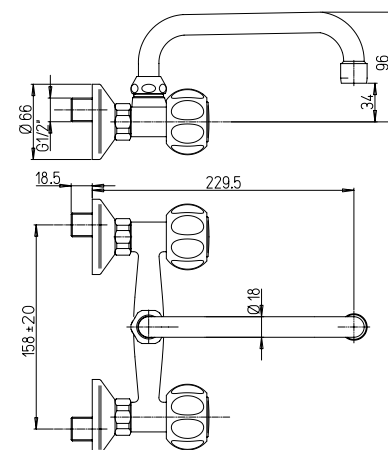
Mélangeur évier mural

Mezclador fregadero exterior con caño superior

Wand-Spültischatterie

RICAMBI / SPARE PARTS:

53CC180NFC VITONE / HEADWORK



CR **110,00**

37..503

Gruppo lavello murale con bocca superiore "Jota"

Wall mounted kitchen mixer

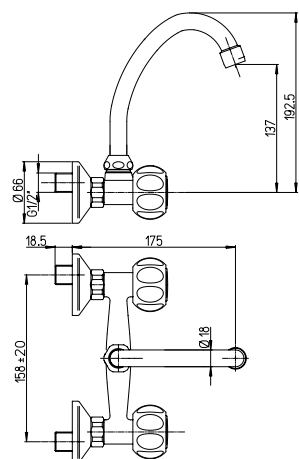
Mélangeur évier mural

Mezclador fregadero exterior con caño superior

Wand-Spültischbatterie

RICAMBI / SPARE PARTS:

53CC180NFC VITONE / HEADWORK



CR

110,00

37..505

Gruppo lavello murale con attacco lavastoviglie

Wall mounted kitchen mixer with dish-washer connection

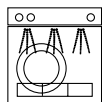
Mélangeur évier mural avec raccord pour lave-vaisselles

Mezclador fregadero exterior con caño superior y con llave para lavavajillas

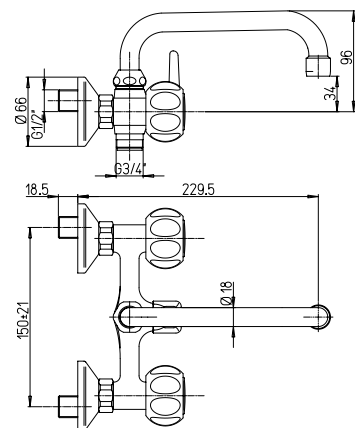
Wand-Spültischbatterie mit Umstellung für Geschirrspülmaschine

RICAMBI / SPARE PARTS:

53CC180NFC VITONE / HEADWORK



ATTACCO LAVASTOVIGLIE
DISH-WASHER INTAKE



CR

145,00

37..517

Rubinetto lavello 1/2" con bocca inferiore e rompigetto

1/2" sink tap with flow straightener

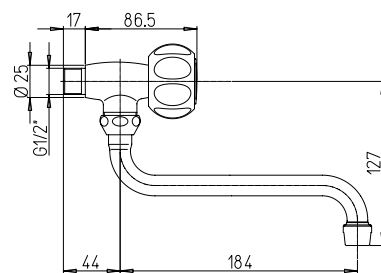
Robinet simple évier 1/2" avec brise-jet

Grifo fregadero de 1/2" con rempeaguas

Auslaufventil 1/2" mit Luftsprudler

RICAMBI / SPARE PARTS:

53CC180NFC VITONE / HEADWORK



CR

66,00

37..518

Rubinetto lavello 1/2" con bocca superiore a "U"

1/2" sink tap, upper spout

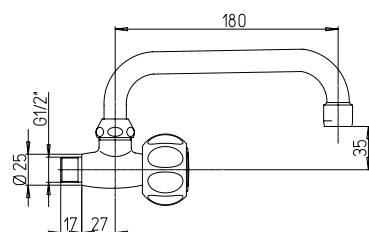
Robinet simple évier 1/2"

Grifo fregadero de 1/2"

Auslaufventil 1/2"

RICAMBI / SPARE PARTS:

53CC180NFC VITONE / HEADWORK



CR

66,00

37..519

Rubinetto lavello 1/2" con bocca superiore "Jota"

1/2" sink tap, upper spout

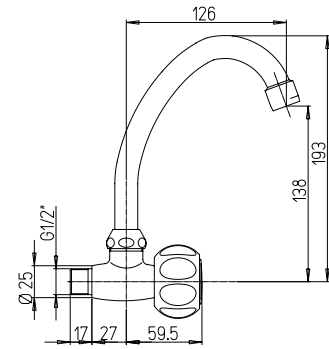
Robinet simple évier 1/2"

Grifo fregadero de 1/2"

Auslaufventil 1/2"

RICAMBI / SPARE PARTS:

53CC180NFC VITONE / HEADWORK



CR

66,00

37..511

Gruppo doccia esterno 1/2"

1/2" shower mixer

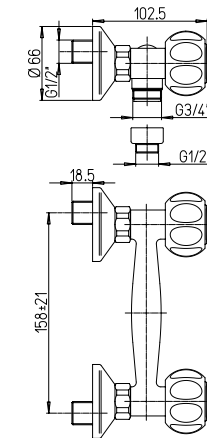
Mélangeur douche apparent nu 1/2"

Mezclador ducha 1/2" sin equipo ducha

Brausemischer 1/2"

RICAMBI / SPARE PARTS:

53CC180NFC VITONE / HEADWORK



CR

87,00

37..509

Gruppo doccia esterno 1/2" con doccia "Duplex"

1/2" shower mixer with adjustable shower kit

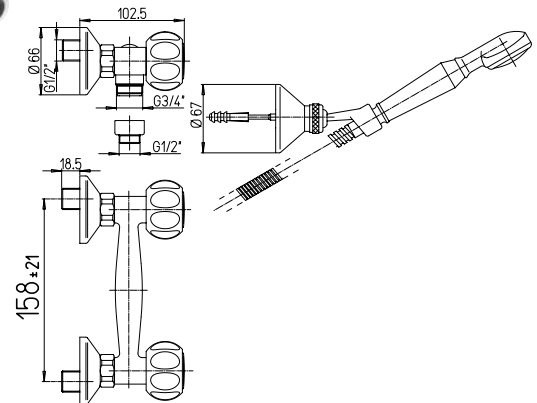
Mélangeur douche apparent 1/2" avec garniture de douche orientable

Mezclador ducha 1/2" con equipo ducha, soporte articulado

Brausemischer 1/2" mit Brausegarnitur, Brausehalter verstellbar

RICAMBI / SPARE PARTS:

53CC180NFC VITONE / HEADWORK



CR

120,00

37..520

Rubinetto erogazione 1/2" con portagomma

1/2" tap with hose connection

Robinet simple 1/2" avec raccord pour tuyau

Grifo de 1/2" con juntura para manguera

Standventil 1/2" mit Rohr-Verbindung

RICAMBI / SPARE PARTS:

53CC180NFC VITONE / HEADWORK



CR

49,00

37..521

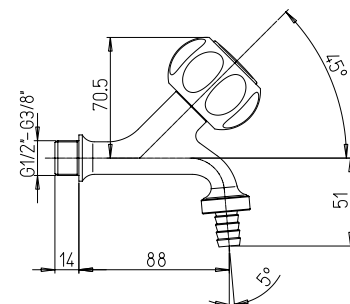
Rubinetto erogazione 3/8" con portagomma

3/8" tap with hose connection

Robinet simple 3/8" avec raccord pour tuyau

Grifo de 3/8" con juntura para manguera

Standventil 3/8" mit Rohr-Verbindung



37..523

Rubinetto erogazione 1/2" con rompigetto

1/2" tap with flow straightener

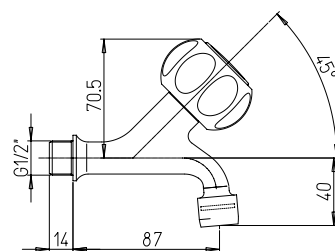
Robinet simple 1/2" avec brise-jet

Grifo de 1/2" con rompeaguas

Standventil 1/2" mit Luftsprudler

RICAMBI / SPARE PARTS:

53CC180NFC VITONE / HEADWORK



CR

41,00

37..525

Rubinetto lavatrice 1/2" x 3/4"

1/2" x 3/4" washing machine tap

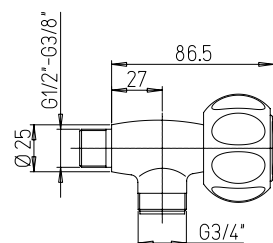
Robinet simple avec raccord 1/2" x 3/4" pour lave-vaisselles

Grifo 1/2" x 3/4" con juntura lavavajillas

Standventil 1/2" x 3/4" mit Geschirrspülmaschine-Verbindung

RICAMBI / SPARE PARTS:

53CC180NFC VITONE / HEADWORK



CR

37,00

37..526

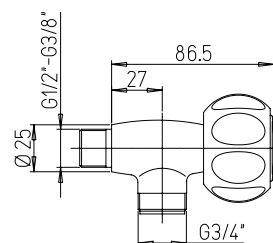
Rubinetto lavatrice 3/8" x 3/4"

3/8" x 3/4" washing machine tap

Robinet simple avec raccord 3/8" x 3/4" pour lave-vaisselles

Grifo 3/8" x 3/4" con juntura lavavajillas

Standventil 3/8" x 3/4" mit Geschirrspülmaschine-Verbindung



37..528

Rubinetto lavatrice 1/2" x 1/2"

1/2" x 1/2" washing machine tap

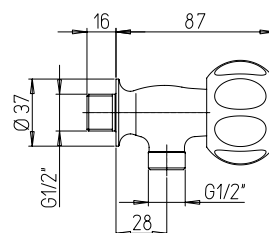
Robinet simple avec raccord 1/2" x 1/2" pour lave-vaisselles

Grifo 1/2" x 1/2" con juntura lavavajillas

Standventil 1/2" x 1/2" mit Geschirrspülmaschine-Verbindung

RICAMBI / SPARE PARTS:

53CC180NFC VITONE / HEADWORK



CR

37,00

37..530

Rubinetto prolungato 1/2"

1/2" long tap

Robinet simple 1/2"

Grifo de 1/2"

Standventil 1/2" lang

37..531

Rubinetto prolungato 3/8"

3/8" long tap

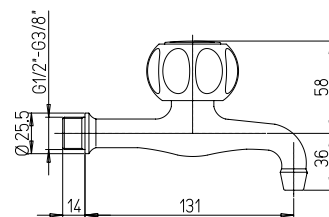
Robinet simple 3/8"

Grifo de 3/8"

Standventil 3/8" lang

RICAMBI / SPARE PARTS:

53CC180NFC VITONE / HEADWORK



CR

58,00

37..560

Monoforo lavello con bocca tubo orientabile e deviatore per lavastoviglie

Kitchen monobloc with swivel tube spout and dish-washer diverter

Mélangeur évier bec tube orientable et inverseur pour lave-vaisselles

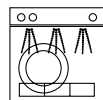
Mezclador fregadero con caño tubular giratorio y con llave para lavavajillas

Spültischbatterie mit schwenkbarem Rohrauslauf

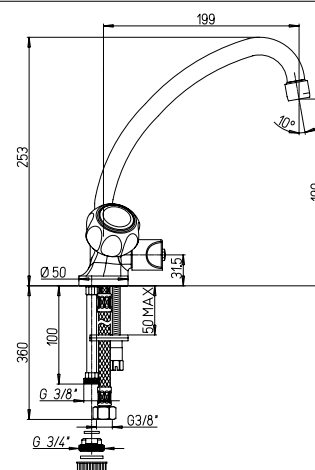
und Anschluss für Geschirrspülmaschine

RICAMBI / SPARE PARTS:

53CC180NFC VITONE / HEADWORK



ATTACCO LAVASTOVIGLIE
DISH-WASHER INTAKE



CR

222,00

37..570

Monoforo lavello con bocca tubo

Kitchen monobloc with tube spout

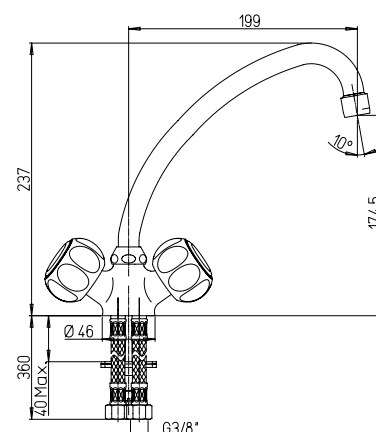
Mélangeur évier bec tube

Mezclador fregadero con caño tubular

Einloch-Spültischbatterie, Rohrauslauf

RICAMBI / SPARE PARTS:

53CC180NFC VITONE / HEADWORK



CR

104,00

37..570M

Monoforo lavello con bocca tubo a 90°

Kitchen monobloc with 90° tube spout

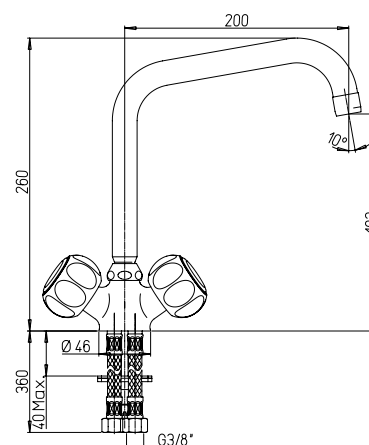
Mélangeur évier bec tube 90°

Mezclador fregadero con caño tubular 90°

Einloch-Spültischbatterie, 90° Rohrauslauf

RICAMBI / SPARE PARTS:

53CC180NFC VITONE / HEADWORK



CR

122,00

37..571

Monoforo lavello con bocca fusa orientabile

Kitchen monobloc with swivel cast spout

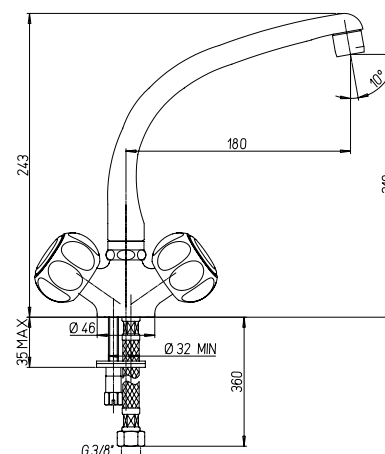
Mélangeur évier bec fondu orientable

Mezclador fregadero con caño fundido giratorio

Einloch-Spültischbatterie mit schwenkbarem Gussauslauf

RICAMBI / SPARE PARTS:

53CC180NFC VITONE / HEADWORK



CR

139,00

10 tevere





10..100

Gruppo vasca esterno completo

Complete bath-shower mixer

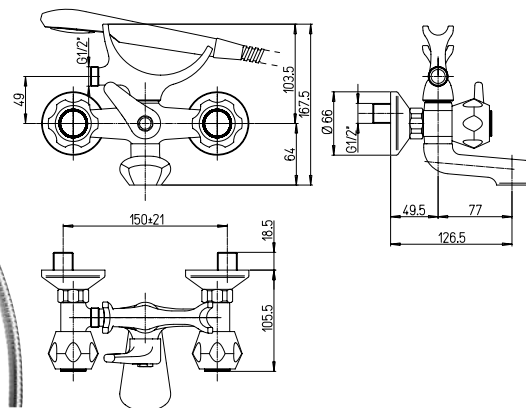
Mélangeur bain-douche apparent avec garniture de douche

Mezclador baño-ducha mural con equipo ducha

Wannenbatterie mit Brausegarnitur

RICAMBI / SPARE PARTS:

53CC180NFC VITONE / HEADWORK



CR

189,00

10..105

Gruppo vasca esterno con doccia "Duplex"

Bath-shower mixer with adjustable shower kit

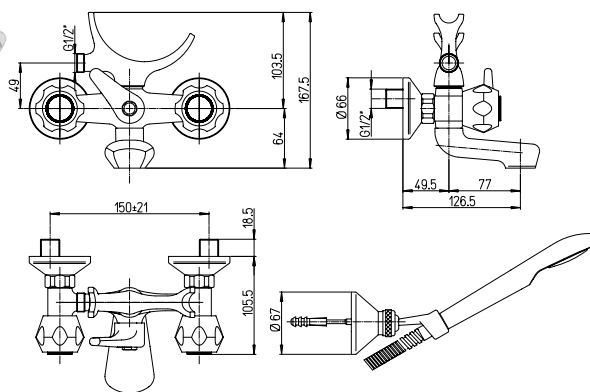
Mélangeur bain-douche apparent avec garniture de douche orientable

Mezclador baño-ducha con equipo ducha, soporte articulado

Wannenbatterie mit Brausegarnitur, Brausehalter verstellbar

RICAMBI / SPARE PARTS:

53CC180NFC VITONE / HEADWORK



CR

203,00

10..131

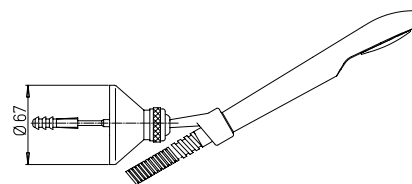
Duplex esterno

Adjustable shower kit

Garniture de douche orientable

Equipo ducha con soporte articulado

Brausegarnitur mit Brausehalter schwenkbar



CR

30,00

10..111

Gruppo vasca esterno senza "Duplex"

Bath mixer

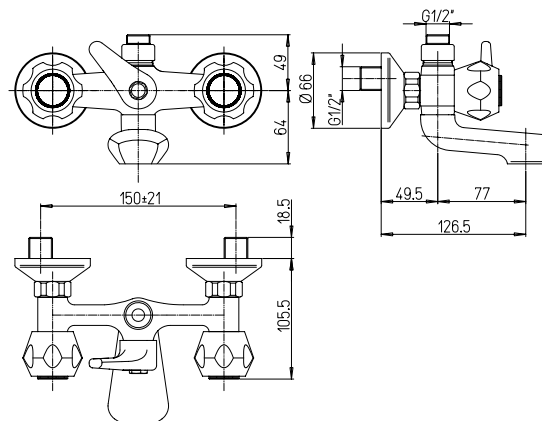
Mitigeur bain-douche apparent nu

Mezclador para bañera

Wannenbatterie

RICAMBI / SPARE PARTS:

53CC180NFC VITONE / HEADWORK



CR

155,00

24CR100/10

Gruppo vasca esterno completo

Complete bath-shower mixer

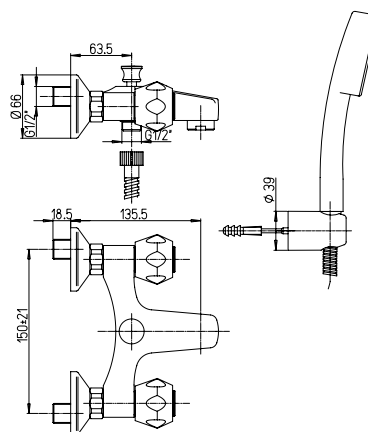
Mélangeur bain-douche apparent avec garniture de douche

Mezclador baño-ducha mural con equipo ducha

Wannenbatterie mit Brausegarnitur

RICAMBI / SPARE PARTS:

53CC180NFC VITONE / HEADWORK



CR **173,00**

24CR105/10

Gruppo vasca esterno con doccia "Duplex"

Bath-shower mixer with adjustable shower kit

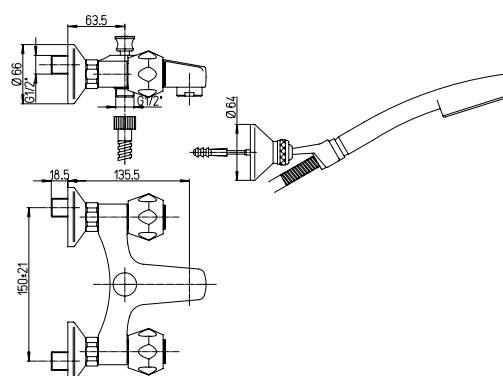
Mélangeur bain-douche apparent avec garniture de douche orientable

Mezclador baño-ducha con equipo ducha, soporte articulado

Wannenbatterie mit Brausegarnitur, Brausehalter verstellbar

RICAMBI / SPARE PARTS:

53CC180NFC VITONE / HEADWORK



CR **175,00**

45..131

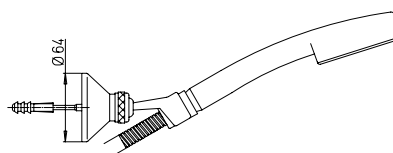
Duplex esterno

Adjustable shower kit

Garniture de douche orientable

Equipo ducha con soporte articulado

Brausegarnitur mit Brausehalter schwenkbar



CR **30,00**

24CR111/10

Gruppo vasca esterno senza "Duplex"

Bath mixer

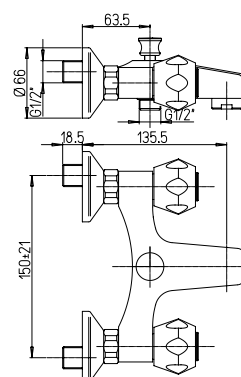
Mitigeur bain-douche apparent nu

Mezclador para bañera

Wannenbatterie

RICAMBI / SPARE PARTS:

53CC180NFC VITONE / HEADWORK



CR **140,00**

10..119

Gruppo vasca esterno con deviatore

Bath mixer with diverter

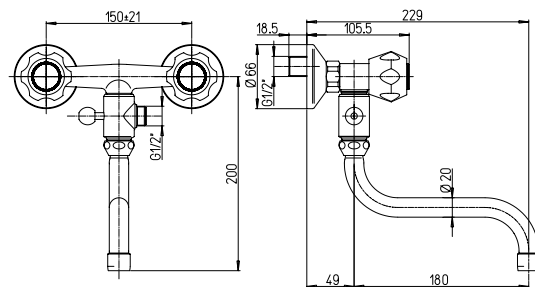
Mitigeur bain-douche avec inverseur

Mezclador con invisor

Wannenbatterie mit Umstellung

RICAMBI / SPARE PARTS:

53CC180NFC VITONE / HEADWORK



CR

146,00

10..104

Gruppo vasca esterno con deviatore e doccia "Duplex"

Bath mixer with diverter and adjustable shower kit

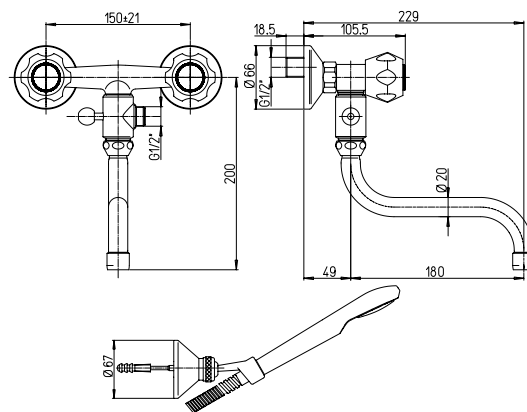
Mitigeur bain-douche apparent avec inverseur et garniture de douche orientable

Mezclador con invisor y equipo ducha soporte articulado

Wannenbatterie mit Umstellung und Brausegarnitur, Brausehalter verstellbar

RICAMBI / SPARE PARTS:

53CC180NFC VITONE / HEADWORK



CR

182,00

10..106

Monoblocco bordo vasca con deviatore

Deck bath-shower mixer with diverter

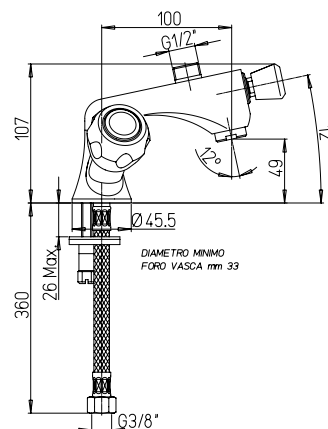
Mélangeur bain-douche avec inverseur

Mezclador baño-ducha con invisor

Wannenbatterie mit Umschalter

RICAMBI / SPARE PARTS:

53CC180NFC VITONE / HEADWORK



CR

182,00

10..200

Rubinetto lavabo "Cigno" da 1/2"

1/2" basin tap

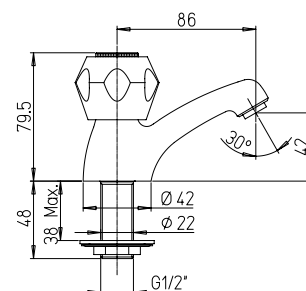
Robinet simple lavabo 1/2"

Grifo lavabo de 1/2"

Standventil 1/2"

RICAMBI / SPARE PARTS:

53CC180NFC VITONE / HEADWORK



CR

52,00

10..202

Rubinetto lavabo "Cigno" da 3/4"

3/4" basin tap

Robinet simple lavabo 3/4"

Grifo lavabo de 3/4"

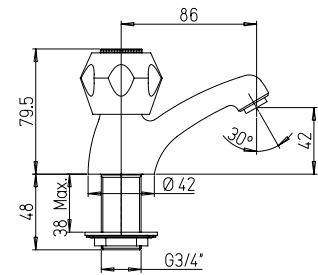
Standventil 3/4"

RICAMBI / SPARE PARTS:

53CC180NFC VITONE / HEADWORK

CR

63,00



10..204

Rubinetto lavabo "Cigno" da 1/2" con aeratore

1/2" basin tap with aerator

Robinet simple lavabo 1/2" avec perlator

Grifo lavabo de 1/2" con aireador

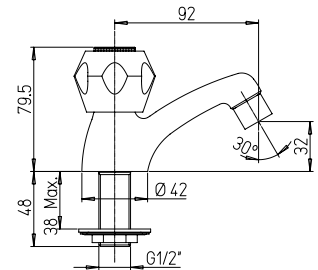
Standventil 1/2" mit Mousseur

RICAMBI / SPARE PARTS:

53CC180NFC VITONE / HEADWORK

CR

60,00



10..210

Batteria lavabo, scarico 1"

3-hole basin mixer, 1" pop-up waste

Mélangeur lavabo avec vidage automatique 1"

Batería lavabo con desagüe automático 1"

Waschtischbatterie, Ab- und Überlaufgarnitur 1"

RICAMBI / SPARE PARTS:

53CC180NFC VITONE / HEADWORK

CR

187,00



10..211

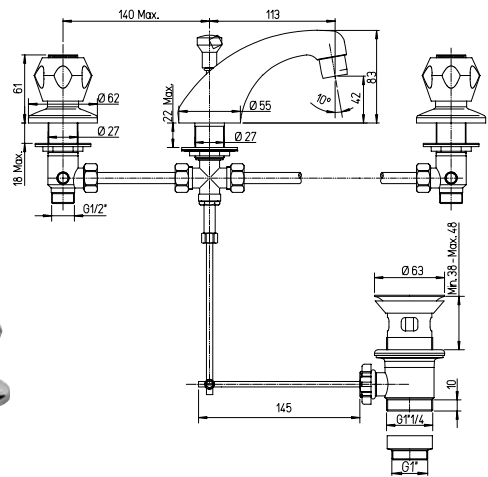
Batteria lavabo 3 fori, scarico 1"1/4

3-hole basin mixer, 1"1/4 pop-up waste

Mélangeur lavabo avec vidage automatique 1"1/4

Batería lavabo con desagüe automático 1"1/4

Waschtischbatterie, Ab- und Überlaufgarnitur 1"1/4



10..205

Batteria lavabo senza scarico

3-hole basin mixer without waste

Mélangeur lavabo sans vidage

Mezclador lavabo sin desagüe

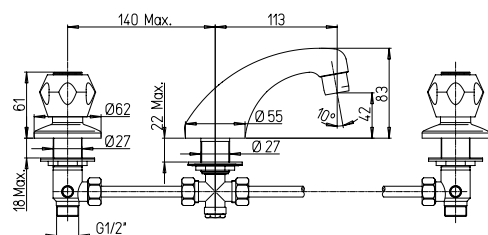
Waschtischbatterie ohne Ablaufgarnitur

RICAMBI / SPARE PARTS:

53CC180NFC VITONE / HEADWORK

CR

166,00

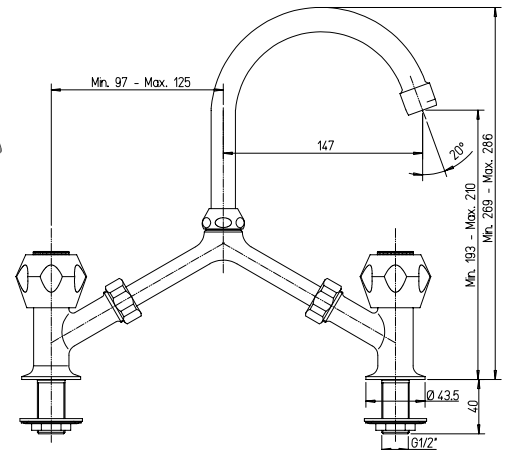


10..215

Gruppo lavabo a ponte 1/2" con bocca orientabile
 1/2" bridge basin mixer with swivel spout
Mélangeur lavabo avec bec orientable
 Mezclador lavabo con caño giratorio
Waschtischbatterie mit schwenkbarem Auslauf

RICAMBI / SPARE PARTS:
53CC180NFC VITONE / HEADWORK

CR **137,00**

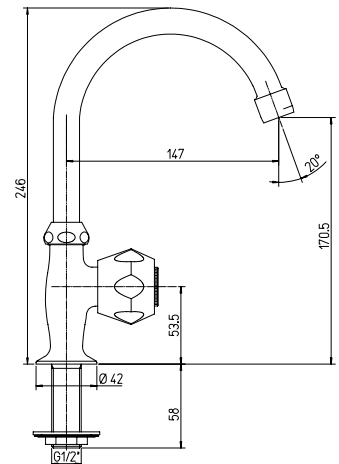


10..225

Rubinetto lavabo 1/2" con bocca orientabile
 1/2" basin tap with swivel spout
Robinet simple lavabo 1/2" avec bec orientable
 Grifo lavabo de 1/2" con caño giratorio
Standventil 1/2" mit schwenkbarem Auslauf

RICAMBI / SPARE PARTS:
53CC180NFC VITONE / HEADWORK

CR **70,00**



10..240

Monoblocco lavabo, scarico 1"
 Basin monobloc, 1" pop-up waste
Lavabo monotrou, vidage automatique 1"
 Mezclador lavabo, desagüe 1"
Waschtischbatterie, Ab- und Überlaufgarnitur 1"

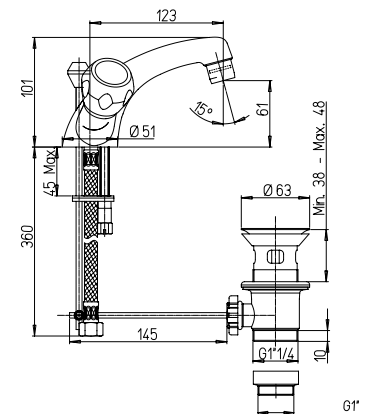
RICAMBI / SPARE PARTS:
53CC180NFC VITONE / HEADWORK

CR **148,00**



10..241

Monoblocco lavabo, scarico 1 1/4"
 Basin monobloc, 1 1/4" pop-up waste
Lavabo monotrou, vidage automatique 1 1/4"
 Mezclador lavabo, desagüe 1 1/4"
Waschtischbatterie, Ab- und Überlaufgarnitur 1 1/4"

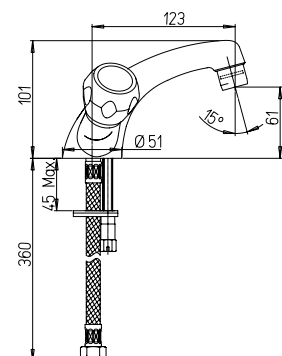


10..235

Monoblocco lavabo senza scarico
 Basin monobloc without waste
Lavabo monotrou sans vidage
 Mezclador lavabo sin desagüe
Waschtischbatterie ohne Ablaufgarnitur

RICAMBI / SPARE PARTS:
53CC180NFC VITONE / HEADWORK

CR **126,00**



10..252

Monoforo lavabo con bocca tubo orientabile, scarico 1"

Basin monobloc with swivel tube spout, 1" pop-up waste

Mélangeur lavabo bec tube orientable, vidage 1"

Mezclador lavabo con caño tubular giratorio, desagüe 1"

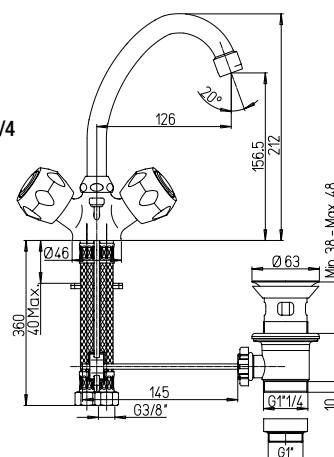
Waschtischbatterie mit schwenkbarem Rohrauslauf, 1" Ab- und Überlaufgarnitur

RICAMBI / SPARE PARTS:

53CC180NFC VITONE / HEADWORK

CR

123,00



10..254

Monoforo lavabo bocca tubo orientabile, senza scarico

Basin monobloc with swivel tube spout, without waste

Mélangeur lavabo bec tube orientable, sans vidage

Mezclador lavabo con caño tubular giratorio, sin desagüe

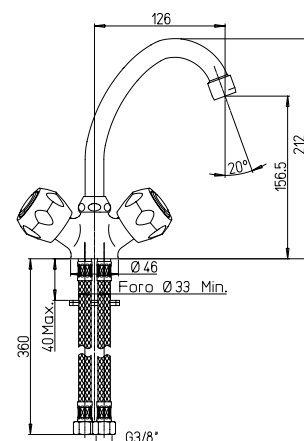
Waschtischbatterie mit schwenkbarem Rohrauslauf, ohne Ablaufgarnitur

RICAMBI / SPARE PARTS:

53CC180NFC VITONE / HEADWORK

CR

100,00



10..257

Monoforo lavabo con bocca fusa orientabile, scarico 1"

Basin monobloc with cast spout, 1" waste

Mitigeur lavabo avec bec fondu orientable, vidage automatique 1"

Mezclador lavabo con caño caño giratorio y desagüe automático 1"

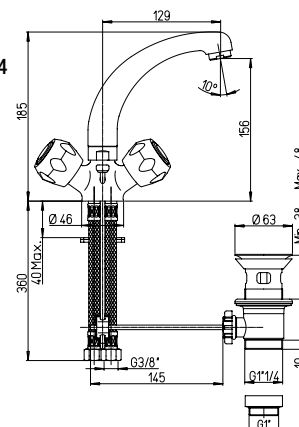
Waschtischmischer mit schwenkbarem Gussauslauf, Ab- und Überlaufgarnitur 1"

RICAMBI / SPARE PARTS:

53CC180NFC VITONE / HEADWORK

CR

150,00



10..260

Monoforo lavabo con bocca fusa orientabile, senza scarico

Basin monobloc with cast spout, without waste

Mitigeur lavabo avec bec fondu orientable, sans vidage

Mezclador lavabo con caño caño giratorio, sin desagüe

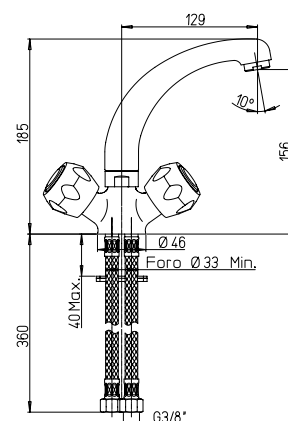
Waschtischmischer mit schwenkbarem Gussauslauf, ohne Ablaufgarnitur

RICAMBI / SPARE PARTS:

53CC180NFC VITONE / HEADWORK

CR

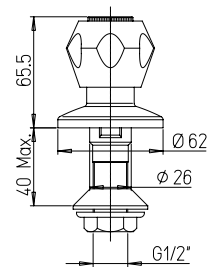
127,00



10..300

Rubinetto bidet 1/2"
 1/2" bidet tap
Robinet simple bidet 1/2"
 Grifo bidé de 1/2"
Bidet-Standventil 1/2"

RICAMBI / SPARE PARTS:
53CC180NFC VITONE / HEADWORK

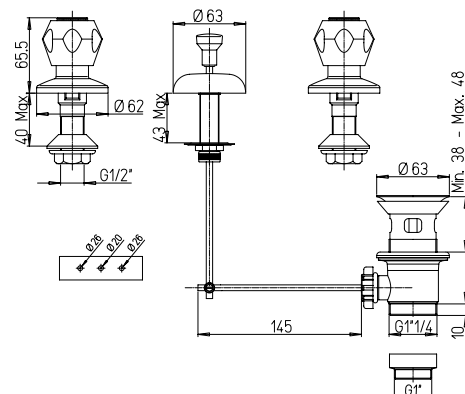


CR **40,00**

10..305

Batteria bidet, scarico 1"
 Bidet mixer, 1" pop-up waste
Mélangeur bidet avec vidage automatique 1"
 Bateria bidé con desagüe automático 1"
Bidetbatterie, Ab- und Überlaufgarnitur 1"

RICAMBI / SPARE PARTS:
53CC180NFC VITONE / HEADWORK

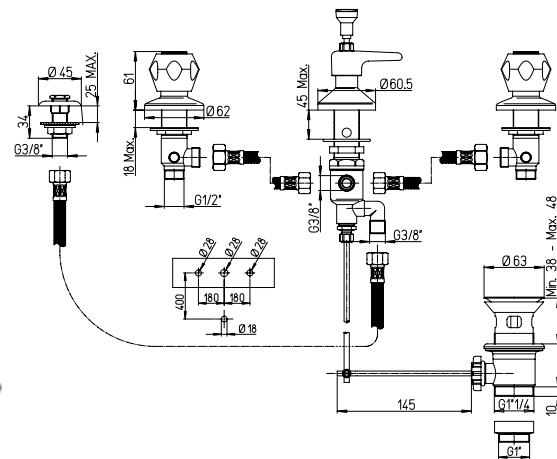


CR **117,00**

10..310

Batteria bidet con doccia, scarico 1"
 Bidet mixer with spray, 1" pop-up waste
Mélangeur bidet avec douchette, vidage automatique 1"
 Bateria bidé con ducha, desagüe automático 1"
Bidetbatterie mit Handbrause, Ab- und Überlaufgarnitur 1"

RICAMBI / SPARE PARTS:
53CC180NFC VITONE / HEADWORK

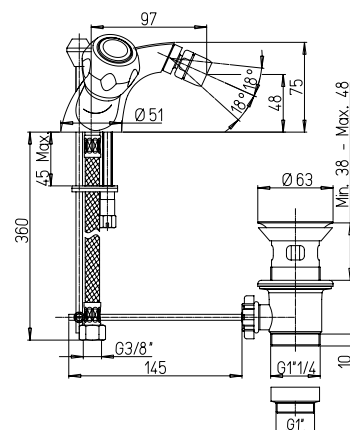


CR **295,00**

10..325

Monoblocco bidet, scarico 1"
 Bidet monobloc, 1" pop-up waste
Mélangeur monotrou bidet avec vidage automatique 1"
 Mezclador bidé con desagüe automático 1"
Einloch-Bidetbatterie, Ab- und Überlaufgarnitur 1"

RICAMBI / SPARE PARTS:
53CC180NFC VITONE / HEADWORK



CR **138,00**

10..326

Monoblocco bidet, scarico 1"1/4
 Bidet monobloc, 1"1/4 pop-up waste
Mélangeur monotrou bidet avec vidage automatique 1"1/4
 Mezclador bidé con desagüe automático 1"1/4
Einloch-Bidetbatterie, Ab- und Überlaufgarnitur 1"1/4

10..320

Monoblocco bidet senza scarico

Bidet monobloc without waste

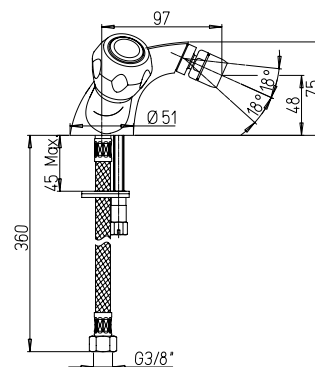
Mélangeur monotrou bidet sans vidage

Mezclador bidé sin desagüe

Einloch-Bidetbatterie ohne Ablaufgarnitur

RICAMBI / SPARE PARTS:

53CC180NFC VITONE / HEADWORK



CR **115,00**

10..253

Monoforo bidet con bocca tubo orientabile, scarico 1"

Bidet monobloc with swivel tube spout, 1" pop-up waste

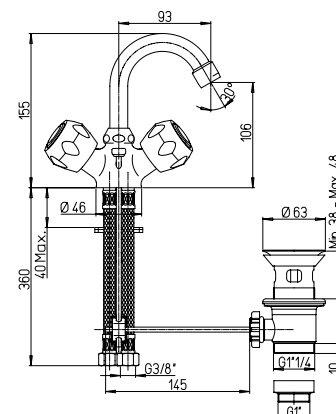
Mélangeur bidet bec tube orientable, vidage 1"

Mezclador bidé con caño tubular giratorio, desagüe 1"

Einloch-Bidetbatterie mit schwenkbarem Rohrauslauf, 1" Ab- und Überlaufgarnitur

RICAMBI / SPARE PARTS:

53CC180NFC VITONE / HEADWORK



CR **128,00**

10..255

Monoforo bidet bocca tubo orientabile, senza scarico

Bidet monobloc with swivel tube spout, without waste

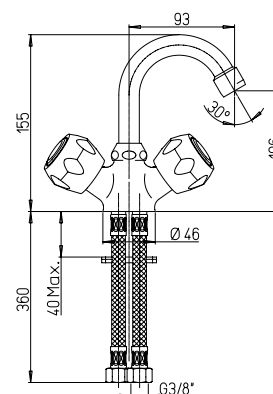
Mélangeur bidet bec tube orientable, sans vidage

Mezclador bidé con caño tubular giratorio, sin desagüe

Einloch-Bidetbatterie mit schwenkbarem Rohrauslauf, ohne Ablaufgarnitur

RICAMBI / SPARE PARTS:

53CC180NFC VITONE / HEADWORK



CR **106,00**

10..400

Rubinetto arresto da 1/2"

1/2" stop valve

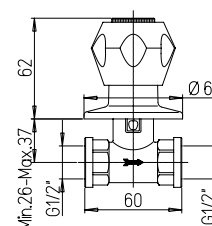
Robinet d'arrêt 1/2"

Llave de paso de 1/2"

Absperrventil 1/2"

RICAMBI / SPARE PARTS:

53CC181 VITONE / HEADWORK



CR **44,00**

10..501

Gruppo lavello a muro

Wall mounted kitchen mixer

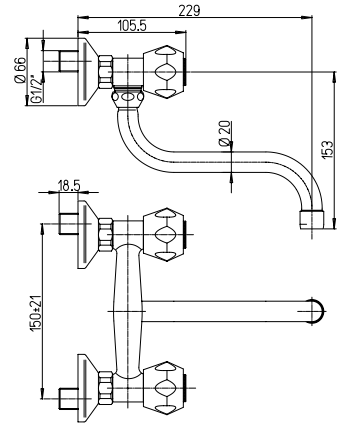
Mélangeur évier mural

Mezclador fregadero exterior

Wand-Spültischbatterie

RICAMBI / SPARE PARTS:

53CC180NFC VITONE / HEADWORK



CR

110,00

10..502

Gruppo lavello murale con bocca superiore a "U"

Wall mounted kitchen mixer

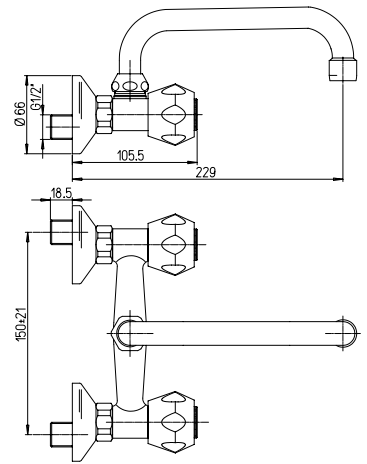
Mélangeur évier mural

Mezclador fregadero exterior con caño superior

Wand-Spültischbatterie

RICAMBI / SPARE PARTS:

53CC180NFC VITONE / HEADWORK



CR

110,00

10..503

Gruppo lavello murale con bocca superiore "Jota"

Wall mounted kitchen mixer

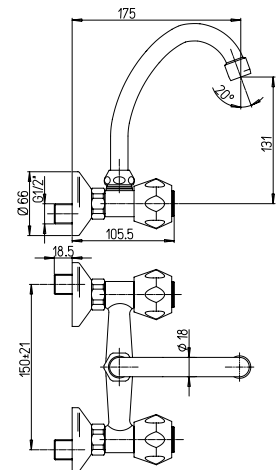
Mélangeur évier mural

Mezclador fregadero exterior con caño superior

Wand-Spültischbatterie

RICAMBI / SPARE PARTS:

53CC180NFC VITONE / HEADWORK



CR

110,00

10..505

Gruppo lavello murale con attacco lavastoviglie

Wall mounted kitchen mixer with dish-washer connection

Mélangeur évier mural avec raccord pour lave-vaisselles

Mezclador fregadero exterior con caño superior y con llave para lavavajillas

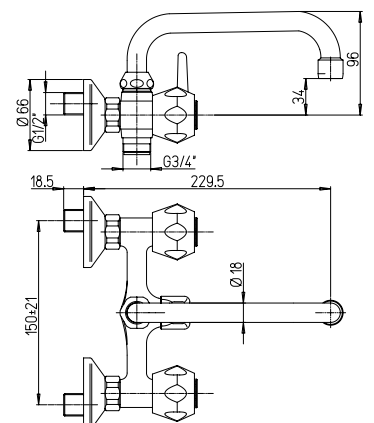
Wand-Spültischbatterie mit Umstellung für Geschirrspülmaschine

RICAMBI / SPARE PARTS:

53CC180NFC VITONE / HEADWORK



ATTACCO LAVASTOVIGLIE
DISH-WASHER INTAKE



CR

145,00

10..517

Rubinetto lavello 1/2" con bocca inferiore e rompigetto

1/2" sink tap with flow straightener

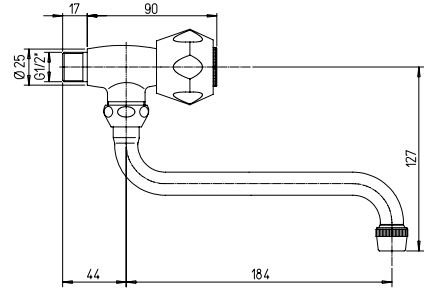
Robinet simple évier 1/2" avec brise-jet

Grifo fregadero de 1/2" con rempeaguas

Auslaufventil 1/2" mit Luftsprudler

RICAMBI / SPARE PARTS:

53CC180NFC VITONE / HEADWORK



CR

66,00

10..511

Gruppo doccia esterno 1/2"

1/2" shower mixer

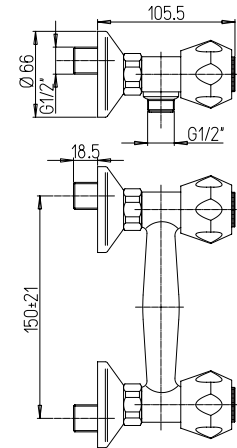
Mélangeur douche apparent nu 1/2"

Mezclador ducha 1/2" sin equipo ducha

Brausemischer 1/2"

RICAMBI / SPARE PARTS:

53CC180NFC VITONE / HEADWORK



CR

87,00

10..509

Gruppo doccia esterno 1/2" con doccia "Duplex"

1/2" shower mixer with adjustable shower kit

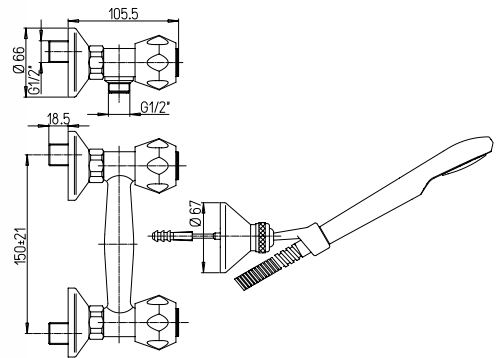
Mélangeur douche apparent 1/2" avec garniture de douche orientable

Mezclador ducha 1/2" con equipo ducha, soporte articulado

Brausemischer 1/2" mit Brausegarnitur, Brausehalter verstellbar

RICAMBI / SPARE PARTS:

53CC180NFC VITONE / HEADWORK



CR

120,00

10..520

Rubinetto erogazione 1/2" con portagomma

1/2" tap with hose connection

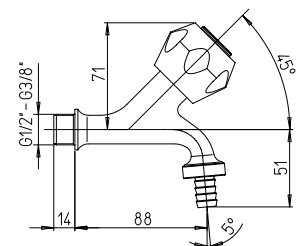
Robinet simple 1/2" avec raccord pour tuyau

Grifo de 1/2" con juntura para manguera

Standventil 1/2" mit Rohr-Verbindung

RICAMBI / SPARE PARTS:

53CC180NFC VITONE / HEADWORK



CR

49,00

10..521

Rubinetto erogazione 3/8" con portagomma

3/8" tap with hose connection

Robinet simple 3/8" avec raccord pour tuyau

Grifo de 3/8" con juntura para manguera

Standventil 3/8" mit Rohr-Verbindung

CR

10..523

Rubinetto erogazione 1/2" con rompigetto

1/2" tap with flow straightener

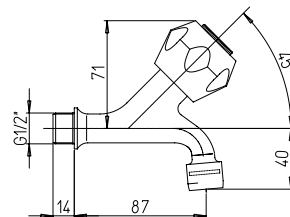
Robinet simple 1/2" avec brise-jet

Grifo de 1/2" con rompeaguas

Standventil 1/2" mit Luftsprudler

RICAMBI / SPARE PARTS:

53CC180NFC VITONE / HEADWORK



CR

41,50

10..525

Rubinetto lavatrice 1/2" x 3/4"

1/2" x 3/4" washing machine tap

Robinet simple avec raccord 1/2" x 3/4" pour lave-vaisselles

Grifo 1/2" x 3/4" con juntura lavavajillas

Standventil 1/2" x 3/4" mit Geschirrspülmaschine-Verbindung

RICAMBI / SPARE PARTS:

53CC180NFC VITONE / HEADWORK

10..526

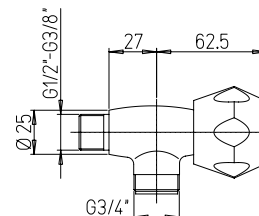
Rubinetto lavatrice 3/8" x 3/4"

3/8" x 3/4" washing machine tap

Robinet simple avec raccord 3/8" x 3/4" pour lave-vaisselles

Grifo 3/8" x 3/4" con juntura lavavajillas

Standventil 3/8" x 3/4" mit Geschirrspülmaschine-Verbindung



CR

37,00

10..528

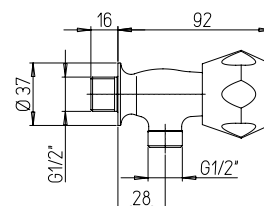
Rubinetto lavatrice 1/2" x 1/2"

1/2" x 1/2" washing machine tap

Robinet simple avec raccord 1/2" x 1/2" pour lave-vaisselles

Grifo 1/2" x 1/2" con juntura lavavajillas

Standventil 1/2" x 1/2" mit Geschirrspülmaschine-Verbindung



CR

37,00

10..530

Rubinetto prolungato 1/2"

1/2" long tap

Robinet simple 1/2"

Grifo de 1/2"

Standventil 1/2" lang

10..531

Rubinetto prolungato 3/8"

3/8" long tap

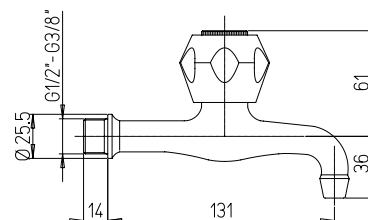
Robinet simple 3/8"

Grifo de 3/8"

Standventil 3/8" lang

RICAMBI / SPARE PARTS:

53CC180NFC VITONE / HEADWORK



CR

58,00

10..561

Monoforo lavello con bocca fusa orientabile e deviatore per lavastoviglie

Kitchen monobloc with swivel cast spout and dish-washer diverter

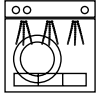
Mélangeur évier bec fondu orientable et inverseur pour lave-vaisselles

Mezclador fregadero con caño fundido giratorio y con llave para lavavajillas

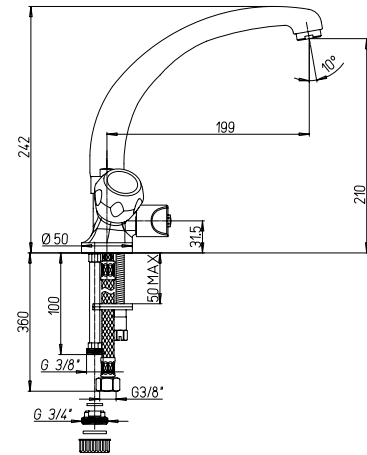
Spültischbatterie mit schwenkbarem Gussauslauf und Anschluss für Geschirrpülmaschine

RICAMBI / SPARE PARTS:

53CC180NFC VITONE / HEADWORK



ATTACCO LAVASTOVIGLIE
DISH-WASHER INTAKE



CR

222,00

10..570

Monoforo lavello con bocca tubo

Kitchen monobloc with tube spout

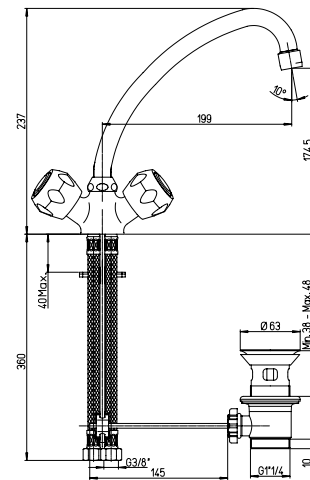
Mélangeur évier bec tube

Mezclador fregadero con caño tubular

Einloch-Spültischbatterie, Rohrauslauf

RICAMBI / SPARE PARTS:

53CC180NFC VITONE / HEADWORK



CR

104,00

10..570M

Monoforo lavello con bocca tubo a 90°

Kitchen monobloc with 90° tube spout

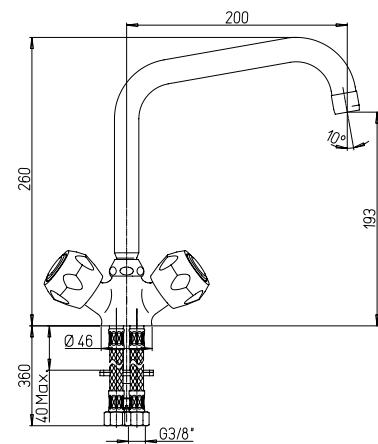
Mélangeur évier bec tube 90°

Mezclador fregadero con caño tubular 90°

Einloch-Spültischbatterie, 90° Rohrauslauf

RICAMBI / SPARE PARTS:

53CC180NFC VITONE / HEADWORK



CR

122,00

10..571

Monoforo lavello con bocca fusa orientabile

Kitchen monobloc with swivel cast spout

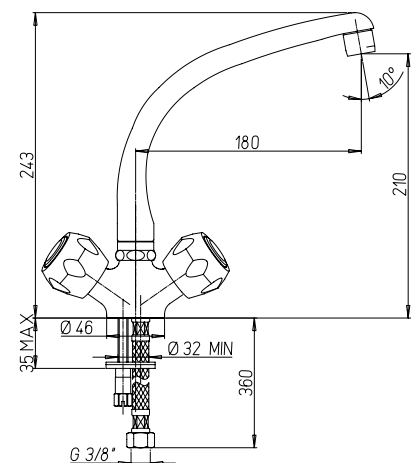
Mélangeur évier bec fondu orientable

Mezclador fregadero con caño fundido giratorio

Einloch-Spültischbatterie mit schwenkbarem Gussauslauf

RICAMBI / SPARE PARTS:

53CC180NFC VITONE / HEADWORK



CR

139,00

th

th
collection

ÓPaini



F2
pag. 329



PD pad
pag. 333



19 □
pag. 337



73 morgana
pag. 341



89 lady
pag. 347



86 ovo
pag. 351



88 duomo
pag. 355



84 dax
pag. 359



78 cox
pag. 365



90 le mans
pag. 371



92 arena
pag. 375



87 ornellaia
pag. 379



80 cooper
pag. 385



serie 2T
pag. 389



69 jolly
pag. 395

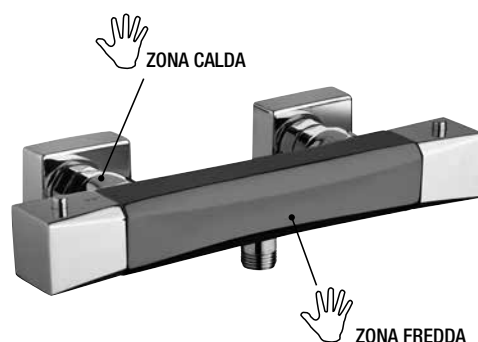
F2



SAFETY TOUCH

Il termostatico Painsi è dotato di una particolare tecnologia antiscaldante che evita il surriscaldamento della superficie esterna e quindi spiacevoli scottature. All'interno del termostatico l'acqua calda compie un percorso limitato, mentre quella fredda è libera di scorrere in uno spazio più ampio, limitando così il calore sprigionato da quella calda e mantenendo una bassa temperatura all'interno del rubinetto. In questo modo in caso di contatto fisico con il corpo del miscelatore non si avvertirà più alcuna fastidiosa sensazione di scottatura.

The Painsi thermostatic is endowed with a heat-proof technology which prevents the outer surface from overheating and avoids unpleasant scorching. Inside the thermostatic warm water performs a limited course while cold water is allowed to flow through a wider space, so reducing the heat emitted by the warm one and keeping a low temperature inside the mixer. That's why in case of physical contact with the mixer body you won't have any unpleasant scorch sensation.



F2

F2..111THI

Miscelatore vasca esterno termostatico senza "Duplex"

Thermostatic bath mixer

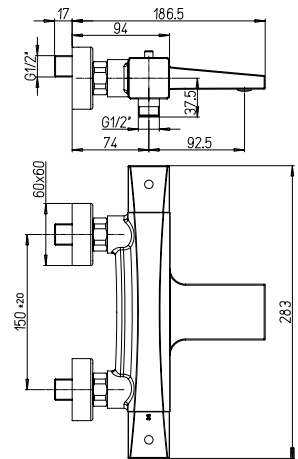
Mitigeur thermostatique bain-douche mural nu

Mezclador termostático para bañera

Thermostat-Wannenbatterie



SAFETY
TOUCH



RICAMBI / SPARE PARTS:

2TCC959 CARTUCCIA TERMO / THERMO CARTRIDGE

53CC956DEV35 VITONE / HEADWORK

CR

295,00

F2..511THI

Miscelatore doccia esterno termostatico

Thermostatic shower mixer

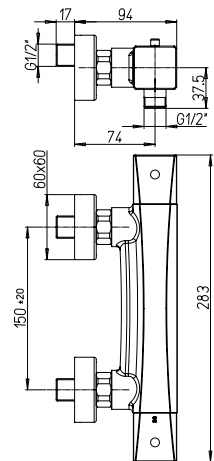
Mitigeur thermostatique douche mural nu

Mezclador termostático ducha

Thermostat-Brausebatterie



SAFETY
TOUCH



RICAMBI / SPARE PARTS:

2TCC959 CARTUCCIA TERMO / THERMO CARTRIDGE


53CR581ZD VITONE / HEADWORK

CR

281,00

PD pad





Solid Surface è un materiale omogeneo in tutto il suo spessore, resistente, conserva inalterato nel tempo il suo aspetto originale
 Full thickness uniform material, strong, keeps his original nature over time

Material homogéneo en todo su espesor, resistente, mantiene intacto su aspecto original a través del tiempo

Material homogéneo en todo su espesor, resistente, mantiene intacto su aspecto original a través del tiempo

Homogenes Material in all seiner Dicke, langlebig, hält im Laufe der Zeit ihr ursprüngliches Aussehen.

PDCR511BOTH

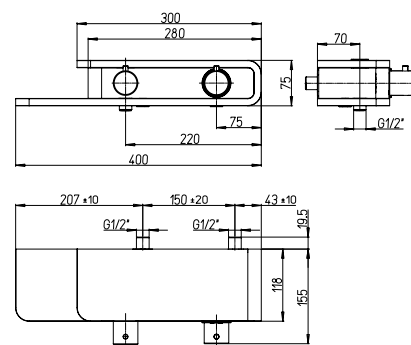
Miscelatore doccia esterno termostatico

Thermostatic shower mixer

Mitigeur thermostatique douche mural nu

Mezclador termostático ducha

Thermostat-Brausebatterie



RICAMBI / SPARE PARTS:

2TCC959FNF CARTUCCIA TERMO / THERMO CARTRIDGE

53CC581AD VITONE / HEADWORK

CR

819,00

PDCR689BOTH

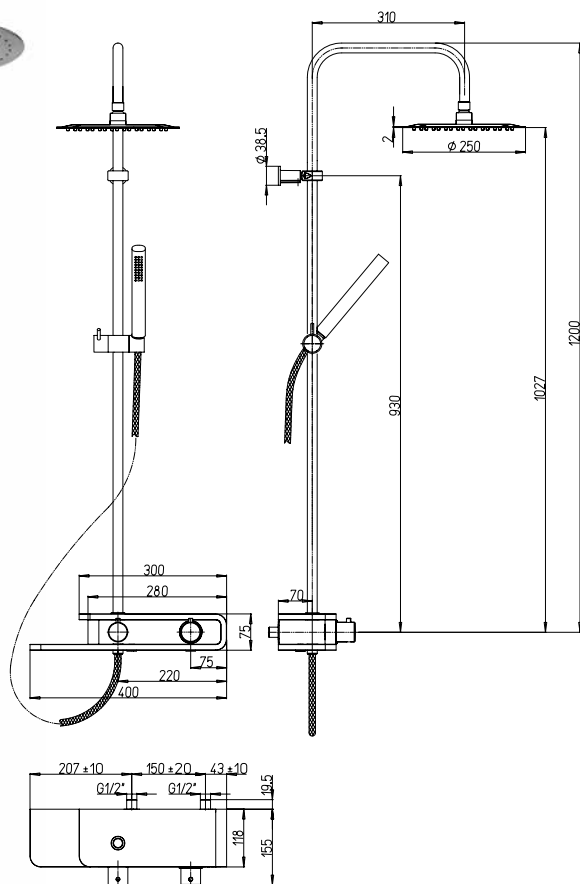
Miscelatore termostatico doccia esterno con pulsante di sicurezza 38°, con doccia e soffione

Complete thermostatic shower mixer with headshower, hand shower and 38° safety stop button

Mitigeur thermostatique douche complet avec douchette et pomme de tête, bouton de sécurité 38°

Mezclador termostático ducha con ducha y rociador, tope de seguridad 38°

Thermostat-Brausemischer komplett mit Hand- und Kopfbrause, Sicherheitssperre bei 38°



RICAMBI / SPARE PARTS:

2TCC959FNF CARTUCCIA TERMO / THERMO CARTRIDGE

53CC956DEVG30 CARTUCCIA / CARTRIDGE

CR/BO

1.290,00

19

Q







19..100TH

Miscelatore termostatico vasca esterno

Thermostatic bath-shower mixer

Mitigeur thermostatique bain-douche mural avec garniture de douche

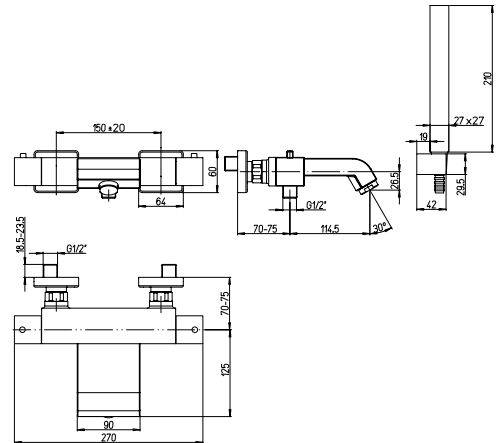
Mezclador termostático baño-ducha con equipo ducha

Thermostat-Wannenbatterie mit Brausegarnitur

RICAMBI / SPARE PARTS:

2TCC959 CARTUCCIA TERMO / THERMO CARTRIDGE

53CC956DEV35 CARTUCCIA / CARTRIDGE



CR

393,00

19..105TH

Miscelatore vasca esterno termostatico con doccia "Duplex"

Thermostatic bath-shower mixer with adjustable shower kit

Mitigeur thermostatique bain-douche mural avec garniture de douche orientable

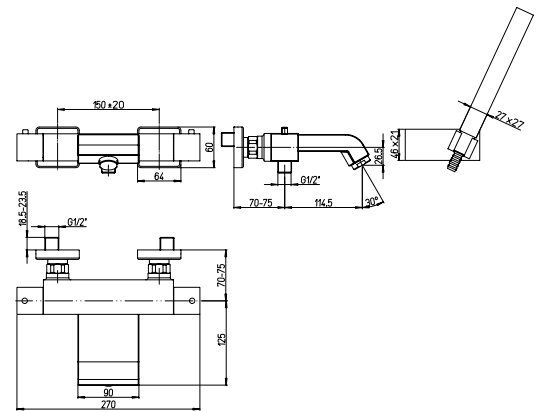
Mezclador termostático baño-ducha con equipo ducha, soporte articulado

Thermostat-Wannenbatterie mit Brausegarnitur, Brausehalter verstellbar

RICAMBI / SPARE PARTS:

2TCC959 CARTUCCIA TERMO / THERMO CARTRIDGE

53CC956DEV35 CARTUCCIA / CARTRIDGE



CR

425,00

19..111TH

Miscelatore vasca esterno termostatico senza "Duplex"

Thermostatic bath mixer

Mitigeur thermostatique bain-douche mural nu

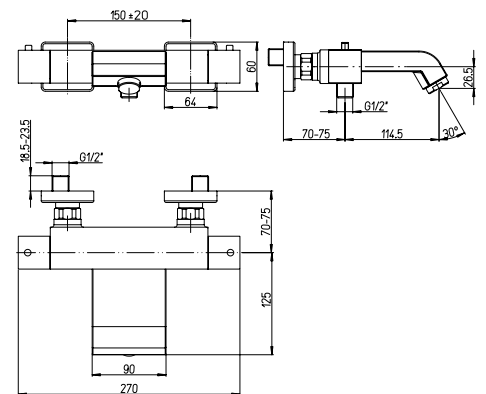
Mezclador termostático para bañera

Thermostat-Wannenbatterie

RICAMBI / SPARE PARTS:

2TCC959 CARTUCCIA TERMO / THERMO CARTRIDGE

53CC956DEV35 CARTUCCIA / CARTRIDGE



CR

360,00

19..511TH

Miscelatore doccia esterno termostatico

Thermostatic shower mixer

Mitigeur thermostatique douche mural nu

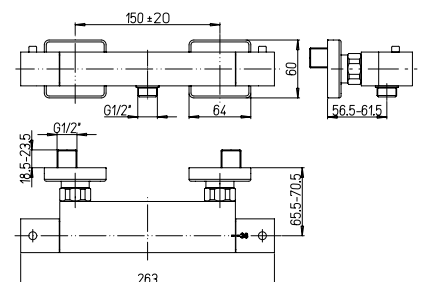
Mezclador termostático ducha

Thermostat-Brausebatterie

RICAMBI / SPARE PARTS:

84NL959 CARTUCCIA TERMO / THERMO CARTRIDGE

53CR581ZDA VITONE / HEADWORK



CR

253,00

19..692TH

Gruppo doccia termostatico uscita superiore

Thermostatic shower mixer upper outlet

Mitigeur thermostatique douche sortie haute

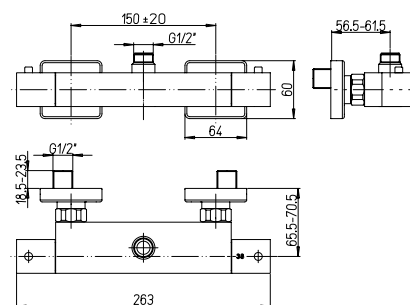
Mezclador termostático ducha salida de arriba

Thermostat-Brausemischer eine oberer Ausgange

RICAMBI / SPARE PARTS:

84NL959 CARTUCCIA TERMO / THERMO CARTRIDGE

53CR581ZDA VITONE / HEADWORK



CR

306,00

73 morgana

design Arch. Mirko Bosio

*

CR	Cromo/Vetro -Chrome/Verre- Chrome/Glass -Chrom/Glas- Cromo/Vidrio Cromo/Cromo -Chrome/Chrome- Chrome/Chrome -Chrom/Chrom- Cromo/Cromo Cromo/Wengé -Chrome/Wengé- Chrome/Wengé -Chrom/Wengé- Cromo/Wengé
PW	Pvd/Vetro -Pvd/Verre- Pvd/Glass -Pvd/Glas- Pvd/Vidrio Pvd/Cromo -Pvd/Chrome- Pvd/Chrome -Pvd/Chrom- Pvd/Cromo Pvd/Wengé -Pvd/Wengé- Pvd/Wengé -Pvd/Wengé- Pvd/Wengé
OP	Oro Pvd/Vetro -Or Pvd/Verre- Gold Pvd/Glass -Gold Pvd/Glas- Oro Pvd/Vidrio Oro Pvd/Oro Pvd -Or Pvd/Or Pvd- Gold Pvd/Gold Pvd -Gold Pvd/Gold Pvd- Oro Pvd/Oro Pvd Oro Pvd/Wengé -Or Pvd/Wengé- Gold Pvd/Wengé -Gold Pvd/Wengé- Oro Pvd/Wengé





73..433TH

Miscelatore termostatico doccia incasso con bocca e doccia

Thermostatic mixer with spout and hand shower

Mitigeur thermostatique avec bec et douche

Mezclador termostático con caño y ducha

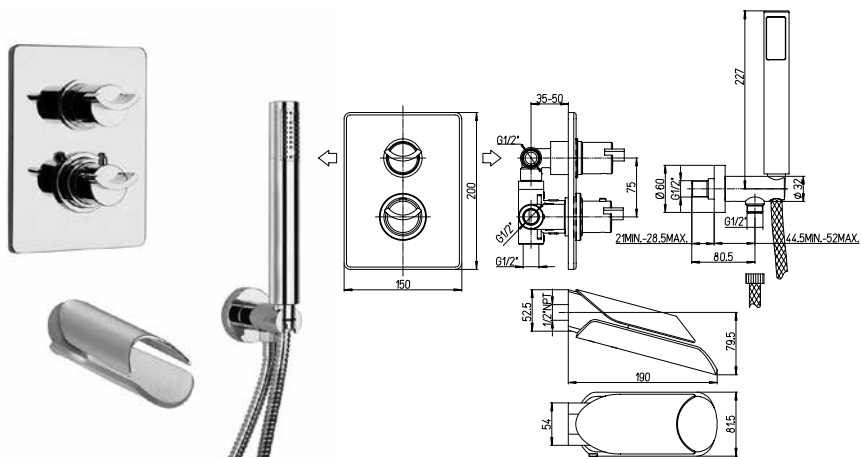
Thermomischer mit Auslauf und Handbrause

RICAMBI / SPARE PARTS:

53CC956DEV35 CARTUCCIA / CARTRIDGE

2TCC959 CARTUCCIA TERMO / THERMO CARTRIDGE

* CR	614,00
PW	828,00
OP	828,00



73..433THD

Miscelatore termostatico doccia incasso con doccia e soffione

Thermostatic mixer with showerhead and hand shower

Mitigeur thermostatique avec pomme de tête et douche

Mezclador termostático con rociador y ducha

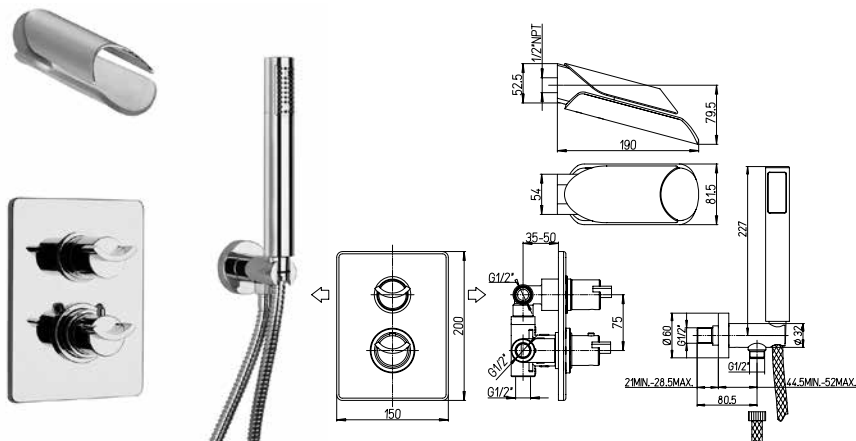
Thermomischer mit Kopfbrause und Handbrause

RICAMBI / SPARE PARTS:

53CC956DEV35 CARTUCCIA / CARTRIDGE

2TCC959 CARTUCCIA TERMO / THERMO CARTRIDGE

* CR	614,00
PW	828,00
OP	828,00



73..434TH

Miscelatore termostatico doccia incasso con bocca e soffione

Thermostatic mixer with spout and showerhead

Mitigeur thermostatique avec bec et pomme de tête

Mezclador termostático con caño y rociador

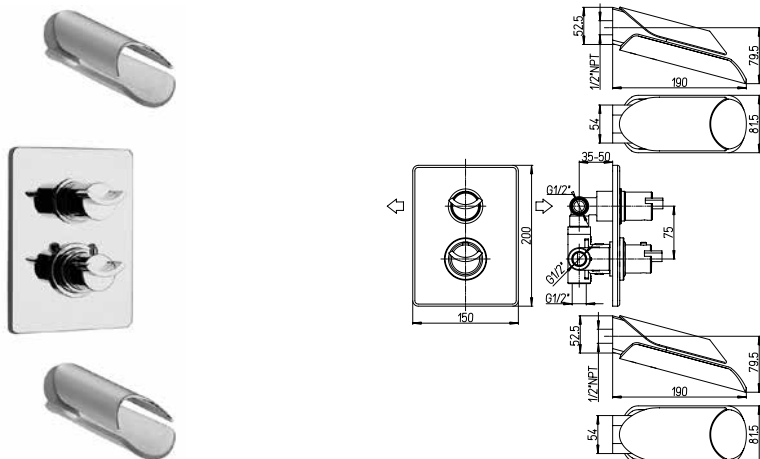
Thermomischer mit Auslauf und Kopfbrause

RICAMBI / SPARE PARTS:

53CC956DEV35 CARTUCCIA / CARTRIDGE

2TCC959 CARTUCCIA TERMO / THERMO CARTRIDGE

* CR	867,00
PW	1.171,00
OP	1.171,00



73..504TH

Gruppo doccia termostatico con deviatore 2 uscite

Thermostatic shower mixer with 2 ways diverter

Mitigeur thermostatique douche avec inverseur 2 voies

Mezclador termostático ducha con llave de paso 2 vías

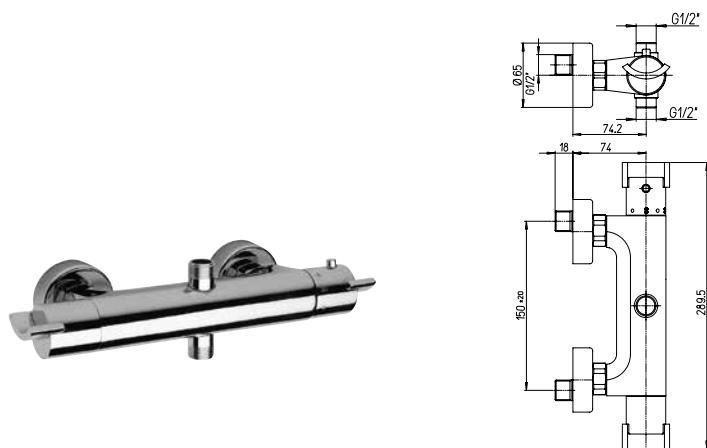
Thermostat-Brausemischer mit 2 wege Umstellung

RICAMBI / SPARE PARTS:

53CC956DEV35 CARTUCCIA / CARTRIDGE

2TCC959 CARTUCCIA TERMO / THERMO CARTRIDGE

* CR	287,00
PW	386,00
OP	386,00



73..511TH

Miscelatore doccia esterno termostatico

Thermostatic shower mixer

Mitigeur thermostatique douche

Mezclador ducha termostático

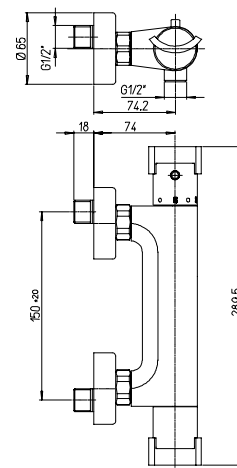
Thermostat-Brausemischer

RICAMBI / SPARE PARTS:

2TCC959 CARTUCCIA TERMO / THERMO CARTRIDGE

53CC581AS VITONE / HEADWORK

* CR	234,00
PW	316,00
OP	316,00



73..690TH

Miscelatore termostatico incasso 1/2" con rubinetto di arresto

1/2" built-in thermostatic mixer with stop valve

Mitigeur thermostatique à encastrer 1/2" avec robinet d'arrêt

Mezclador termostático empotrar 1/2" con llave de paso

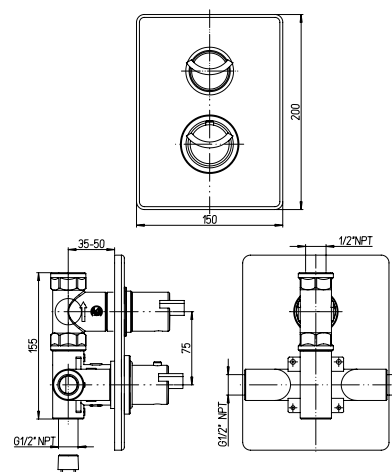
1/2" Einbau Thermostat-Brausebatterie mit Absperrventil

RICAMBI / SPARE PARTS:

53CC5813/4S25 VITONE / HEADWORK

2TCC959 CARTUCCIA TERMO / THERMO CARTRIDGE

* CR	255,00
PW	344,00
OP	344,00



73..691TH

Miscelatore termostatico doccia incasso con deviatore

Built-in thermostatic shower mixer with diverter

Mitigeur thermostatique douche à encastrer avec inverseur

Mezclador termostático baño-ducha empotrado

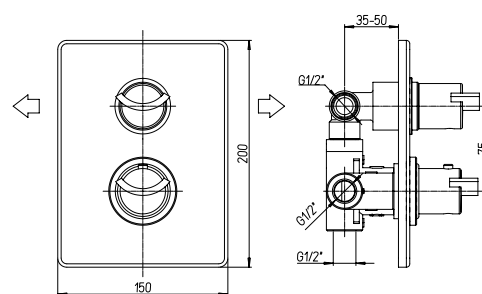
Einbau Thermostat-Wannenbatterie mit Umstellung

RICAMBI / SPARE PARTS:

53CC956DEV35 CARTUCCIA / CARTRIDGE

2TCC959 CARTUCCIA TERMO / THERMO CARTRIDGE

* CR	324,00
PW	438,00
OP	438,00



73..690TH3/4

Miscelatore termostatico incasso 3/4" con rubinetto di arresto

3/4" built-in thermostatic mixer with stop valve

Mitigeur thermostatique à encastrer 3/4" avec robinet d'arrêt

Mezclador termostático empotrar 3/4" con llave de paso

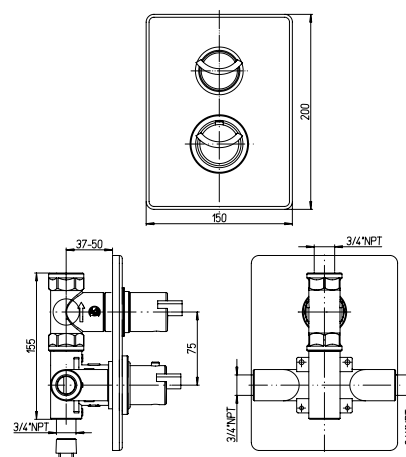
3/4" Einbau Thermostat-Brausebatterie mit Absperrventil

RICAMBI / SPARE PARTS:

53CC5813/4S25 VITONE / HEADWORK

2TCC959 CARTUCCIA TERMO / THERMO CARTRIDGE

* CR	277,00
PW	374,00
OP	374,00



73..710TH

Miscelatore termostatico incasso 1/2"

a 2 uscite parallele senza rubinetto di arresto

1/2" built-in thermostatic mixer 2 parallel exits without stop valve

Mitigeur thermostatique à encastrer sans robinet d'arrêt, 2 sorties parallèles

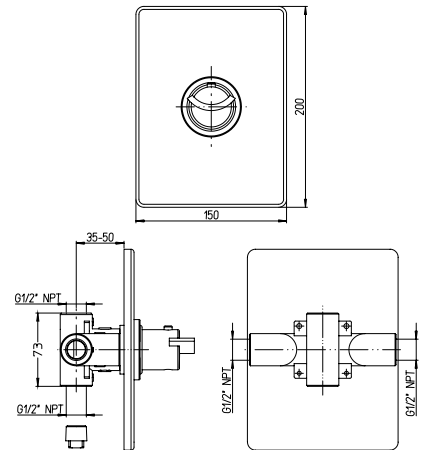
Mezclador termostático empotrado sin llave de paso, 2 salidas paralelas

Einbau Thermostat-Batterie ohne Absperrventil, 2 parallele Ausgänge

RICAMBI / SPARE PARTS:

2TCC959 CARTUCCIA TERMO / THERMO CARTRIDGE

* CR	231,00
PW	312,00
OP	312,00



73..711TH

Miscelatore termostatico incasso 3/4"

a 2 uscite parallele senza rubinetto di arresto

3/4" built-in thermostatic mixer 2 parallel exits without stop valve

Mitigeur thermostatique 3/4" à encastrer sans robinet d'arrêt, 2 sorties parallèles

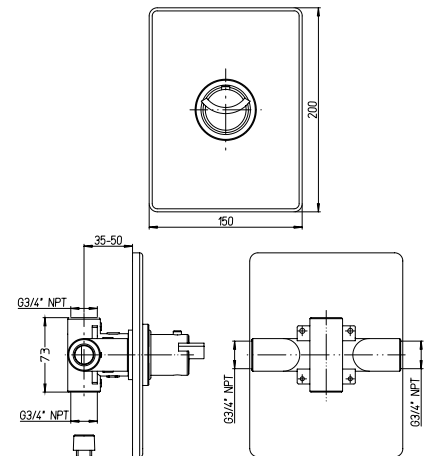
Mezclador termostático empotrado 3/4" sin llave de paso, 2 salidas paralelas

Einbau Thermostat-Batterie ohne Absperrventil 3/4", 2 parallele Ausgänge

RICAMBI / SPARE PARTS:

2TCC959 CARTUCCIA TERMO / THERMO CARTRIDGE

* CR	231,00
PW	312,00
OP	312,00



89 lady

design Arch. Mirko Bosio





lady

89..100TH

Gruppo vasca esterno termostatico

Thermostatic bath-shower mixer with shower kit

Mitigeur thermostatique bain-douche mural avecgarniture de douche

Mezclador termostático baño-ducha con equipo ducha

Thermostat-Wannenbatterie mit Brausegarnitur

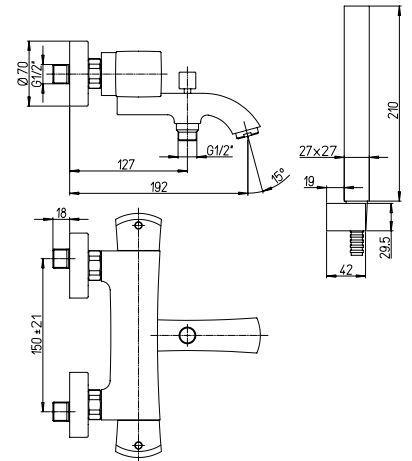

RICAMBI / SPARE PARTS:

53CR581ZC VITONE / HEADWORK

2TCC959 CARTUCCIA TERMO / THERMO CARTRIDGE

CR **393,00**

OP - PW - YO - BY **529,00**



89..105TH

Gruppo vasca esterno termostatico con doccia "Duplex"

Thermostatic bath-shower mixer with adjustable shower kit

Mitigeur thermostatique bain-douche mural avecgarniture de douche orientable

Mezclador termostático baño-ducha con equipo ducha, soporte articulado

Thermostat-Wannenbatterie mit Brausegarnitur, Brausehalter verstellbar

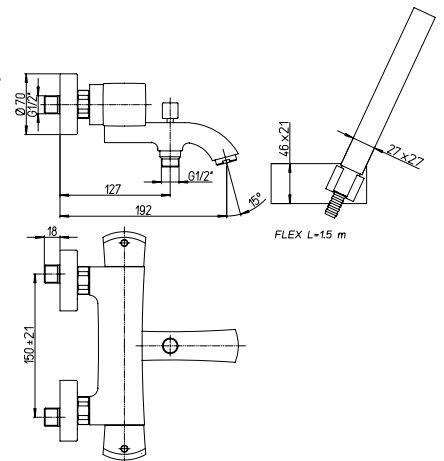
RICAMBI / SPARE PARTS:

53CR581ZC VITONE / HEADWORK

2TCC959 CARTUCCIA TERMO / THERMO CARTRIDGE

CR **417,00**

OP - PW - YO - BY **563,00**



89..111TH

Gruppo vasca esterno termostatico senza "Duplex"

Thermostatic bath mixer

Mitigeur thermostatique bain-douche mural nu

Mezclador termostático para bañera

Thermostat-Wannenbatterie

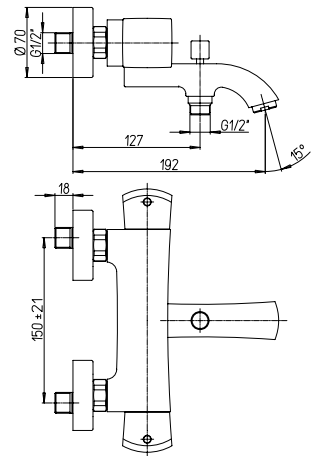
RICAMBI / SPARE PARTS:

53CR581ZC VITONE / HEADWORK

2TCC959 CARTUCCIA TERMO / THERMO CARTRIDGE

CR **331,00**

OP - PW - YO - BY **447,00**



89..511TH

Gruppo doccia esterno termostatico

Thermostatic shower mixer

Mitigeur thermostatique douche

Mezclador termostático ducha

Thermostat-Brausemischer

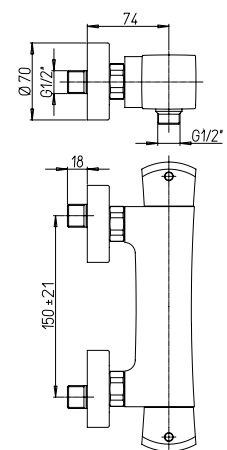
RICAMBI / SPARE PARTS:

53CR581ZC VITONE / HEADWORK

2TCC959 CARTUCCIA TERMO / THERMO CARTRIDGE

CR **260,00**

OP - PW - YO - BY **352,00**



89..690TH

Miscelatore termostatico doccia incasso

Thermostatic built-in single-lever shower mixer

Mitigeur thermostatique douche à encastrer

Mezclador termostático ducha empotrado

Thermostat -Einbau Brausebatterie

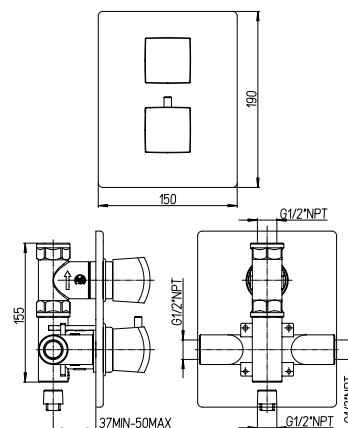
RICAMBI / SPARE PARTS:

53CC5813/4S25 VITONE / HEADWORK

2TCC959 CARTUCCIA TERMO / THERMO CARTRIDGE

CR **269,00**

OP - PW - YO - BY **362,00**



89..690TH3/4

Miscelatore termostatico doccia incasso 3/4" con rubinetto di arresto

3/4" built-in thermostatic shower mixer with stop valve

Mitigeur thermostatique douche à encastrer 3/4" avec robinet d'arrêt

Mezclador termostático baño-ducha empotrado 3/4" con llave de paso

3/4" einbau Thermostat-Wannenbatterie mit Absperrventil

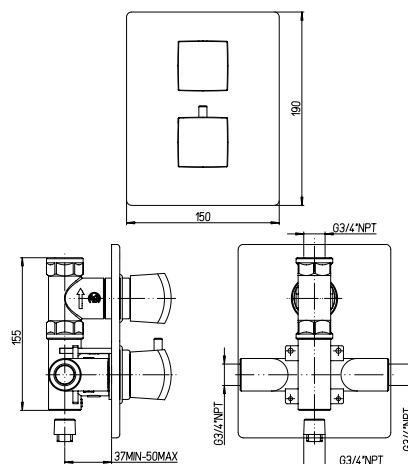
RICAMBI / SPARE PARTS:

53CC5813/4S25 VITONE / HEADWORK

2TCC959 CARTUCCIA TERMO / THERMO CARTRIDGE

CR **269,00**

OP - PW - YO - BY **362,00**



86 OVO

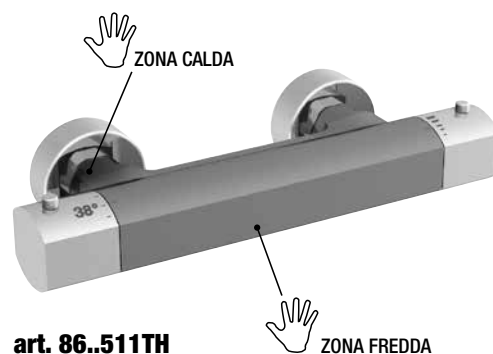




SAFETY TOUCH

Il termostatico Painsi è dotato di una particolare tecnologia antiscaldante che evita il surriscaldamento della superficie esterna e quindi spiacevoli scottature. All'interno del termostatico l'acqua calda compie un percorso limitato, mentre quella fredda è libera di scorrere in uno spazio più ampio, limitando così il calore sprigionato da quella calda e mantenendo una bassa temperatura all'interno del rubinetto. In questo modo in caso di contatto fisico con il corpo del miscelatore non si avvertirà più alcuna fastidiosa sensazione di scottatura.

The Painsi thermostatic is endowed with a heat-proof technology which prevents the outer surface from overheating and avoids unpleasant scorches. Inside the thermostatic warm water performs a limited course while cold water is allowed to flow through a wider space, so reducing the heat emitted by the warm one and keeping a low temperature inside the mixer. That's why in case of physical contact with the mixer body you won't have any unpleasant scorch sensation.



art. 86..511TH

86..100TH

Miscelatore termostatico vasca esterno

Thermostatic bath-shower mixer

Mitigeur thermostatique bain-douche mural avec garniture de douche

Mezclador termostático baño-ducha con equipo ducha

Thermostat-Wannenbatterie mit Brausegarnitur

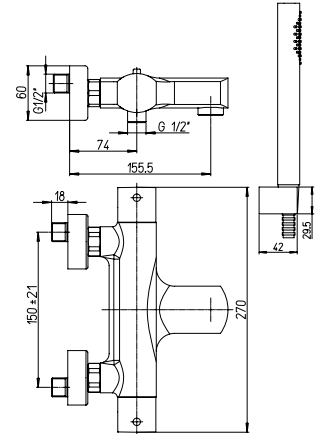
RICAMBI / SPARE PARTS:

53CC956DEV35 CARTUCCIA / CARTRIDGE

2TCC959 CARTUCCIA TERMO / THERMO CARTRIDGE

CR **325,50**

PW **440,00**



86..105TH

Miscelatore vasca esterno termostatico con doccia "Duplex"

Thermostatic bath-shower mixer with adjustable shower kit

Mitigeur thermostatique bain-douche mural avec garniture de douche orientable

Mezclador termostático baño-ducha con equipo ducha, soporte articulado

Thermostat-Wannenbatterie mit Brausegarnitur, Brausehalter verstellbar

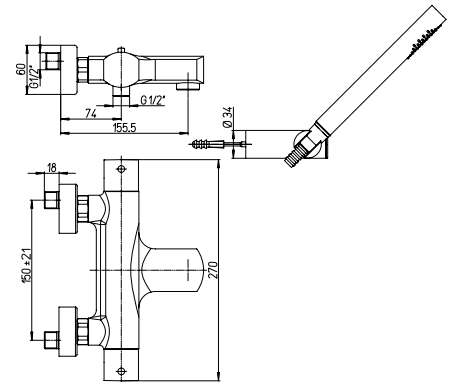
RICAMBI / SPARE PARTS:

53CC956DEV35 CARTUCCIA / CARTRIDGE

2TCC959 CARTUCCIA TERMO / THERMO CARTRIDGE

CR **342,00**

PW **461,00**



86..111TH

Miscelatore vasca esterno termostatico senza "Duplex"

Thermostatic bath mixer

Mitigeur thermostatique bain-douche mural nu

Mezclador termostático para bañera

Thermostat-Wannenbatterie

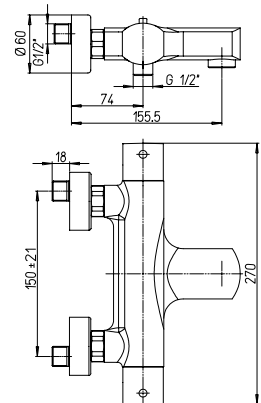
RICAMBI / SPARE PARTS:

53CC956DEV35 CARTUCCIA / CARTRIDGE

2TCC959 CARTUCCIA TERMO / THERMO CARTRIDGE

CR **274,00**

PW **370,00**



86..504TH

Gruppo doccia termostatico con deviatore 2 uscite

Thermostatic shower mixer with 2 ways diverter

Mitigeur thermostatique douche avec inverseur 2 voies

Mezclador termostático ducha con llave de paso 2 vías

Thermostat-Brausemischer mit 2 wege Umstellung

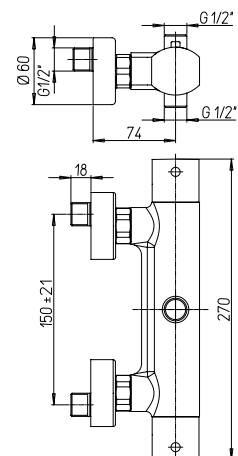
RICAMBI / SPARE PARTS:

53CC956DEV35 CARTUCCIA / CARTRIDGE

2TCC959 CARTUCCIA TERMO / THERMO CARTRIDGE

CR **259,00**

PW **350,00**



86..511TH

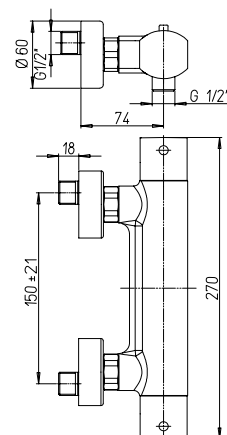
Miscelatore doccia esterno termostatico

Thermostatic shower mixer

Mitigeur thermostatique douche mural nu

Mezclador termostático ducha

Thermostat-Brausebatterie



RICAMBI / SPARE PARTS:

53CC581ZD VITONE / HEADWORK

2TCC959 CARTUCCIA TERMO / THERMO CARTRIDGE

CR **207,00**

PW **278,00**

86..690TH

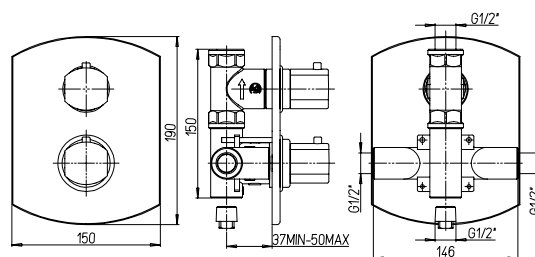
Gruppo doccia incasso termostatico con rubinetto di arresto

Built-in thermostatic shower mixer with stop valve

Mitigeur douche thermostatique à encastrer avec robinet d'arrêt

Mezclador termostático ducha empotrado con llave de paso

Einbau Thermostat-Brausebatterie mit Absperrentil



RICAMBI / SPARE PARTS:

53CC5813/4S25 VITONE / HEADWORK

2TCC959 CARTUCCIA TERMO / THERMO CARTRIDGE

CR **255,00**

PW **344,00**

86..691TH

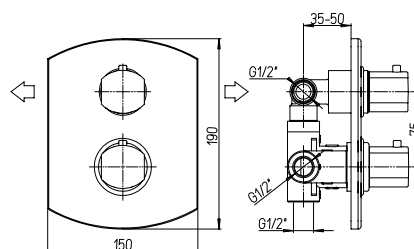
Gruppo doccia incasso termostatico con rubinetto di arresto e deviatore 2 vie

Built-in thermostatic shower mixer with stop valve and 2-way diverter

Mitigeur douche thermostatique à encastrer avec robinet d'arrêt et inverseur 2 voies

Mezclador termostático ducha empotrado con llave de paso e inversor 2 vias

Einbau Thermostat-Brausemischer mit Absperrentil und 2-Wege Umsteller



RICAMBI / SPARE PARTS:

53CC956DEV35 CARTUCCIA / CARTRIDGE

2TCC959 CARTUCCIA TERMO / THERMO CARTRIDGE

CR **279,00**

PW **360,00**

86..690TH3/4

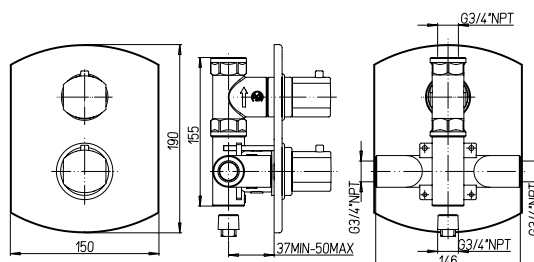
Miscelatore termostatico incasso 3/4" con rubinetto di arresto

3/4" built-in thermostatic mixer with stop valve

Mitigeur thermostatique à encastrer 3/4" avec robinet d'arrêt

Mezclador termostático empotrado 3/4" con llave de paso

3/4" einbau Thermostat-batterie mit Absperrentil



RICAMBI / SPARE PARTS:

53CC5813/4S25 VITONE / HEADWORK

2TCC959 CARTUCCIA TERMO / THERMO CARTRIDGE

CR **255,00**

PW **344,00**

88 duomo





88..690TH

Miscelatore termostatico doccia incasso termostatico con rubinetto di arresto

Built-in thermostatic shower mixer with stop valve

Mitigeur douche thermostatique à encastrer avec robinet d'arrêt

Mezclador termostático ducha empotrar con llave de paso

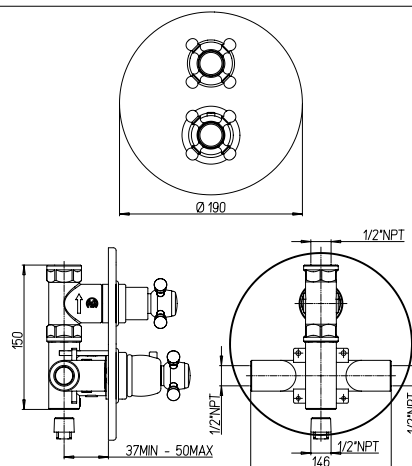
Einbau Thermostat-Brausebatterie mit Absperrventil

RICAMBI / SPARE PARTS:

53CC5813/4S25 VITONE / HEADWORK

2TCC959 CARTUCCIA TERMO / THERMO CARTRIDGE

CR	295,00
B9 - OT	354,00
F3 - QL	398,00
OR	413,00



88..691TH

Miscelatore termostatico doccia incasso termostatico con rubinetto di arresto e deviatore 2 vie

Built-in thermostatic shower mixer with with stop valve and 2 ways diverter

Mitigeur douche thermostatique à encastrer avec robinet d'arrêt et inverseur 2 voies

Mezclador termostático ducha empotrar con con llave de paso y inversor 2 vías

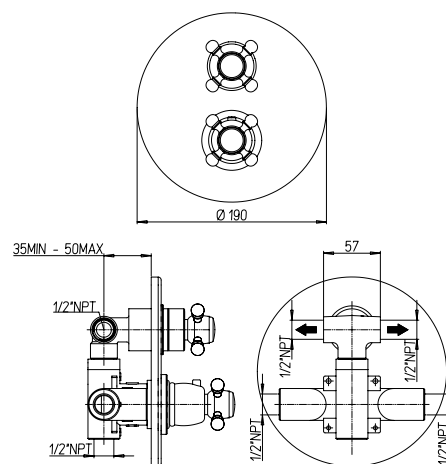
Einbau Thermostat-Brausebatterie mit Absperrventil und 2 Wege Umstellung

RICAMBI / SPARE PARTS:

53CC956DEV35 CARTUCCIA / CARTRIDGE

2TCC959 CARTUCCIA TERMO / THERMO CARTRIDGE

CR	321,00
B9 - OT	386,00
F3 - QL	434,00
OR	450,00



88..710TH

Miscelatore termostatico incasso 1/2" a 2 uscite parallele senza rubinetto di arresto

1/2" built-in thermostatic mixer 2 parallel exits without stop valve

Mitigeur thermostatique à encastrer sans robinet d'arrêt, 2 sorties paralleles

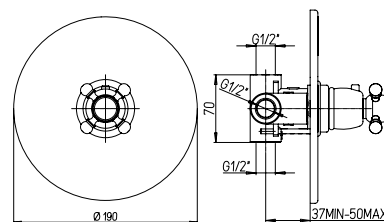
Mezclador termostático empotrado sin llave de paso, 2 salidas paralelas

Einbau Thermostat-Batterie ohne Absperrventil, 2 parallele Ausgänge

RICAMBI / SPARE PARTS:

2TCC959 CARTUCCIA TERMO / THERMO CARTRIDGE

CR	321,00
B9 - OT	277,00
F3 - QL	312,00
OR	323,00



84 daxR-dax





84..100TH

Miscelatore vasca esterno termostatico

Thermostatic bath-shower mixer with shower kit

Mitigeur thermostatique bain-douche mural avec garniture de douche

Mezclador termostático baño-ducha con equipo ducha

Thermostat-Wannenbatterie mit Brausegarnitur

RICAMBI / SPARE PARTS:

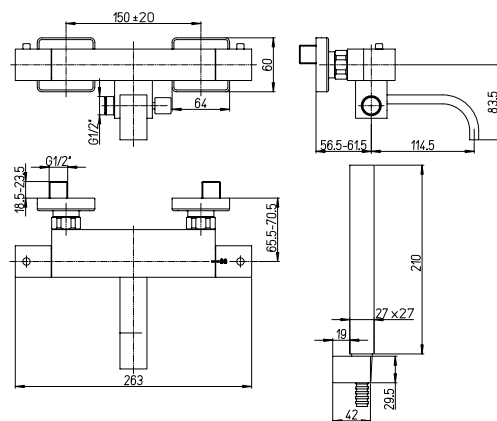
53CC581ZDA VITONE / HEADWORK

84NL959 CARTUCCIA TERMO / THERMO CARTRIDGE

CR **393,00**

BY - YO **535,50**

PW **535,50**



84..105TH

Miscelatore vasca esterno termostatico con doccia "Duplex"

Thermostatic bath-shower mixer with adjustable shower kit

Mitigeur thermostatique bain-douche mural avec garniture de douche orientable

Mezclador termostático baño-ducha con equipo ducha, soporte articulado

Thermostat-Wannenbatterie mit Brausegarnitur, Brausehalter verstellbar

RICAMBI / SPARE PARTS:

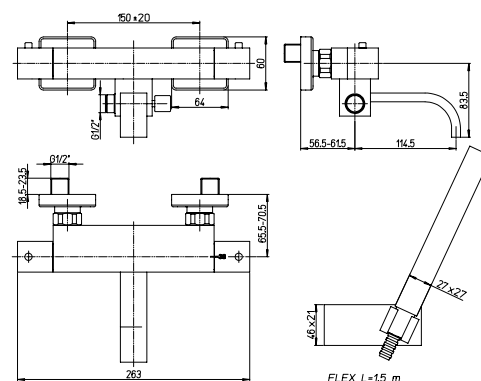
53CC581ZDA VITONE / HEADWORK

84NL959 CARTUCCIA TERMO / THERMO CARTRIDGE

CR **449,00**

BY - YO **606,00**

PW **606,00**



84..111TH

Miscelatore vasca esterno termostatico senza "Duplex"

Thermostatic bath mixer

Mitigeur thermostatique bain-douche mural nu

Mezclador termostático para bañera

Thermostat-Wannenbatterie

RICAMBI / SPARE PARTS:

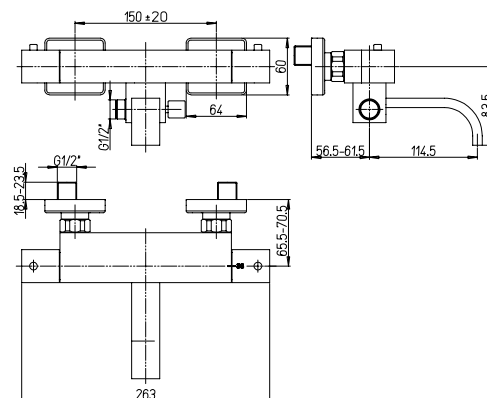
53CC581ZDA VITONE / HEADWORK

84NL959 CARTUCCIA TERMO / THERMO CARTRIDGE

CR **360,00**

BY - YO **486,00**

PW **486,00**



84..111THWF

Miscelatore vasca esterno termostatico senza "Duplex"

Thermostatic bath mixer

Mitigeur thermostatique bain-douche mural nu

Mezclador termostático para bañera

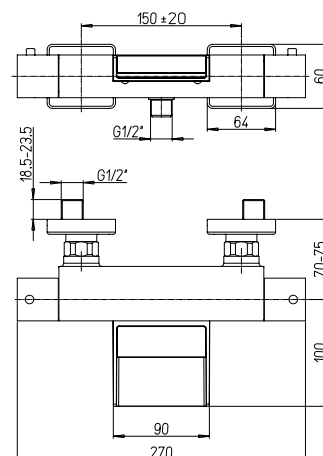

Thermostat-Wannenbatterie

RICAMBI / SPARE PARTS:

53CC956DEV35 CARTUCCIA / CARTRIDGE

2TCC959 CARTUCCIA TERMO / THERMO CARTRIDGE

CR **360,00**



84..504TH

Gruppo doccia termostatico con deviatore 2 uscite

Thermostatic shower mixer with 2 ways diverter

Mitigeur thermostatique douche avec inverseur 2 voies

Mezclador termostático ducha con llave de paso 2 vías

Thermostat-Brausemischer mit 2 wege Umstellung

RICAMBI / SPARE PARTS:

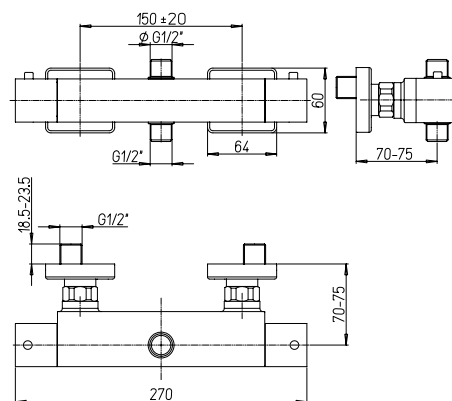
53CC956DEV35 CARTUCCIA / CARTRIDGE

2TCC959 CARTUCCIA TERMO / THERMO CARTRIDGE

CR **306,00**

BY - YO **412,00**

PW **412,00**



84..511TH

Miscelatore termostatico esterno doccia

Thermostatic shower mixer

Mitigeur thermostatique douche

Mezclador termostático ducha

Thermostat-Brausemischer

RICAMBI / SPARE PARTS:

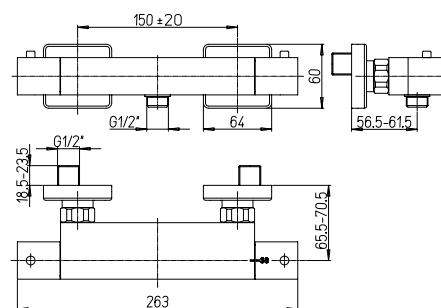
53CC581ZDA VITONE / HEADWORK

84NL959 CARTUCCIA TERMO / THERMO CARTRIDGE

CR **253,00**

BY - YO **341,00**

PW **341,00**



84..692TH

Gruppo doccia termostatico uscita superiore

Thermostatic shower mixer upper outlet

Mitigeur thermostatique douche sortie haute

Mezclador termostático ducha salida de harriba

Thermostat-Brausemischer eine oberer Ausgange

RICAMBI / SPARE PARTS:

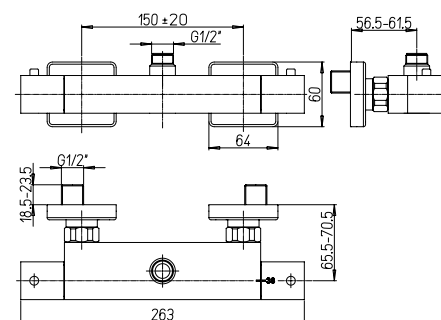
53CC581ZDA VITONE / HEADWORK

84NL959 CARTUCCIA TERMO / THERMO CARTRIDGE

CR **306,00**

BY - YO **412,00**

PW **412,00**



84..690TH

Gruppo doccia incasso termostatico con rubinetto di arresto

Built-in thermostatic shower mixer with stop valve

Mitigeur douche thermostatique à encastrer avec robinet d'arrêt

Mezclador termostático ducha empotrado con llave de paso

Einbau Thermostat-Brausebatterie mit Absperrventil

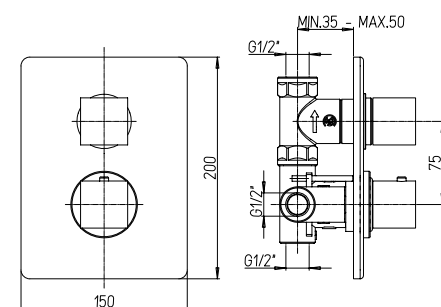
RICAMBI / SPARE PARTS:

53CC5813/4S25 VITONE / HEADWORK

2TCC959 CARTUCCIA TERMO / THERMO CARTRIDGE

CR **256,00**

PW **345,00**



daxR - dax

84..691TH

Gruppo doccia incasso termostatico con rubinetto di arresto e deviatore 2 vie

Built-in thermostatic shower mixer with stop valve and 2-way diverter

Mitigeur douche thermostatique à encastrer avec robinet d'arrêt et inverseur 2 voies

Mezclador termostático ducha empotrado con llave de paso e inversor 2 vías

Einbau Thermostat-Brausemischer mit Absperrventil und 2-Wege Umsteller

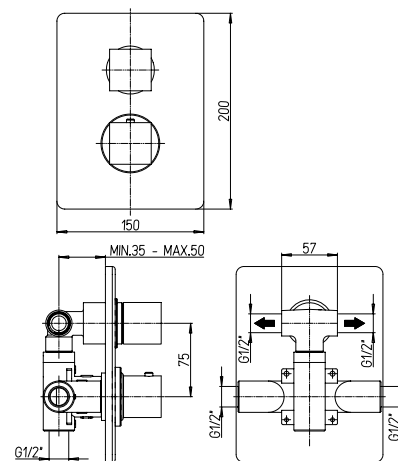
RICAMBI / SPARE PARTS:

53CC956DEV35 CARTUCCIA / CARTRIDGE

2TCC959 CARTUCCIA TERMO / THERMO CARTRIDGE

CR **324,00**

PW **438,00**



78
COX



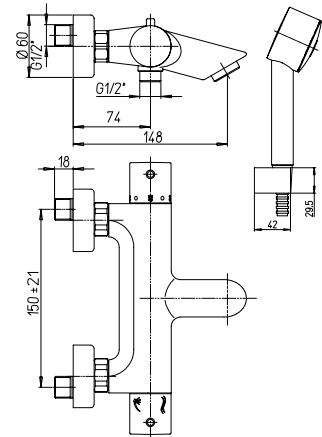


78..100TH

Miscelatore vasca esterno termostatico con pulsante di sicurezza 38°
 Thermostatic bath-shower mixer with shower kit and 38° safety stop button
 Mitigeur thermostatique bain-douche mural avec garniture de douche et bouton de sécurité 38°
 Mezclador termostático baño-ducha con equipo ducha y tope de seguridad 38°
 Thermostat-Wannenbatterie mit Brausegarnitur und Sicherheitssperre bei 38°

RICAMBI / SPARE PARTS:
53CC956DEV35 CARTUCCIA / CARTRIDGE
2TCC959 CARTUCCIA TERMO / THERMO CARTRIDGE

CR **266,00**
 PW **359,00**

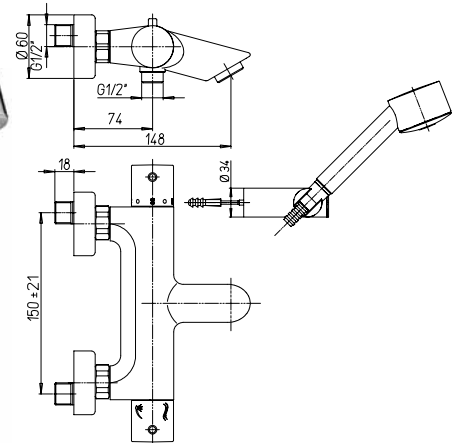


78..105TH

Miscelatore vasca esterno termostatico con doccia "Duplex" e pulsante di sicurezza 38°
 Thermostatic bath-shower mixer with adjustable shower kit and 38° safety stop button
 Mitigeur thermostatique bain-douche mural avec garniture de douche orientable et bouton de sécurité 38°
 Mezclador termostático baño-ducha con equipo ducha, soporte articulado, tope de seguridad 38°
 Thermostat-Wannenbatterie mit Brausegarnitur, Brausehalter verstellbar, Sicherheitssperre bei 38°

RICAMBI / SPARE PARTS:
53CC956DEV35 CARTUCCIA / CARTRIDGE
2TCC959 CARTUCCIA TERMO / THERMO CARTRIDGE

CR **280,00**
 PW **379,00**

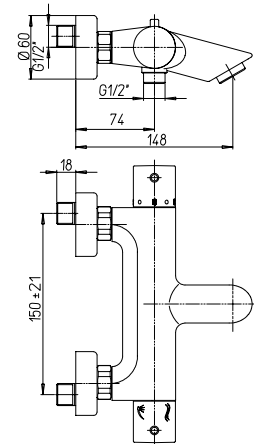


78..111TH

Miscelatore vasca esterno termostatico senza "Duplex"
 Thermostatic bath mixer
 Mitigeur thermostatique bain-douche mural nu
 Mezclador termostático para bañera
 Thermostat-Wannenbatterie

RICAMBI / SPARE PARTS:
53CC956DEV35 CARTUCCIA / CARTRIDGE
2TCC959 CARTUCCIA TERMO / THERMO CARTRIDGE

CR **220,50**
 PW **299,00**

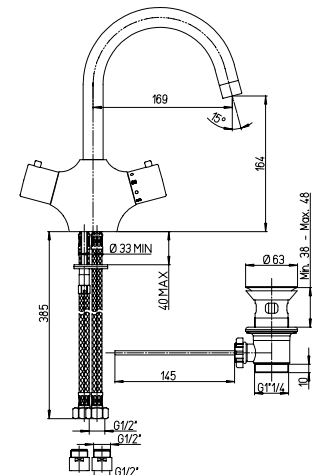


78..250TH

Monoforo lavabo termostatico con bocca orientabile e scarico autom. 1"1/4
 Thermostatic basin monobloc with swivel spout and 1"1/4 waste
 Mitigeur lavabo thermostatique avec bec orientable et vidage autom. 1"1/4
 Mezclador lavabo termostático con caño giratorio y desagüe automático 1"1/4
 Thermostat-Waschtischmischer mit schwenkbarem Auslauf, Ab- und Überlaufgarnitur 1"1/4

RICAMBI / SPARE PARTS:
53CC581ZD VITONE / HEADWORK
2TCC959 CARTUCCIA TERMO / THERMO CARTRIDGE

CR **281,00**
 PW **380,00**



78..251TH

Bidet termostatico con bocca orientabile e scarico automatico 1"1/4

Thermostatic bidet mixer with swivel spout and 1"1/4 waste

Mitigeur bidet thermostatique avec bec orientable et vidage automatique 1"1/4

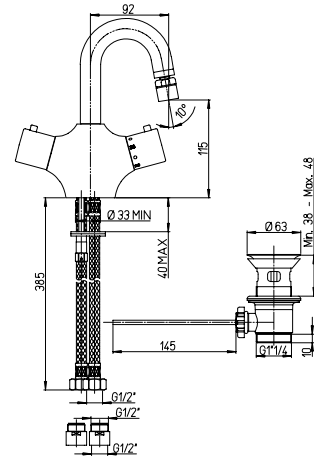
Mezclador bidé termostático con caño giratorio y desagüe automático 1"1/4

Thermostat-Bidetbatterie mit schwenkbarem Auslauf, Ab- und Überlaufgarnitur 1"1/4

RICAMBI / SPARE PARTS:

53CC581ZD VITONE / HEADWORK

2TCC959 CARTUCCIA TERMO / THERMO CARTRIDGE



CR **281,00**

PW **380,00**

78..504TH

Gruppo termostatico doccia con deviatore 2 vie

Thermostatic shower mixer with 2 ways diverter

Mitigeur thermostatique douche avec inverseur 2 voies

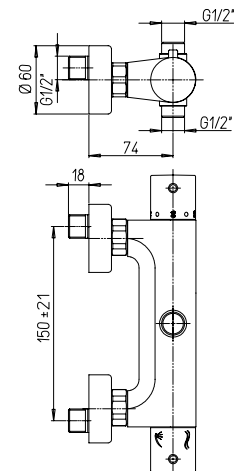
Mezclador termostático ducha con inversor 2 vías

Thermostat-Brausebatterie mit 2 Wege Umstellung

RICAMBI / SPARE PARTS:

53CC956DEV35 CARTUCCIA / CARTRIDGE

2TCC959 CARTUCCIA TERMO / THERMO CARTRIDGE



CR **206,00**

PW **277,00**

78..511TH

Gruppo doccia esterno termostatico

Thermostatic shower mixer

Mitigeur thermostatique douche

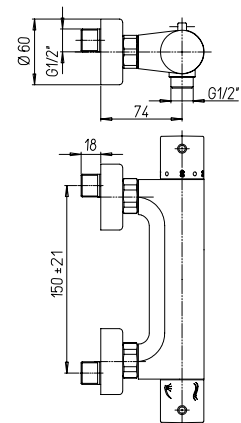
Mezclador termostático ducha

Thermostat-Brausemischer

RICAMBI / SPARE PARTS:

53CC581ZD VITONE / HEADWORK

2TCC959 CARTUCCIA TERMO / THERMO CARTRIDGE



CR **167,00**

PW **224,00**

78..511THL

Gruppo doccia esterno termostatico con leva lunga

Thermostatic shower mixer with long lever

Mitigeur thermostatique douche, manette longue

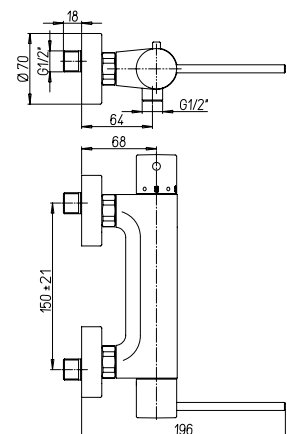
Mezclador termostático ducha palanca larga

Thermostat-Brausemischer mit langem Hebel

RICAMBI / SPARE PARTS:

53CC581ZD VITONE / HEADWORK

2TCC959 CARTUCCIA TERMO / THERMO CARTRIDGE



CR **201,00**

PW **272,00**

78..572TH

Lavello termostatico con bocca orientabile

Thermostatic kitchen mixer with swivel spout

Mélangeur thermostatique évier avec bec orientable

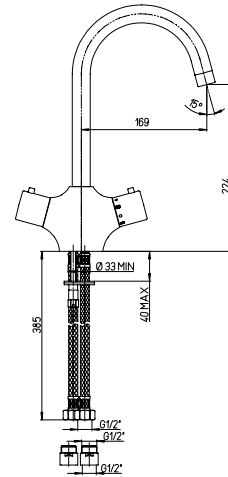
Mezclador termostático fregadero con caño giratorio

Thermostat-Spültischbatterie mit schwenkbarem Auslauf

RICAMBI / SPARE PARTS:

53CC581ZD VITONE / HEADWORK

2TCC959 CARTUCCIA TERMO / THERMO CARTRIDGE



CR **274,00**

78..690TH

Gruppo doccia incasso termostatico con rubinetto di arresto

Built-in thermostatic shower mixer with stop valve

Mitigeur douche thermostatique à encastrer avec robinet d'arrêt

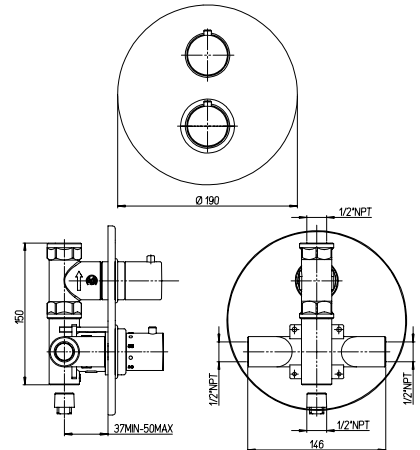
Mezclador termostático ducha empotrado con llave de paso

Einbau Thermostat-Brausebatterie mit Absperrventil

RICAMBI / SPARE PARTS:

53CC5813/4S25 VITONE / HEADWORK

2TCC959 CARTUCCIA TERMO / THERMO CARTRIDGE



CR **265,00**

PW **356,00**

78..690TH3/4

Miscelatore termostatico incasso 3/4" con rubinetto di arresto

3/4" built-in thermostatic mixer with stop valve

Mitigeur douche thermostatique à encastrer 3/4", avec robinet d'arrêt

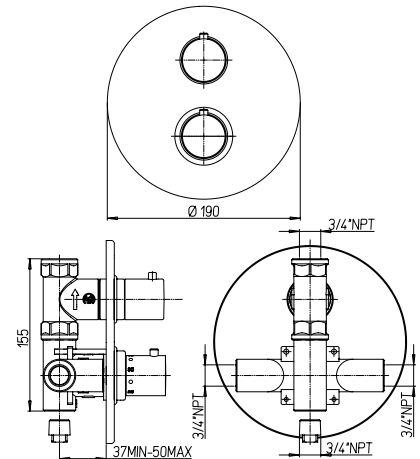
Mezclador termostático ducha empotrar 3/4" con llave de paso

3/4" einbau Thermostat-Brausebatterie mit Absperrventil

RICAMBI / SPARE PARTS:

53CC5813/4S25 VITONE / HEADWORK

2TCC959 CARTUCCIA TERMO / THERMO CARTRIDGE



CR **265,00**

PW **356,00**

78..691TH

Gruppo doccia incasso termostatico con rubinetto di arresto e deviatore 2 vie

Built-in thermostatic shower mixer with stop valve and 2-way diverter

Mitigeur douche thermostatique à encastrer avec robinet d'arrêt et inverseur 2 voies

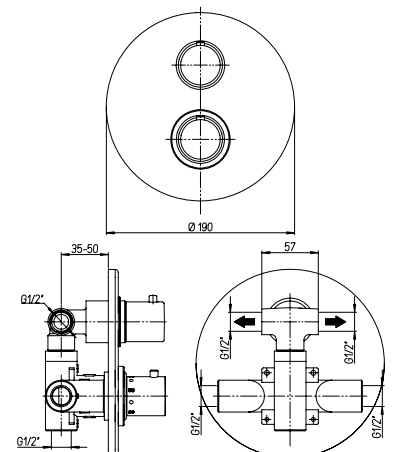
Mezclador termostático ducha empotrado con llave de paso e inversor 2 vías

Einbau Thermostat-Brausemischer mit Absperrventil und 2-Wege Umsteller

RICAMBI / SPARE PARTS:

53CC956DEV35 CARTUCCIA / CARTRIDGE

2TCC959 CARTUCCIA TERMO / THERMO CARTRIDGE



CR **277,00**

PW **375,00**

78..700TH

Miscelatore termostatico incasso doccia per pareti attrezzate o bordo vasca

Built-in thermostatic shower mixer

Mitigeur douche thermostatique à encastrer, sur gorge ou mural

Mezclador termostático ducha empotrado mural o inst.encimera

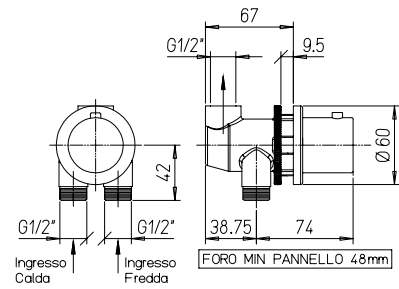
Einbau Thermostat-Brausebatterie

RICAMBI / SPARE PARTS:

2TCC959 CARTUCCIA TERMO / THERMO CARTRIDGE

CR **123,00**

PW **166,00**



78..710TH

Termostatico incasso singolo

Built-in thermostatic mixer

Mitigeur thermostatique à encastrer

Mezclador termostático empotrado

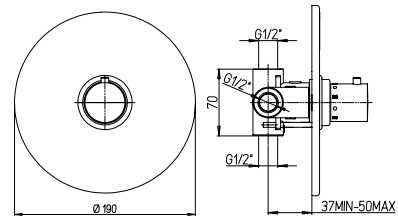
Thermostat-Zentralbatterie

RICAMBI / SPARE PARTS:

2TCC959 CARTUCCIA TERMO / THERMO CARTRIDGE

CR **180,00**

PW **219,00**



78..711TH

Miscelatore termostatico incasso 3/4" a 2 uscite parallele senza rubinetto di arresto

3/4" built-in thermostatic mixer 2 parallel exits. without stop valve

Mitigeur douche thermostatique à encastrer 3/4", 2 sorties paralleles sans robinet d'arrêt

Mezclador termostático ducha empotrado 3/4"

2 salidas paralelas con llave de paso

3/4" einbau Thermostat-Brausebatterie

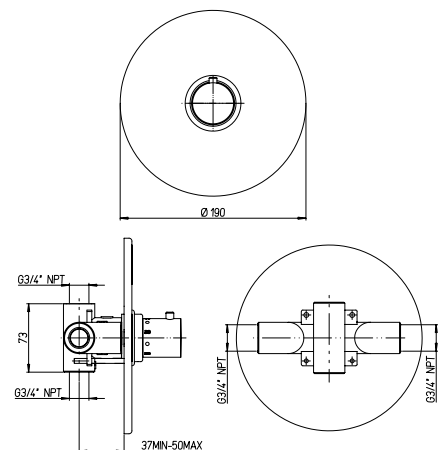
2 parallele Ausgänge mit Absperrventil

RICAMBI / SPARE PARTS:

2TCC959 CARTUCCIA TERMO / THERMO CARTRIDGE

CR **180,00**

PW **219,00**



90 le mans





le mans

90..100TH

Miscelatore vasca esterno termostatico con pulsante di sicurezza 38°

Thermostatic bath-shower mixer with shower kit and 38° safety stop button

Mitigeur thermostatique bain-douche mural avec garniture de douche y bouton de sécurité 38°

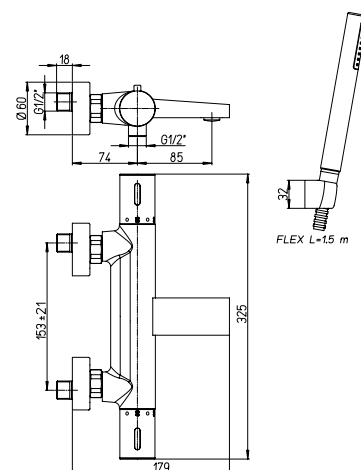
Mezclador termostático baño-ducha con equipo ducha y tope de seguridad 38°

Thermostat-Wannenbatterie mit Brausegarnitur und Sicherheitssperre bei 38°

RICAMBI / SPARE PARTS:

53CC956DEV35 CARTUCCIA / CARTRIDGE

2TCC959 CARTUCCIA TERMO / THERMO CARTRIDGE



CR

303,00

90..111TH

Miscelatore vasca esterno termostatico senza "Duplex"

Thermostatic bath mixer

Mitigeur thermostatique bain-douche mural nu

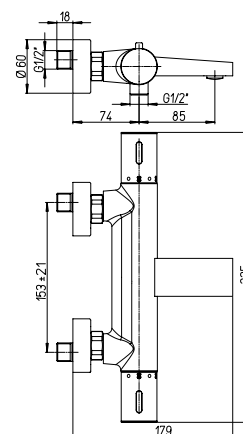
Mezclador termostático para bañera

Thermostat-Wannenbatterie

RICAMBI / SPARE PARTS:

53CC956DEV35 CARTUCCIA / CARTRIDGE

2TCC959 CARTUCCIA TERMO / THERMO CARTRIDGE



CR

272,00

92 arena





92..100TH

Gruppo vasca esterno termostatico

Thermostatic bath-shower mixer with shower kit

Mélangeur thermostatique bain-douche mural avec garniture de douche

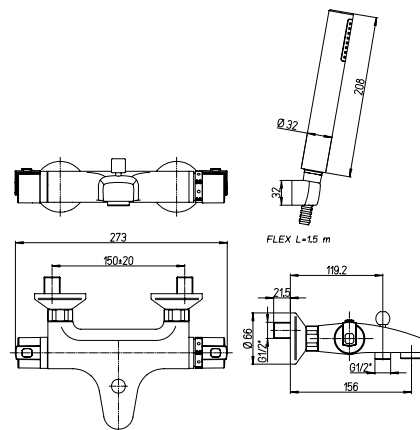
Mezclador termostático baño-ducha con equipo ducha

Thermostat-Wannenbatterie mit Brausegarnitur

RICAMBI / SPARE PARTS:

53CR581ZD VITONE / HEADWORK

2TCC959 CARTUCCIA TERMO / THERMO CARTRIDGE



CR

209,00

92..105TH

Gruppo vasca esterno termostatico con doccia "Duplex"

Thermostatic bath-shower mixer with adjustable shower kit

Mélangeur thermostatique bain-douche mural avec garniture de douche orientable

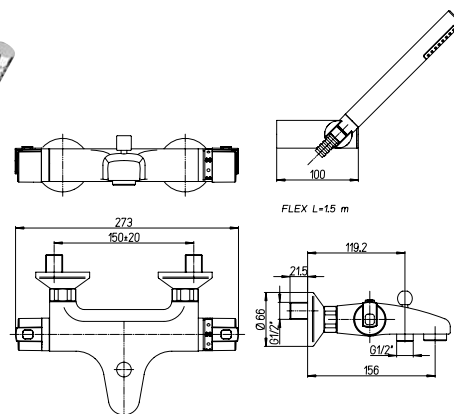
Mezclador termostático baño-ducha con equipo ducha, soporte articulado

Thermostat-Wannenbatterie mit Brausegarnitur, Brausehalter verstellbar

RICAMBI / SPARE PARTS:

53CR581ZD VITONE / HEADWORK

2TCC959 CARTUCCIA TERMO / THERMO CARTRIDGE



CR

223,00

92..111TH

Gruppo vasca esterno termostatico senza "Duplex"

Thermostatic bath mixer

Mélangeur thermostatique bain-douche mural nu

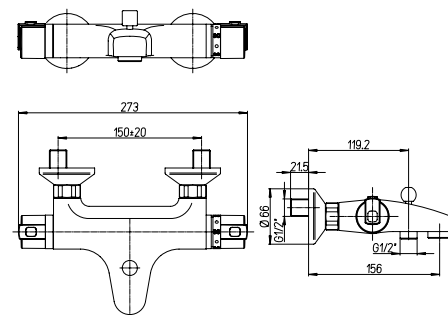
Mezclador termostático para bañera

Thermostat-Wannenbatterie

RICAMBI / SPARE PARTS:

53CR581ZD VITONE / HEADWORK

2TCC959 CARTUCCIA TERMO / THERMO CARTRIDGE



CR

191,00

92..511TH

Gruppo doccia esterno termostatico

Thermostatic shower mixer

Mitigeur thermostatique douche

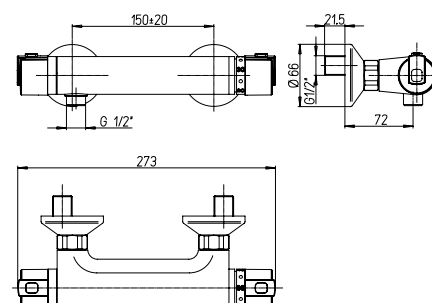
Mezclador termostático ducha

Thermostat-Brausemischer

RICAMBI / SPARE PARTS:

53CR581ZD VITONE / HEADWORK

2TCC959 CARTUCCIA TERMO / THERMO CARTRIDGE



CR

146,00

92..690TH

Gruppo doccia incasso termostatico con rubinetto di arresto

Built-in thermostatic shower mixer with stop valve

Mitigeur douche thermostatique à encastrer avec robinet d'arrêt

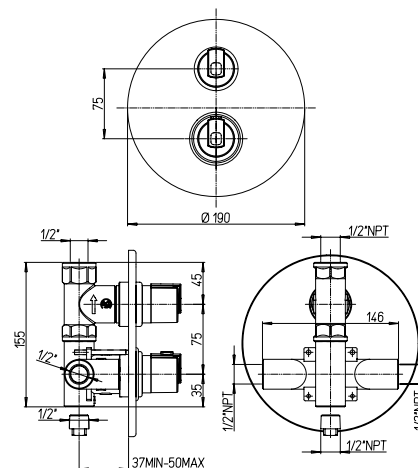
Mezclador termostático ducha empotrado con llave de paso

Einbau Thermostat-Brausebatterie mit Absperrventil

RICAMBI / SPARE PARTS:

53CC5813/4S VITONE / HEADWORK

2TCC959 CARTUCCIA TERMO / THERMO CARTRIDGE



CR

258,00

92..691TH

Gruppo doccia incasso termostatico con rubinetto di arresto e deviatore 2 uscite

Built-in thermostatic shower mixer with stop valve and 2-way diverter

Mitigeur douche thermostatique à encastrer avec robinet d'arrêt et inverseur 2 voies

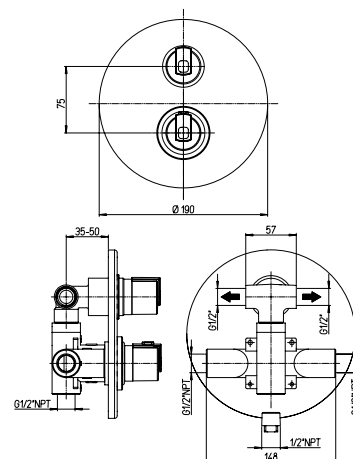
Mezclador termostático ducha empotrado con llave de paso e inversor 2 vías

Einbau Thermostat-Brausemischer mit Absperrventil und 2-Wege Umsteller

RICAMBI / SPARE PARTS:

53CC956DEV35 CARTUCCIA / CARTRIDGE

2TCC959 CARTUCCIA TERMO / THERMO CARTRIDGE



CR

278,00

87 ornellaia





87..100TH

Gruppo vasca esterno termostatico completo

Complete thermostatic bath-shower mixer

Mélangeur thermostatique bain-douche complet

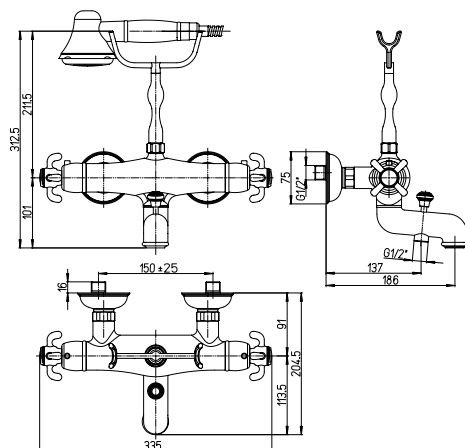
Mezclador termostático baño-ducha mural con equipo ducha

Thermostat-Wannenbatterie mit Brausegarnitur

RICAMBI / SPARE PARTS:

53CR581ZD VITONE / HEADWORK

2TCC959 CARTUCCIA TERMO / THERMO CARTRIDGE



CR

428,00

87..105TH

Gruppo vasca esterno termostatico con doccia "Duplex"

Thermostatic bath-shower mixer with adjustable shower kit

Mélangeur thermostatique bain-douche mural avec garniture de douche orientable

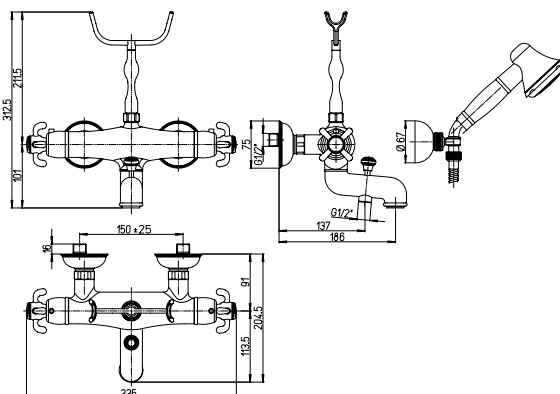
Mezclador termostático baño-ducha con equipo ducha, soporte articulado

Thermostat-Wannenbatterie mit Brausegarnitur, Brausehalter verstellbar

RICAMBI / SPARE PARTS:

53CR581ZD VITONE / HEADWORK

2TCC959 CARTUCCIA TERMO / THERMO CARTRIDGE



CR

443,00

87..111TH

Gruppo vasca esterno termostatico senza "Duplex"

Thermostatic bath mixer

Mélangeur thermostatique bain-douche mural nu

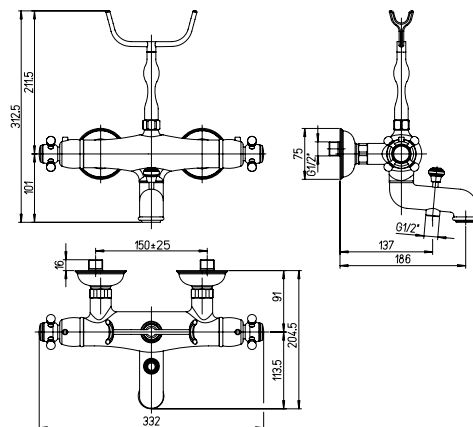
Mezclador termostático para bañera

Thermostat-Wannenbatterie

RICAMBI / SPARE PARTS:

53CR581ZD VITONE / HEADWORK

2TCC959 CARTUCCIA TERMO / THERMO CARTRIDGE



CR

395,00

87..250BTH

Monoforo lavabo termostatico con bocca "Barocco" orientabile e scarico automatico 1"1/4

Thermostatic basin monobloc with swivel spout and 1"1/4 waste

Mitigeur lavabo thermostatique avec bec orientable et vidage automatique 1"1/4

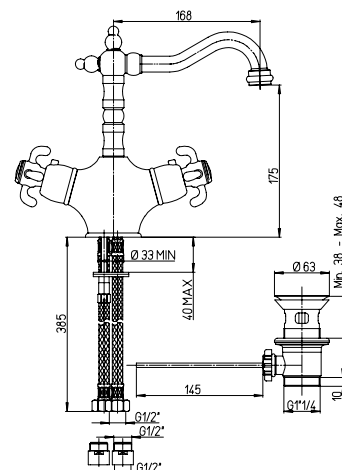
Mezclador lavabo termostático con caño giratorio y desagüe automático 1"1/4

Thermostat-Waschtischmischer mit schwenkbarem Auslauf, Ab- und Überlaufgarnitur 1"1/4

RICAMBI / SPARE PARTS:

53CR581ZD VITONE / HEADWORK

2TCC959 CARTUCCIA TERMO / THERMO CARTRIDGE



CR

333,00

87..251TH

Monoforo bidet termostatico con bocca tubo orientabile, scarico automatico 1"1/4

Thermostatic bidet monobloc with swivel tube spout, 1"1/4 pop-up waste

Mitigeur bidet thermostatique avec bec tube orientable, vidage automatique 1"1/4

Mezclador bidé termostático con tubular giratorio y desagüe automático 1"1/4

Thermostat-Bidetmischer mit schwenkbarem Rohrauslauf, Ab- und Überlaufgarnitur 1"1/4

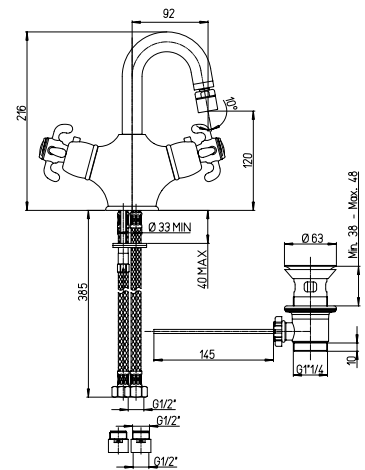
RICAMBI / SPARE PARTS:

53CR581ZD VITONE / HEADWORK

2TCC959 CARTUCCIA TERMO / THERMO CARTRIDGE

CR

310,00



87..511TH

Miscelatore termostatico esterno doccia

Thermostatic shower mixer

Mitigeur thermostatique douche

Mezclador termostático ducha

Thermostat-Brausemischer

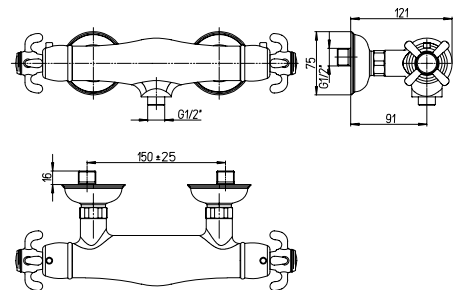
RICAMBI / SPARE PARTS:

53CR581ZD VITONE / HEADWORK

2TCC959 CARTUCCIA TERMO / THERMO CARTRIDGE

CR

270,00



87..570BTH

Lavello termostatico con bocca "Barocco" orientabile

Thermostatic kitchen mixer with swivel spout

Mélangeur thermostatique évier avec bec orientable

Mezclador termostático fregadero con caño giratorio

Thermostat-Spültischbatterie mit schwenkbarem Auslauf

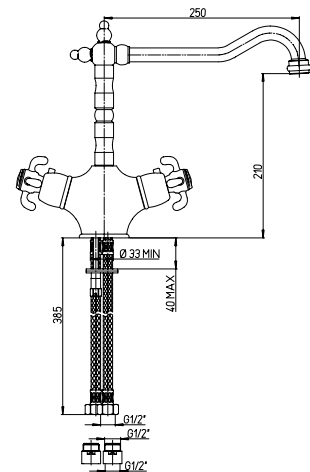
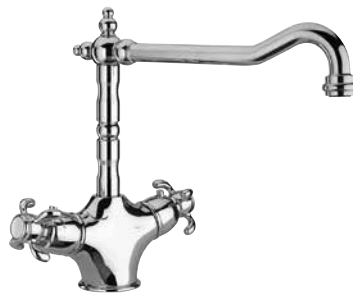
RICAMBI / SPARE PARTS:

53CR581ZD VITONE / HEADWORK

2TCC959 CARTUCCIA TERMO / THERMO CARTRIDGE

CR

312,00



87..690TH

Gruppo doccia incasso termostatico con rubinetto di arresto

Built-in thermostatic shower mixer with stop valve

Mitigeur douche thermostatique à encastrer avec robinet d'arrêt

Mezclador termostático ducha empotrado con llave de paso

Einbau Thermostat-Brausebatterie mit Absperrventil

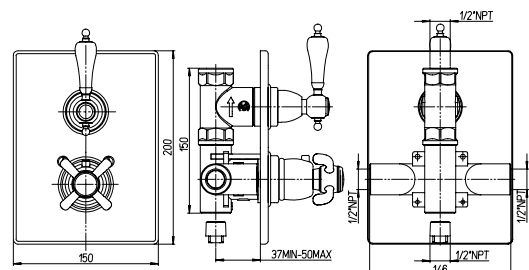
RICAMBI / SPARE PARTS:

53CC5813/4S25 VITONE / HEADWORK

2TCC959 CARTUCCIA TERMO / THERMO CARTRIDGE

CR

295,00



87..690TH3/4

Miscelatore termostatico incasso 3/4" con rubinetto di arresto

3/4" built-in thermostatic mixer with stop valve

Mitigeur douche thermostatique à encastrer 3/4", avec robinet d'arrêt

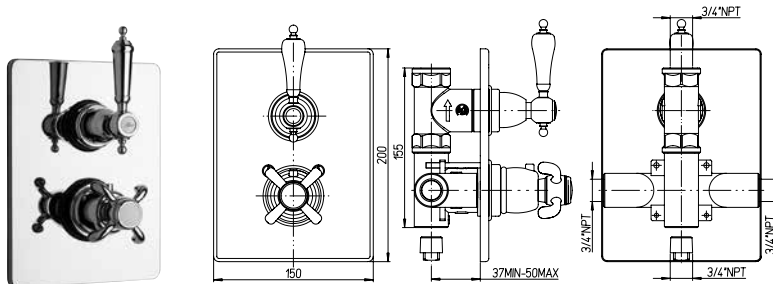
Mezclador termostático ducha empotrar 3/4" con llave de paso

3/4" einbau Thermostat-Brausebatterie mit Absperrventil

RICAMBI / SPARE PARTS:

53CC5813/4S25 VITONE / HEADWORK

2TCC959 CARTUCCIA TERMO / THERMO CARTRIDGE



CR

295,00

87..691TH

Gruppo doccia incasso termostatico con rubinetto di arresto e deviatore 2 uscite

Built-in thermostatic shower mixer with stop valve and 2-way diverter

Mitigeur douche thermostatique à encastrer avec robinet d'arrêt et inverseur 2 voies

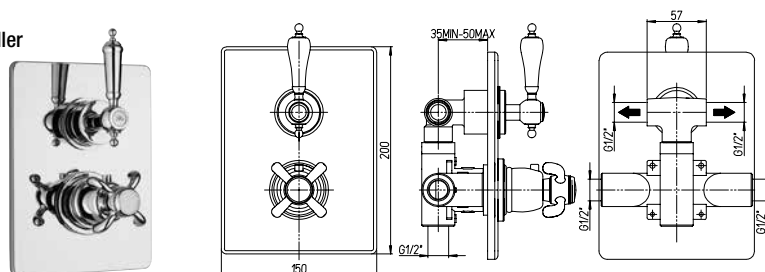
Mezclador termostático ducha empotrado con llave de paso e inversor 2 vías

Einbau Thermostat-Brausemischer mit Absperrventil und 2-Wege Umsteller

RICAMBI / SPARE PARTS:

53CR956D35/425 CARTUCCIA / CARTRIDGE

2TCC959 CARTUCCIA TERMO / THERMO CARTRIDGE



CR

321,00

87..689TH

Gruppo doccia termostatico completo

Complete thermostatic shower mixer

Mitigeur thermostatique douche complet

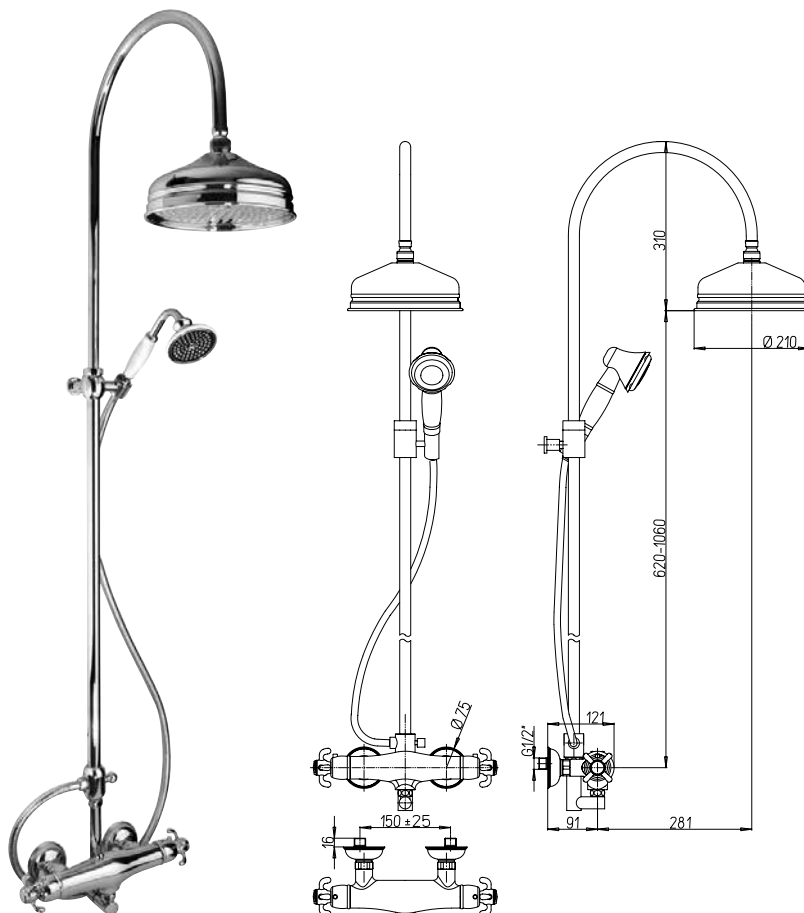
Mezclador termostático ducha

Thermostat-Brausemischer komplett

RICAMBI / SPARE PARTS:

53CR581ZD VITONE / HEADWORK

2TCC959 CARTUCCIA TERMO / THERMO CARTRIDGE



CR

1.422,00

87..700TH

Miscelatore termostatico incasso doccia per pareti attrezzate o bordo vasca

Built-in thermostatic shower mixer

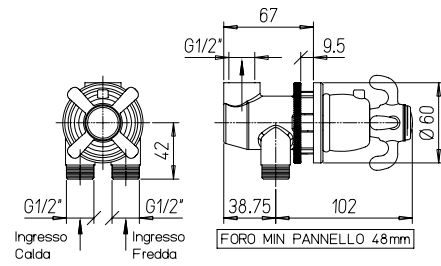
Mitigeur douche thermostatique à encastrer, sur gorge ou mural

Mezclador termostático ducha empotrar mural o inst.encimera

Einbau Thermostat-Brausebatterie

RICAMBI / SPARE PARTS:

2TCC959 CARTUCCIA TERMO / THERMO CARTRIDGE



CR

145,00

87..710TH

Termostatico incasso singolo

Built-in thermostatic mixer

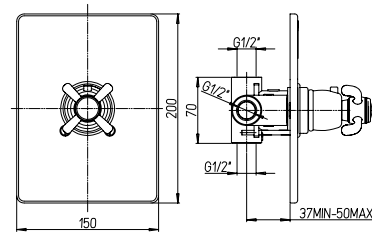
Mitigeur thermostatique à encastrer

Mezclador termostático empotrado

Thermostat-Zentralbatterie

RICAMBI / SPARE PARTS:

2TCC959 CARTUCCIA TERMO / THERMO CARTRIDGE



CR

231,00

87..711TH

Miscelatore termostatico incasso 3/4" a 2 uscite parallele senza rubinetto di arresto

3/4" built-in thermostatic mixer 2 parallel exits. without stop valve

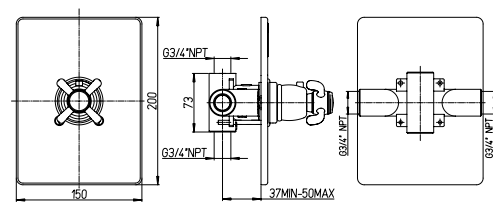
Mitigeur douche thermostatique à encastrer 3/4", 2 sorties paralleles sans robinet d'arrêt

Mezclador termostático ducha empotrar 3/4" 2 salidas paralelas con llave de paso

3/4" Einbau Thermostat-Brausebatterie 2 parallele Ausgänge mit Absperrventil

RICAMBI / SPARE PARTS:

2TCC959 CARTUCCIA TERMO / THERMO CARTRIDGE



CR

231,00

80 cooper





80..100TH

Gruppo vasca esterno termostatico

Thermostatic bath-shower mixer with shower kit

Mélangeur thermostatique bain-douche mural avec garniture de douche

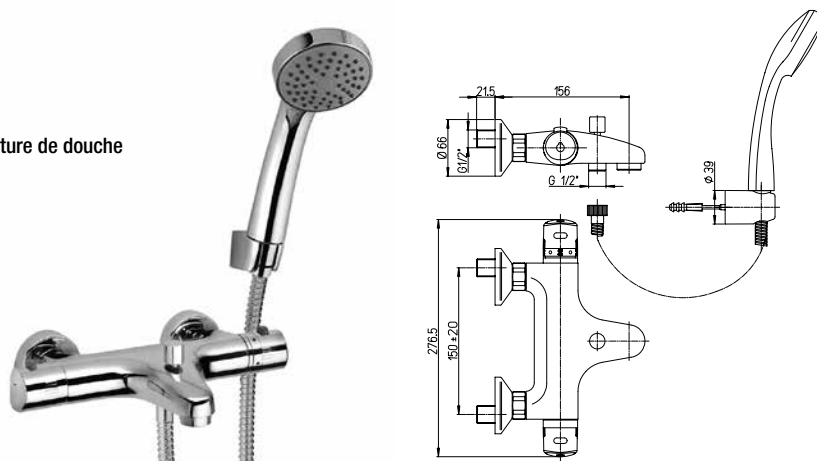
Mezclador termostático baño-ducha con equipo ducha

Thermostat-Wannenbatterie mit Brausegarnitur

RICAMBI / SPARE PARTS:

53CR581ZD VITONE / HEADWORK

2TCC959 CARTUCCIA TERMO / THERMO CARTRIDGE



CR

227,00

80..105TH

Gruppo vasca esterno termostatico con doccia "Duplex"

Thermostatic bath-shower mixer with adjustable shower kit

Mélangeur thermostatique bain-douche mural avec garniture de douche orientable

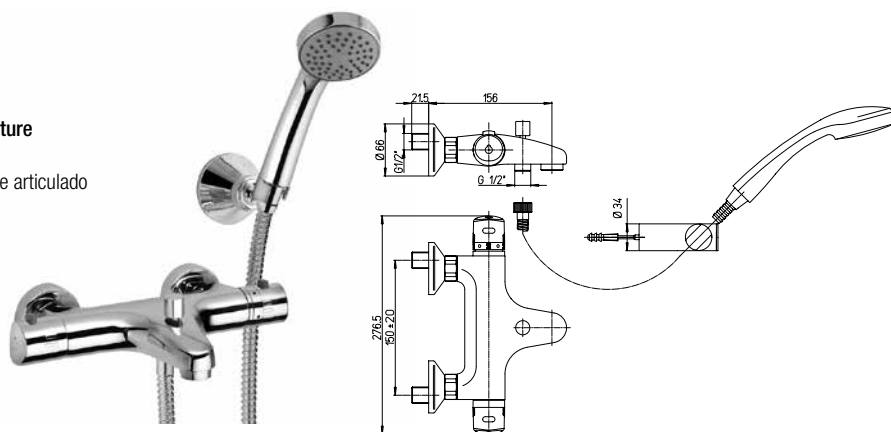
Mezclador termostático baño-ducha con equipo ducha, soporte articulado

Thermostat-Wannenbatterie mit Brausegarnitur, Brausehalter verstellbar

RICAMBI / SPARE PARTS:

53CR581ZD VITONE / HEADWORK

2TCC959 CARTUCCIA TERMO / THERMO CARTRIDGE



CR

235,00

80..111TH

Gruppo vasca esterno termostatico senza "Duplex"

Thermostatic bath mixer

Mélangeur thermostatique bain-douche mural nu

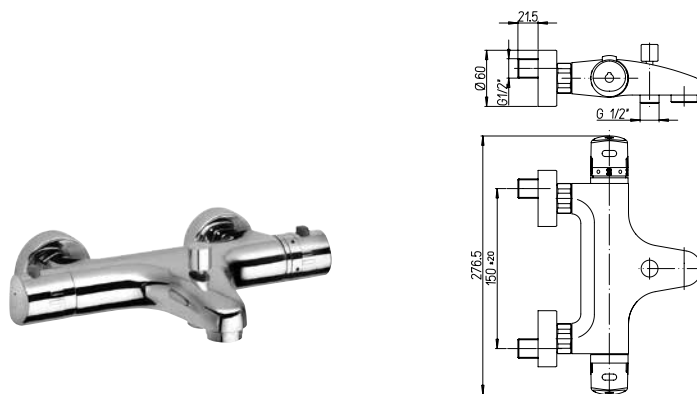
Mezclador termostático para bañera

Thermostat-Wannenbatterie

RICAMBI / SPARE PARTS:

53CR581ZD VITONE / HEADWORK

2TCC959 CARTUCCIA TERMO / THERMO CARTRIDGE



CR

191,00

80..256TH

Monoforo lavabo termostatico con bocca orientabile e scarico automatico 1"1/4

Thermostatic basin monobloc with swivel spout, 1"1/4 waste

Mitigeur lavabo thermostatique avec bec orientable, vidage automatique 1"1/4

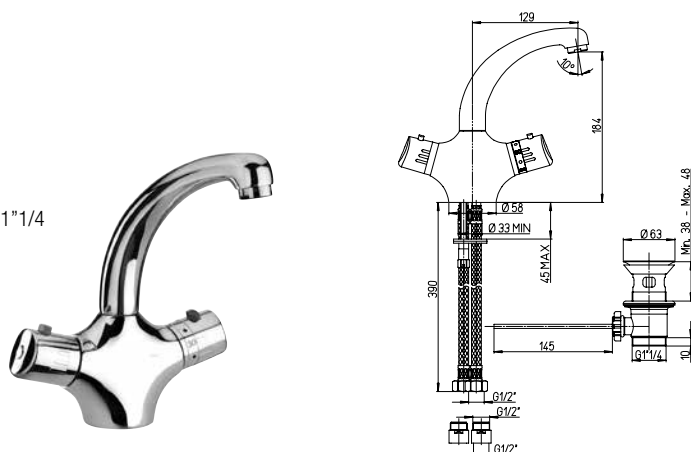
Mezclador lavabo termostático con caño giratorio y desagüe automático 1"1/4

Thermostat-Waschtischmischer mit schwenkbarem Auslauf, Ab- und Überlaufgarnitur 1"1/4

RICAMBI / SPARE PARTS:

53CR581ZD VITONE / HEADWORK

2TCC959 CARTUCCIA TERMO / THERMO CARTRIDGE



CR

238,00

80..251TH

Monoforo bidet termostatico con bocca tubo orientabile, scarico automatico 1"1/4

Thermostatic bidet monobloc with swivel tube spout, 1"1/4 pop-up waste

Mitigeur bidet thermostatique avec bec tube orientable, vidage automatique 1"1/4

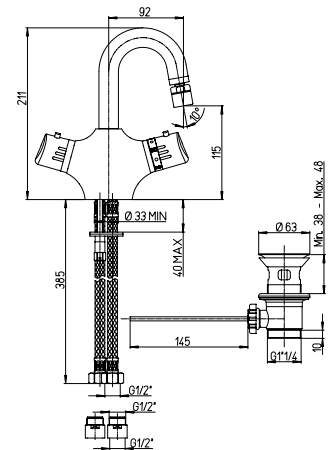
Mezclador bidé termostático con tubular giratorio y desagüe automático 1"1/4

Thermostat-Bidetmischer mit schwenkbarem Rohrauslauf, Ab- und Überlaufgarnitur 1"1/4

RICAMBI / SPARE PARTS:

53CR581ZD VITONE / HEADWORK

2TCC959 CARTUCCIA TERMO / THERMO CARTRIDGE



CR **238,00**

80..511TH

Gruppo doccia esterno termostatico

Thermostatic shower mixer

Mitigeur thermostatique douche

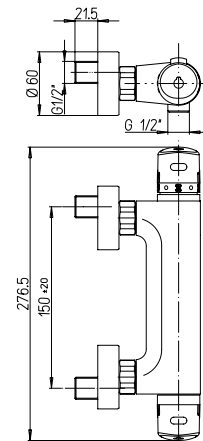
Mezclador termostático ducha

Thermostat-Brausemischer

RICAMBI / SPARE PARTS:

53CR581ZD VITONE / HEADWORK

2TCC959 CARTUCCIA TERMO / THERMO CARTRIDGE



CR **146,00**

80..571TH

Monoforo lavello termostatico con bocca fusa orientabile

Thermostatic kitchen mixer with swivel cast spout

Mitigeur thermostatique évier bec fondu orientable

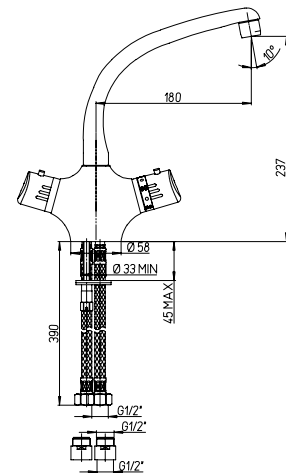
Mezclador fregadero termostático con caño fundido giratorio

Einloch-Thermostat-Spültischmischer mit schwenkbarem Gussauslauf

RICAMBI / SPARE PARTS:

53CR581ZD VITONE / HEADWORK

2TCC959 CARTUCCIA TERMO / THERMO CARTRIDGE



CR **238,00**

80..700TH

Miscelatore termostatico incasso doccia per pareti attrezzate o bordo vasca

Built-in thermostatic shower mixer

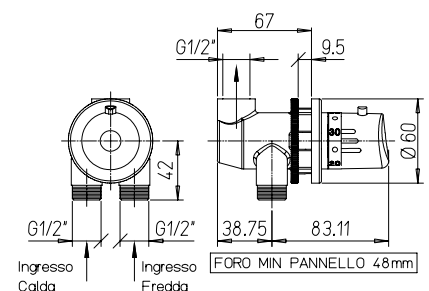
Mitigeur douche thermostatique à encastrer, sur gorge ou mural

Mezclador termostático ducha empotrar mural o inst.encimera

Einbau Thermostat-Brausebatterie

RICAMBI / SPARE PARTS:

2TCC959 CARTUCCIA TERMO / THERMO CARTRIDGE



CR **124,00**

serie 2T





serie 2T

2T..100TH

Gruppo vasca esterno termostatico

Thermostatic bath-shower mixer with shower kit

Mélangeur thermostatique bain-douche mural avec garniture de douche

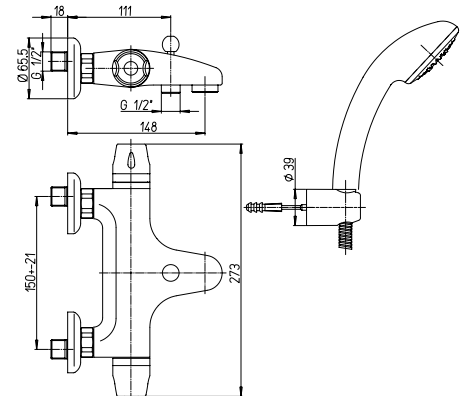
Mezclador termostático baño-ducha con equipo ducha

Thermostat-Wannenbatterie mit Brausegarnitur

RICAMBI / SPARE PARTS:

53CR581ADA VITONE / HEADWORK

2TCC959 CARTUCCIA TERMO / THERMO CARTRIDGE



CR

227,00

2T..105TH

Gruppo vasca esterno termostatico con doccia "Duplex"

Thermostatic bath-shower mixer with adjustable shower kit

Mélangeur thermostatique bain-douche mural avec garniture de douche orientable

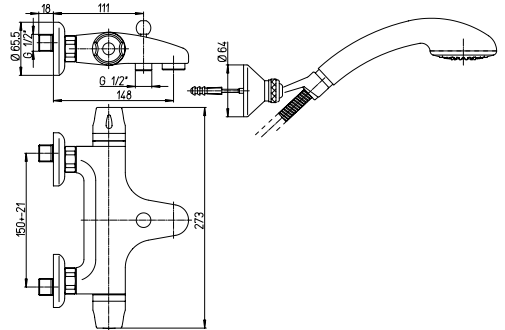
Mezclador termostático baño-ducha con equipo ducha, soporte articulado

Thermostat-Wannenbatterie mit Brausegarnitur, Brausehalter verstellbar

RICAMBI / SPARE PARTS:

53CR581ADA VITONE / HEADWORK

2TCC959 CARTUCCIA TERMO / THERMO CARTRIDGE



CR

235,00

2T..111TH

Gruppo vasca esterno termostatico senza "Duplex"

Thermostatic bath mixer

Mélangeur thermostatique bain-douche mural nu

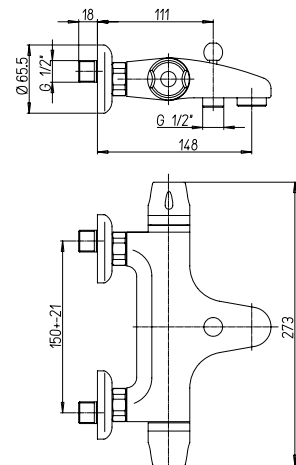
Mezclador termostático para bañera

Thermostat-Wannenbatterie

RICAMBI / SPARE PARTS:

53CR581ADA VITONE / HEADWORK

2TCC959 CARTUCCIA TERMO / THERMO CARTRIDGE



CR

191,00

2T..256TH

Monoforo lavabo termostatico con bocca orientabile e scarico automatico 1"1/4

Thermostatic basin monobloc with swivel spout, 1"1/4 waste

Mitigeur lavabo thermostatique avec bec orientable, vidage automatique 1"1/4

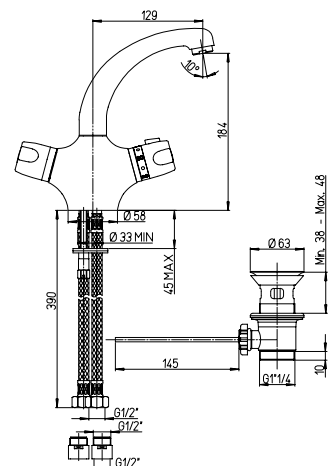
Mezclador lavabo termostático con caño giratorio y desagüe automático 1"1/4

Thermostat-Waschtischmischer mit schwenkbarem Auslauf, Ab- und Überlaufgarnitur 1"1/4

RICAMBI / SPARE PARTS:

53CR581ADA VITONE / HEADWORK

2TCC959 CARTUCCIA TERMO / THERMO CARTRIDGE



CR

238,00

2T..251TH

Monoforo bidet termostatico con bocca tubo orientabile, scarico automatico 1"1/4

Thermostatic bidet monobloc with swivel tube spout, 1"1/4 pop-up waste

Mitigeur bidet thermostatique avec bec tube orientable, vidage automatique 1"1/4

Mezclador bidé termostático con tubular giratorio y desagüe automático 1"1/4

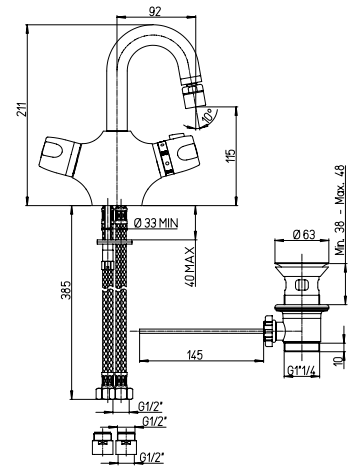
Thermostat-Bidetmischer mit schwenkbarem Rohrauslauf, Ab- und Überlaufgarnitur 1"1/4

RICAMBI / SPARE PARTS:

53CR581ADA VITONE / HEADWORK

2TCC959 CARTUCCIA TERMO / THERMO CARTRIDGE

CR **238,00**



2T..504TH

Gruppo termostatico doccia con deviatore 2 uscite

Thermostatic shower mixer with 2 ways diverter

Mitigeur thermostatique douche avec inverseur 2 voies

Mezclador termostático ducha con inversor 2 vías

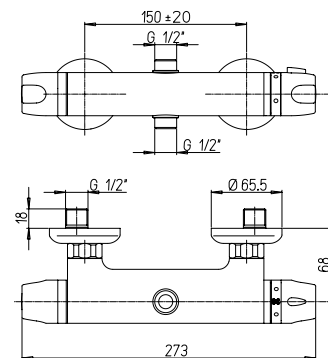
Thermostat-Brausebatterie mit 2 Wege Umstellung

RICAMBI / SPARE PARTS:

53CC956DEV35 CARTUCCIA / CARTRIDGE

2TCC959 CARTUCCIA TERMO / THERMO CARTRIDGE

CR **188,00**



2T..511TH

Gruppo doccia esterno termostatico

Thermostatic shower mixer

Mitigeur thermostatique douche

Mezclador termostático ducha

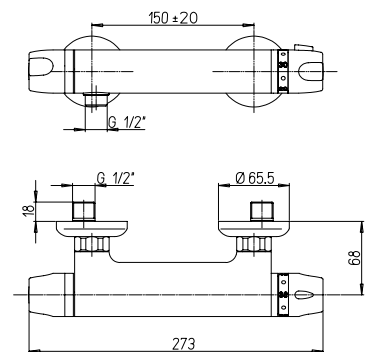
Thermostat-Brausemischer

RICAMBI / SPARE PARTS:

53CR581ADA VITONE / HEADWORK

2TCC959 CARTUCCIA TERMO / THERMO CARTRIDGE

CR **146,00**



2T..511THL

Gruppo doccia esterno termostatico con leva lunga

Thermostatic shower mixer with long lever

Mitigeur thermostatique douche, manette longue

Mezclador termostático ducha palanca larga

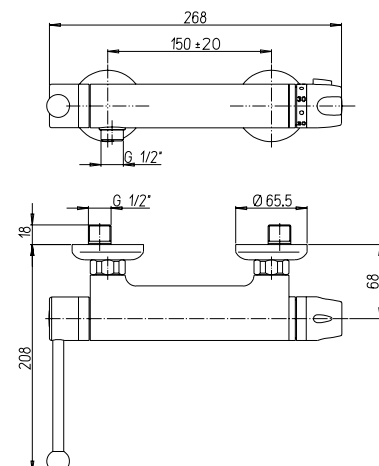
Thermostat-Brausemischer mit langem Hebel

RICAMBI / SPARE PARTS:

53CR581ADA VITONE / HEADWORK

2TCC959 CARTUCCIA TERMO / THERMO CARTRIDGE

CR **155,00**



serie 2T

2T..571TH

Monoforo lavello termostatico con bocca fusa orientabile

Thermostatic kitchen mixer with swivel cast spout

Mitigeur thermostatique évier bec fondu orientable

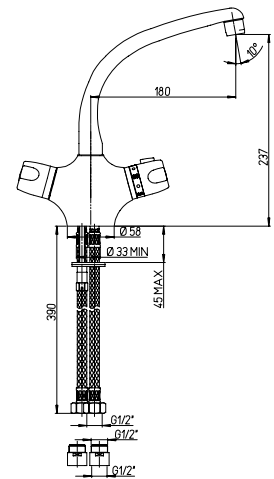
Mezclador fregadero termostático con caño fundido giratorio

Einloch-Thermostat-Spültischmischer mit schwenkbarem Gussauslauf

RICAMBI / SPARE PARTS:

53CR581ADA VITONE / HEADWORK

2TCC959 CARTUCCIA TERMO / THERMO CARTRIDGE



CR

228,00

2T..690TH

Gruppo doccia incasso termostatico con rubinetto di arresto

Built-in thermostatic shower mixer with stop valve

Mitigeur douche thermostatique à encastrer avec robinet d'arrêt

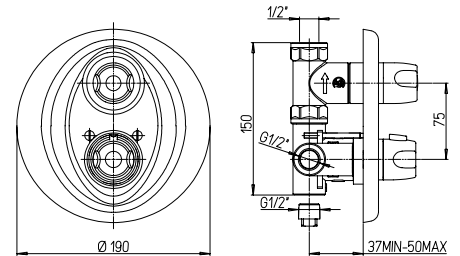
Mezclador termostático ducha empotrado con llave de paso

Einbau Thermostat-Brausebatterie mit Absperrventil

RICAMBI / SPARE PARTS:

53CC5813/4S25 VITONE / HEADWORK

2TCC959 CARTUCCIA TERMO / THERMO CARTRIDGE



CR

255,00

2T..700TH

Miscelatore termostatico incasso doccia per pareti attrezzate o bordo vasca

Built-in thermostatic shower mixer

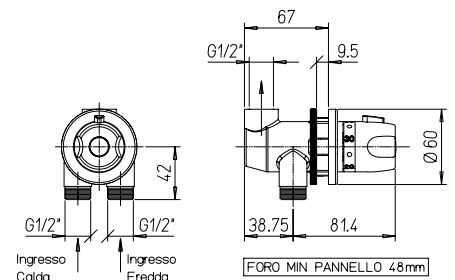
Mitigeur douche thermostatique à encastrer, sur gorge ou mural

Mezclador termostático ducha empotrado mural o inst.encimera

Einbau Thermostat-Brausebatterie

RICAMBI / SPARE PARTS:

2TCC959 CARTUCCIA TERMO / THERMO CARTRIDGE



CR

115,50

69 jolly





69..511TH

Gruppo doccia esterno termostatico

Thermostatic shower mixer

Mitigeur thermostatique douche

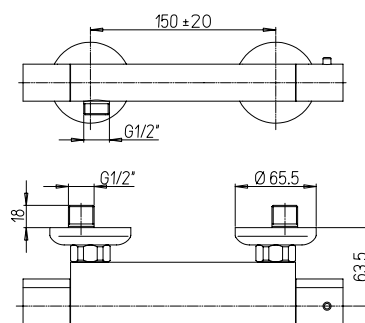
Mezclador termostático ducha

Thermostat-Brausemischer

RICAMBI / SPARE PARTS:

53CC180NF VITONE / HEADWORK

69CC959 CARTUCCIA TERMO / THERMO CARTRIDGE



CR

112,00

**vari cucina
various kitchen**

OPaini



articoli cucina
kitchen
pag. 400



bassa pressione
low pressure
pag. 403

articoli cucina - kitchen

64..543/3V

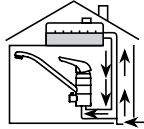
Miscelatore monoforo lavello con bocca tubo a 3 acque (Specificare serie)

3 way kitchen mixer with tube spout (Specify series)

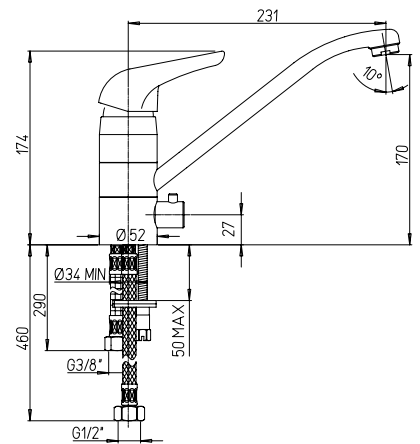
Mitigeur évier 3 voies avec bec tube (Spécifier série)

Mezclador monomando fregadero 3 vías con caño tubular (Indicar serie)

3 Wege Einhebelmischer mit Rohrauslauf (Serie angeben)



ATTACCO SERBATOIO
WITH TANK INTAKE



CR **199,00**

64..5611

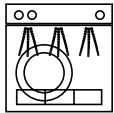
Miscelatore monoforo lavello con bocca coassiale e deviatore lavastoviglie (Specificare serie)

Single-lever kitchen mixer with swivel spout and dish-washer diverter (Specify series)

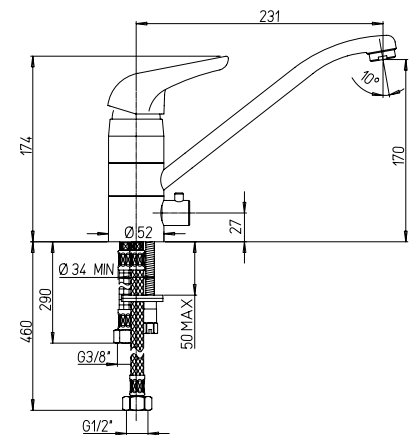
Mitigeur évier avec bec orientable et inverseur pour lave-vaisselle (Spécifier série)

Mezclador monomando fregadero, caño giratorio y inversor para lavavajillas (Indicar serie)

Einhebelmischer mit schwenkbarem Auslauf und Umstellung für Geschirrspüler (Serie angeben)



ATTACCO LAVASTOVIGLIE
DISH-WASHER INTAKE



CR **220,00**

B9 - NR - TD **268,00**

QL - F3 **299,00**

US5568Y

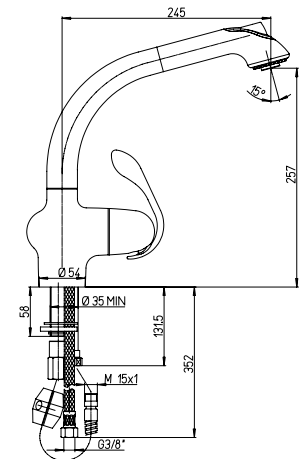
Miscelatore monoforo lavello doccia estraibile

Single-lever pull-out kitchen mixer

Mitigeur monotrou évier avec douchette escamotable

Mezclador monomando fregadero con ducha extraíble

Spültischmischer mit herausziehbarer Handbrause



CR **331,00**

10..220L1

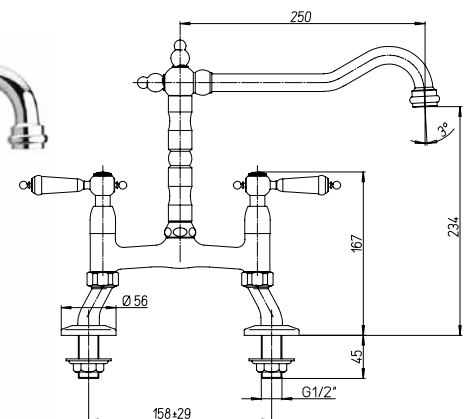
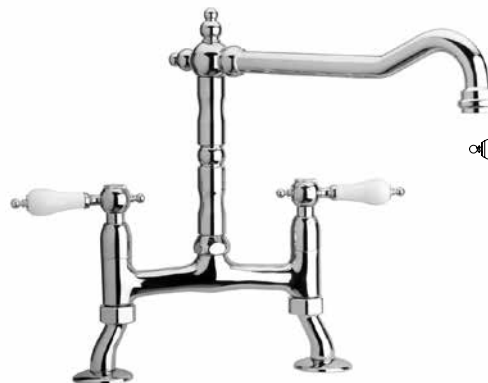
Gruppo lavello a ponte

Bridge kitchen mixer

Mélangeur évier à pont

Mezclador fregadero

Spültischbatterie



CR **189,00**

QL - F3 **236,00**

92.6433VDAAG

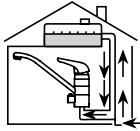
Miscelatore monoforo lavello con bocca tubo a 3 acque

3 way kitchen mixer with tube spout

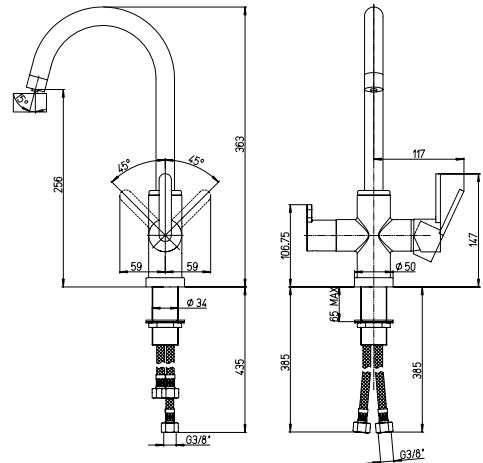
Mitigeur évier 3 voies avec bec tube

Mezclador monomando fregadero 3 vías con caño tubular

3 Wege Einhebelmischer mit Rohrauslauf



ATTACCO SERBATOIO
WITH TANK INTAKE



CR

245,00

42.573DF3V1

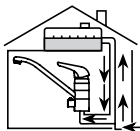
Miscelatore monoforo lavello con bocca tubo a 3 acque

3 way kitchen mixer with tube spout

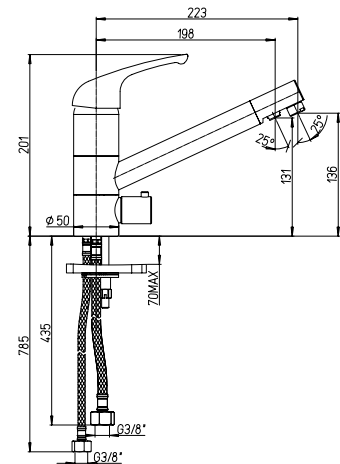
Mitigeur évier 3 voies avec bec tube

Mezclador monomando fregadero 3 vías con caño tubular

3 Wege Einhebelmischer mit Rohrauslauf



ATTACCO SERBATOIO
WITH TANK INTAKE



CR

195,00

92.6433VEB90DA

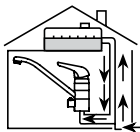
Miscelatore monoforo lavello con bocca tubo a 3 acque

3 way kitchen mixer with tube spout

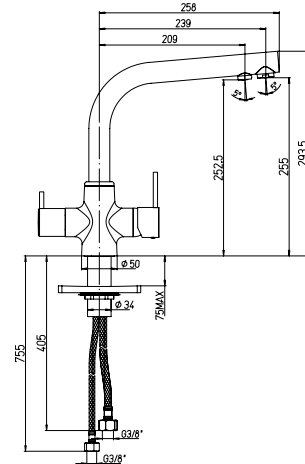
Mitigeur évier 3 voies avec bec tube

Mezclador monomando fregadero 3 vías con caño tubular

3 Wege Einhebelmischer mit Rohrauslauf



ATTACCO SERBATOIO
WITH TANK INTAKE



CR

225,00

RG.543DFSFL1

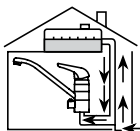
Miscelatore monoforo lavello con bocca tubo a 3 acque

3 way kitchen mixer with tube spout

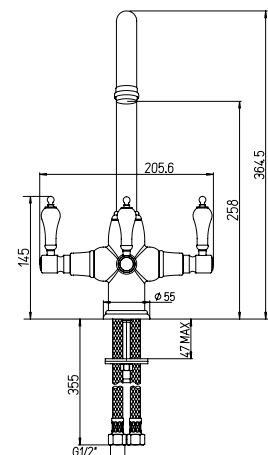
Mitigeur évier 3 voies avec bec tube

Mezclador monomando fregadero 3 vías con caño tubular

3 Wege Einhebelmischer mit Rohrauslauf



ATTACCO SERBATOIO
WITH TANK INTAKE



CR

275,00

articoli cucina - kitchen

78..579WSA

Miscelatore monoforo lavello con bocca girevole

Kitchen mixer with swivel spout

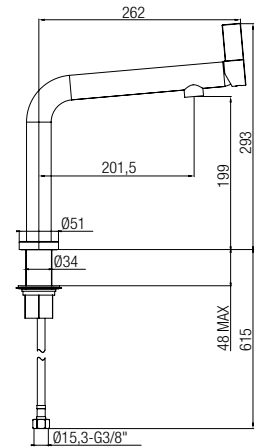
Mitigeur évier avec bec orientable

Mezclador fregadero con caño giratorio

Spültischmischer mit schwenkbarem Auslauf

RICAMBI / SPARE PARTS:

53CC956G25 CARTUCCIA / CARTRIDGE



CR

208,00

HK..557TK

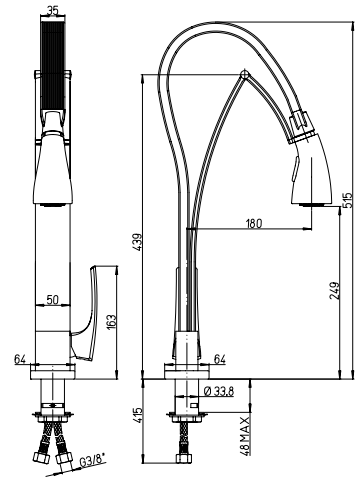
Miscelatore monoforo lavello manuale

Single-lever manual kitchen sink mixer

Mélangeur évier manuel

Mezclador fregadero manual

Manueller Spültischmischer



CR

609,00



64..284

Miscelatore lavabo, scarico 1 1/4",
bassa pressione (SPECIFICARE SERIE)

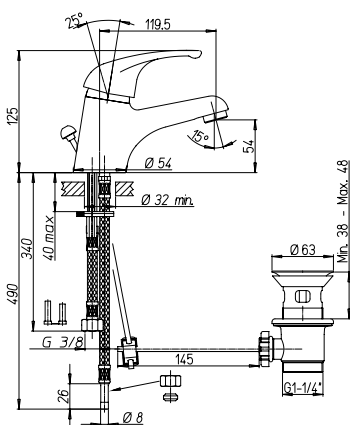
Single-lever basin mixer with 1 1/4" pop-up waste,
low pressure (SPECIFY SERIES)

Mitigeur lavabo avec vidage automatique 1 1/4",
basse pression (SPÉCIFIER SÉRIE)

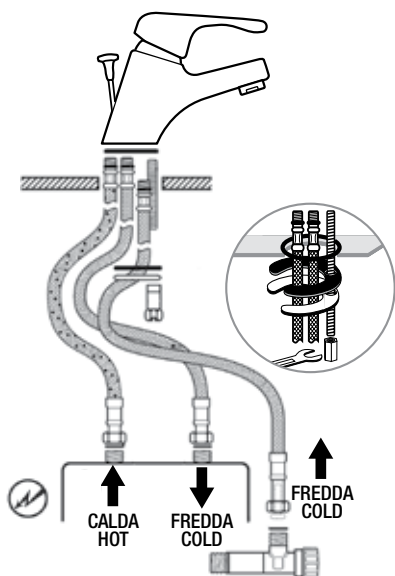
Mezclador lavabo con desagüe automático 1 1/4",
baja presión (INDICAR SERIE)

Waschtischmischer Ab- und Überlaufgarnitur 1 1/4",
Niederdruck (SERIE ANGEBEN)

CR 146,00



ESEMPIO DI INSTALLAZIONE IDRAULICO
EXAMPLE OF INSTALLATION



64..568BP

Miscelatore monoforo livello doccetta estraibile
bassa pressione (SPECIFICARE SERIE)

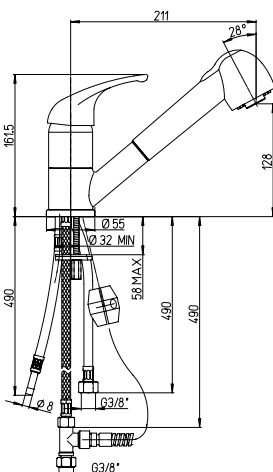
Single-lever kitchen mixer with pull-out spray,
low pressure (SPECIFY SERIES)

Mitigeur monotrou évier avec douchette
escamotable, basse pression (SPÉCIFIER SÉRIE)

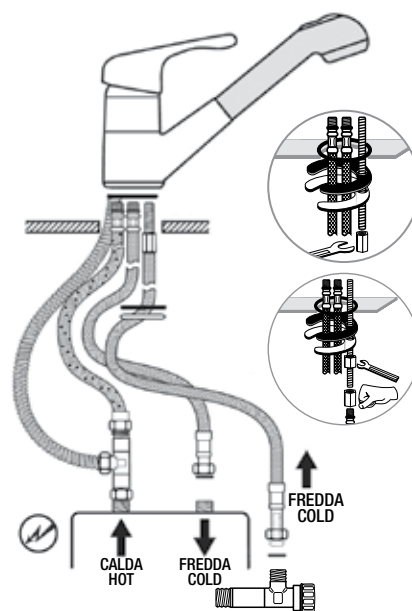
Mezclador monomando fregadero con ducha extraíble,
baja presión (INDICAR SERIE)

Spültischmischer mit herausziehbarer Handbrause,
Niederdruck (SERIE ANGEBEN)

CR 199,00



ESEMPIO DI INSTALLAZIONE IDRAULICO
EXAMPLE OF INSTALLATION



64..584

Miscelatore livello con bocca coassiale,
bassa pressione (SPECIFICARE SERIE)

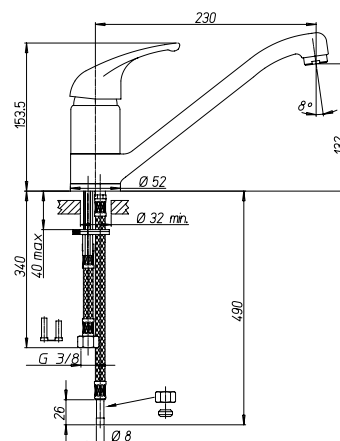
Single-lever kitchen mixer with swivel spout,
low pressure (SPECIFY SERIES)

Mitigeur évier avec bec orientable,
basse pression (SPÉCIFIER SÉRIE)

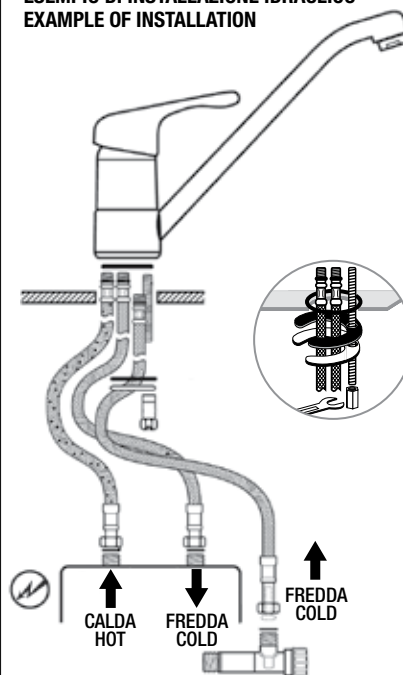
Mezclador monomando fregadero con caño giratorio,
baja presión (INDICAR SERIE)

Einhebelmischer mit schwenkbarem Auslauf,
Niederdruck (SERIE ANGEBEN)

CR 161,00



ESEMPIO DI INSTALLAZIONE IDRAULICO
EXAMPLE OF INSTALLATION



**ricambi
spare parts**

OPaini



maniglie
handles
pag. 406



vasca/doccia
bath/shower
pag. 414



lavabo
basin
pag. 423



bidet
bidet
pag. 428



lavello
sink
pag. 431



WC
pag. 435



cartucce
cartridge
pag. 436



vitoni
headworks
pag. 439



shower
line
pag. 440



vari
various
pag. 442



RICAMBI PER ARTICOLI FUORI PRODUZIONE
SPARE PARTS

ricambi maniglie - handle

73..910-211 morgana

Maniglia per monocomando
Handle



CR	46,00
PW	69,00
OP	69,00

73..910-306 morgana

Maniglia per monocomando
Handle



CR	46,00
PW	69,00
OP	69,00

73..910TH/P-910TH/T morgana

Maniglia per miscelatore termostatico con pulsante di sicurezza (Specificare articolo)
Handle for thermostatic mixer with safety button (Specify article)



CR	33,00
PW	49,00
OP	49,00

89..910 lady

Maniglia per monocomando
Handle



CR	18,00
PW - OP - YO - BY	27,00

89..910L lady

Maniglia per monocomando per art. 211LL-579
Handle for art. 211LL-579



CR	18,00
PW - OP - YO - BY	27,00

89..910/214 lady

Maniglia per art. 214
Handle for art. 214



CR	18,00
PW - OP - YO - BY	27,00

89..910-690 lady

Maniglia per monocomando per art. 100-105-111-208-690-691
Handle



CR	18,00
PW - OP - YO - BY	27,00

89..910TH/P-910TH/T lady

Maniglia per miscelatore termostatico con pulsante di sicurezza (Specificare articolo)
Handle for thermostatic mixer with safety button (Specify article)



CR	18,00
PW - OP - YO - BY	27,00

86..910 ovo

Maniglia per monocomando
Handle



CR	18,00
PW	27,00

86..AM910WF ovo

Maniglia per monocomando WF
Handle



CR	18,00
PW	27,00

86..910WFS ovo

Maniglia per monocomando WFS
Handle



CR	18,00
PW	27,00

86..910-214 ovo

Maniglia per art. 214
Handle for art. 214



CR	10,50
PW	16,00

86..910TH/P-910TH/T ovo

Maniglia per miscelatore termostatico con pulsante di sicurezza (Specificare articolo)
Handle for thermostatic mixer with safety button (Specify article)



CR	18,00
PW	27,00

88..910 duomo

Maniglia per monocomando
Handle



CR	29,00
B9 - OT	35,00
FIN.ANTICHE/ANTIQUE FIN.	40,00

88..910TH/P-910TH/T duomo

Maniglia per miscelatore termostatico con pulsante di sicurezza (Specificare articolo)
Handle for thermostatic mixer with safety button (Specify article)



CR	31,00
B9 - OT	38,00
FIN.ANTICHE/ANTIQUE FIN.	42,00

82..910211 crux

Maniglia serie art.100, 105, 111, 211, 211LL, 306
Handle for art.100, 105, 111, 211, 211LL, 306



CR	23,00
PW	35,00

82..910207 crux

Maniglia serie art.207, 214, 690, 208, 691, 314
Handle for art.207, 214, 690, 208, 691, 314



CR	23,00
PW	35,00

82..910205 crux

Maniglia art.511, 501, 572, 557, 205, 205LL, 304, 509
Handle for art.511, 501, 572, 557, 205, 205LL, 304, 509



CR	23,00
PW	35,00

81..910211 pixel

Maniglia serie art.100, 105, 111, 211, 211LL, 306
Handle for art.100, 105, 111, 211, 211LL, 306



CR	23,00
PW	35,00

81..910207 pixel

Maniglia serie art.207, 214, 690, 208, 691, 314
Handle for art.207, 214, 690, 208, 691, 314



CR	23,00
PW	35,00

81..910205 pixel

Maniglia art.511, 501, 572, 557, 205, 205LL, 304, 509
Handle for art.511, 501, 572, 557, 205, 205LL, 304, 509



CR	23,00
PW	35,00

B1..910 pixel new

Maniglia art. 205, 205LL, 211, 211LL, 306, 572
Handle for art. 205, 205LL, 211, 211LL, 306, 572



CR	23,00
PW	35,00

B1..9108X20 pixel new

Maniglia per art. 100, 105, 111, 207, 208, 214, 314, 501, 511, 557, 690, 691
Handle for art. 100, 105, 111, 207, 208, 214, 314, 501, 511, 557, 690, 691



CR	23,00
PW	35,00

84..910 dax

Maniglia per monocomando
Handle



CR	23,00
PW	35,00

ricambi maniglie - handle

84..910R daxR

Maniglia per monocomando
Handle



CR	25,00
PW	37,00

84..910TH/P-910TH/T dax

Maniglia per miscelatore termostatico con pulsante di sicurezza (Specificare articolo)
Handle for thermostatic mixer with safety button (Specify article)



CR	26,00
PW	39,00

57..910 axya

Maniglia per monocomando
Handle



CR	24,00
PW	37,00

57..910TH/P-910TH/T axya

Maniglia per miscelatore termostatico con pulsante di sicurezza (Specificare articolo)
Handle for thermostatic mixer with safety button (Specify article)



CR	26,00
PW	39,00

43..910 fluxio

Maniglia per monocomando
Handle



CR	18,00
PW	27,00

43..910L fluxio

Maniglia per art. 214
Handle for art. 214



CR	19,00
PW	29,00

43..910TH/P-910TH/T fluxio

Maniglia per miscelatore termostatico con pulsante di sicurezza (Specificare articolo)
Handle for thermostatic mixer with safety button (Specify article)



CR	26,00
PW	39,00

78..910 cox-pad

Maniglia per monocomando
Handle



CR	18,00
PW	24,00

78..910S cox small

Maniglia per monocomando
Handle



CR	18,00
PW	24,00

78..910L cox

Maniglia per monocomando
art. 211LL, 579, 557, 558, 559
Handle for art. 211LL, 579, 557, 558, 559



CR	19,00
PW	26,00

78..910207 cox

Maniglia per monocomando art. 207, 214, 400
Handle for art. 207, 214, 400



CR	18,00
PW	24,00

78..910TH/P cox

Maniglia per miscelatore termostatico con pulsante di sicurezza (Specificare articolo)
Handle for thermostatic mixer with safety button (Specify article)



CR	18,00
PW	24,00

78..910TH/T cox

Maniglia per miscelatore termostatico con pulsante di sicurezza (Specificare articolo)
Handle for thermostatic mixer with safety button (Specify article)



CR	20,00
PW	28,00

90..910 le mans

Maniglia
Handle



CR	13,00
----	--------------

85..910 elix

Maniglia
Handle



CR	20,00
PW	29,00

83..910 lemon

Maniglia
Handle



CR	14,50
PW	22,00

79..910 tubos

Maniglia
Handle



CR	17,00
----	--------------

79..910TH/P-910TH/T tubos

Maniglia per miscelatore termostatico con pulsante di sicurezza (Specificare articolo)
Handle for thermostatic mixer with safety button (Specify article)



CR	17,00
----	--------------

92..910 arena

Maniglia per monocomando
Handle



CR	13,00
----	--------------

92..910/573 arena

Maniglia per art. 573
Handle for art. 573



CR	13,00
----	--------------

56..910 cleopatra

Maniglia per monocomando
Handle



CR	24,00
----	--------------

23..910 botero

Maniglia per monocomando
Handle



CR	23,00
TD - NR - B9 - OT	28,00
F3 - QL	32,00

16..910 protendo

Maniglia per monocomando
Handle



CR	18,00
TD - NR - B9 - OT	22,00
F3 - QL	24,00

38..910 magnum

Maniglia per monocomando
Handle



CR	18,00
TD - NR - B9 - OT	22,00
F3 - QL	24,00

ricambi maniglie - handle

74..910 first

Maniglia per monocomando
Handle



CR 23,00

67..910 atomix 2000

Maniglia per monocomando
Handle



CR 14,50
TD - NR - B9 - OT 17,00
F3 - QL 20,00

80..910 cooper

Maniglia per monocomando
Handle



CR 13,00

80..910TH/P-910TH/T cooper

Maniglia per miscelatore termostatico con pulsante di sicurezza (Specificare articolo)
Handle for thermostatic mixer with safety button (Specify article)



CR 7,50

76..910 dilos

Maniglia per monocomando
Handle



CR 13,00

42..910 creta 100

Maniglia per monocomando
Handle



CR 13,00
TD - NR - B9 15,00

42..910ABS creta 100

Maniglia per monocomando tecnologia in ABS
Handle



CR 10,00

63..910 mini

Maniglia per monocomando
Handle



CR 10,00
TD - NR - B9 12,00

63..910TH/P-910TH/T mini

Maniglia per miscelatore termostatico con pulsante di sicurezza (Specificare articolo)
Handle for thermostatic mixer with safety button (Specify article)



CR 5,50

45..910 mixo

Maniglia per monocomando
Handle



CR 11,00

69..910P9 jolly

Maniglia metallo per monocomando
Metal handle



CR 10,00

69..910 jolly ABS

Maniglia ABS per monocomando
Handle



CR 9,00

69..910TH/P-910TH/T jolly

Maniglia per miscelatore termostatico con pulsante di sicurezza (Specificare articolo)
Handle for thermostatic mixer with safety button (Specify article)



CR **5,00**

75..910 trixi

Maniglia
Handle



CR **16,00**

75..910TH/P-910TH/T trixi

Maniglia per miscelatore termostatico con pulsante di sicurezza (Specificare articolo)
Handle for thermostatic mixer with safety button (Specify article)



CR **18,00**

87..910 ornellaia

Maniglia
Handle



CR **17,00**

TD - NR - BD - OT **21,00**

F3 - QL **23,00**

87..910TH/P-910TH/T ornellaia

Maniglia per miscelatore termostatico con pulsante di sicurezza (Specificare articolo)
Handle for thermostatic mixer with safety button (Specify article)



CR **27,00**

46..910 extro

Maniglia
Handle



CR **14,50**

TD - NR - BD **17,50**

F3 - QL **20,00**

17..910 liberty

Maniglia
Handle



CR **14,50**

TD - NR - BD - OT **17,50**

F3 - QL **20,00**

37..910 arno

Maniglia
Handle



CR **9,00**

24..910 triss

Maniglia
Handle



CR **9,00**

10..910 tevere

Maniglia
Handle



CR **9,00**

910/566

Maniglia per monocomando cucina art. 566 e 588
Handle for kitchen art. 566 and 588



CR **13,00**

TD - NR - BD - OT **15,00**

F3 - QL **17,00**

910/544

Maniglia per monoforo cucina art. 544
Handle for kitchen monobloc art. 544



CR **13,00**

TD - NR - BD - OT **15,00**

F3 - QL **17,00**

ricambi maniglie - handle

910/545

Maniglia per monoforo cucina,
tecnologia in ABS art. 545
Handle for kitchen monobloc art. 545



CR	7,50
TD -NR -BD -OT	9,00
F3 - QL	10,00

910/552

Maniglia per monoforo cucina,
tecnologia in ABS art. 552
Handle for kitchen monobloc art. 552



CR	7,50
----	------

45..970

Leva clinica 9x9,5
9x9,5 medical lever



CR	22,00
----	-------

53..970

Leva clinica 10x10,5
10x10,5 medical lever



CR	22,00
----	-------

MR..970

Leva clinica 10x10,5
10x10,5 medical lever



CR	22,00
----	-------

SH..970

Leva clinica 9x9,5
9x9,5 medical lever



CR	22,00
----	-------

2T..970

Maniglia per miscelatore termostatico leva lunga
Thermostatic handle with long lever



CR	22,00
----	-------

53..695MMHC

Maniglia per monocomando art. 588ANT
Handle for art. 588ANT



CR	24,00
TD -NR -B9 -OT	29,00
F3 - QL	33,00

2T..910TH/P-910TH/T

Maniglia per miscelatore termostatico
art. 511, 111, 690 (Specificare articolo)
Handle for thermostatic mixer art. 511, 111, 690
(Specify article)



CR	7,50
----	------

4T..910TH/P-910TH/T

Maniglia per miscelatore termostatico
art. 511 (Specificare articolo)
Handle for thermostatic mixer art. 511
(Specify article)



CR	7,50
----	------

19..910 serie Q

Maniglia per monocomando
Handle



CR	25,00
----	-------

19..910/111 serie Q

Maniglia per monocomando vasca
Handle



CR	25,00
----	-------

47..910 parallel - smart

Maniglia per monocomando
Handle



CR **25,00**

MR..910 miura

Maniglia per monocomando
Handle



CR **25,00**

MR..910B miura

Maniglia per monocomando vasca
Handle



CR **25,00**

44..910 ghibli

Maniglia per monocomando
Handle



CR **25,00**

44..910/111 atacama - ghibli

Maniglia per monocomando vasca
Handle



CR **22,00**

90..9102 atacama

Maniglia per monocomando vasca (111E)
Handle



CR **22,00**

WW..910 atacama

Maniglia per monocomando
Handle



CR **22,00**

ricambi vasca - bath

86..155 ovo

Doccia
Hand shower



CR	48,00
PW	72,00

82..155 crux-dax-lady-Q

Doccia
Hand shower



CR	42,00
PW	63,00

81..155 pixel new-morgana-pad

Doccia
Hand shower



CR	25,00
PW	38,00
OP	38,00

78..155 cox-fluxio-axya-lemon

Doccia
Hand shower



CR	34,00
PW	45,00

92..155 arena-le mans

Doccia
Hand shower



CR	25,00
----	-------

155PC atomix 2000 - trixi first-art.126

Doccia
Hand shower



CR	20,00
B9 - OT	24,00
QL - F3	27,00

155 mixo-creta 100-jolly-triss parallel-ghibli-atacama-Q

Doccia per "Duplex"
Hand shower



CR	25,00
----	-------

155 liberty-elix-extro-duomo

Doccia
Hand shower



CR	20,00
B9 - OT	24,00
F3 - QL	27,00
PW	30,00

155 ornellaia

Doccia
Hand shower



CR	62,00
B9 - OT	75,00
QL - F3	84,00

155 arno

Doccia
Hand shower



CR	14,00
----	-------

155 tevere

Doccia
Hand shower



CR	20,00
----	-------

160

Flessibile in ottone 1/2" cm 100
1/2" brass flexible tube 100 cm



CR	8,00
BD - OT	20,00
QL - F3	20,00

161

Flessibile in ottone 1/2" cm 120
1/2" brass flexible tube 120 cm



CR	9,00
BD - OT	22,50
QL - F3	22,50

162

Flessibile in ottone 1/2" cm 150
1/2" brass flexible tube 150 cm



CR	10,00
BD - OT	24,00
QL - F3	24,00

163

Flessibile in ottone 1/2" cm 200
1/2" brass flexible tube 200 cm



CR	13,00
BD - OT	25,00
QL - F3	25,00

160C

Flessibile in ottone 1/2" cm 100 con attacco conico
1/2" brass flexible tube 100 cm, conical nut



CR	9,50
BD - OT	22,00
QL - F3	22,00

161C

Flessibile in ottone 1/2" cm 120 con attacco conico
1/2" brass flexible tube 120 cm, conical nut



CR	10,50
BD - OT	24,00
QL - F3	24,00

162C

Flessibile in ottone 1/2" cm 150 con attacco conico
1/2" brass flexible tube 150 cm, conical nut



CR	11,00
BD - OT	26,00
QL - F3	26,00

163C

Flessibile in ottone 1/2" cm 200 con attacco conico
1/2" brass flexible tube 200 cm, conical nut



CR	16,00
BD - OT	29,00
QL - F3	29,00

53..185ABS mixo-jolly

Supporto per "Duplex" esterno
Adjustable shower holder



CR	8,50
----	------

85..185 elix

Supporto per "Duplex" esterno
Adjustable shower holder



CR	52,50
PW	79,00

17..185 liberty

Supporto per "Duplex" esterno
Adjustable shower holder



CR	31,50
BD - OT	38,00
QL - F3	43,00

20..185

Supporto per "Duplex" esterno
(Specificare serie)
Adjustable shower holder (Specify series)



CR	17,00
BD - OT	20,00
QL - F3	23,00

78..185 cox

Supporto per "Duplex" esterno
Adjustable shower holder



CR	13,00
PW - OP	19,00

ricambi vasca - bath

82..185 dax

Supporto per "Duplex" esterno
Adjustable shower holder



CR	22,00
PW	33,00

73..480 morgana

Supporto per "Duplex" esterno
Adjustable shower holder



CR	52,50
PW - OP	79,00

17..480 liberty

Supporto per "Duplex" esterno
Adjustable shower holder



CR	31,50
BD - OT	38,00
QL - F3	43,00

20..480 altre serie

Supporto per "Duplex" esterno
Adjustable shower holder



CR	23,00
BD - OT	28,00
QL - F3	31,00

186

Supporto esterno a parete
Shower holder



CR	4,00
----	------

73..170 morgana

Raccordo eccentrico 3/4" x 1/2"
3/4" x 1/2" excentric connections



CR	21,00
PW	31,50
OP	31,50

7T..170 dax

Raccordo eccentrico 3/4" x 1/2"
3/4" x 1/2" excentric connections



CR	34,00
PW	50,00

78..170 cox-cooper-pixel new ovo-lady-arena

Raccordo eccentrico 3/4" x 1/2"
3/4" x 1/2" excentric connections



CR	7,50
PW	11,00

85..170 elix

Raccordo eccentrico 3/4" x 1/2"
3/4" x 1/2" excentric connections



CR	34,00
PW	50,00

20..170 creta 100-duomo

Raccordo eccentrico 3/4" x 1/2"
3/4" x 1/2" excentric connections



CR	7,50
B9 - OT	9,00
F3 - QL	10,00

87..170 ornellaia-liberty

Raccordo eccentrico 3/4" x 1/2"
3/4" x 1/2" excentric connections



CR	12,00
BD - OT	14,00
F3 - QL	16,00

29..170 lemon

Raccordo eccentrico 3/4" x 1/2"
3/4" x 1/2" excentric connections



CR	17,00
PW	25,00

10..170 tevere

Raccordo eccentrico 3/4" x 1/2"
3/4" x 1/2" excentric connections



CR **5,50**

172

Soprabordo eccentrico destro 3/4"x3/4" int.mm 60
3/4"x3/4" right pillar connection, 60 mm



CR **50,00**

177

Soprabordo eccentrico destro 3/4"x3/4" int.mm 125
3/4"x3/4" right pillar connection, 125 mm



CR **122,00**

173

Soprabordo diretto 1/2"x3/4" int.mm 60
1/2"x3/4" straight pillar connection, 60 mm



CR **29,00**

175

Eccentrico distanziale 3/4" x 1/2" mm 40
3/4" x 1/2" excentric extension, 40 mm



CR **29,00**

901A extro-cox-ovo

Cappuccio per rubinetto incasso
Built-in flange



CR	11,00
BD - OT	13,00
F3 - QL	15,00
PW	16,00

901A tubos

Cappuccio per rubinetto incasso
Built-in flange



CR **19,00**

901A liberty

Cappuccio per rubinetto incasso
Built-in flange



CR	16,00
BD - OT	19,00
F3 - QL	21,00

901A ornellaia

Cappuccio per rubinetto incasso
Built-in flange



CR	19,00
BD - OT	23,00
F3 - QL	25,50

901A tevere

Cappuccio per rubinetto incasso
Built-in flange



CR **6,50**

902

Leva e cappuccio per deviatore incasso, art.425
Lever and flange for built-in diverter, art.425



CR	42,00
BD - OT	50,00
QL - F3	57,00

925

Vitone per deviatore incasso, art.425
Built-in diverter valve, art.425



CC **44,00**

ricambi vasca - bath

907

Prolunga 3 pz.per rubinetto incasso
Extension kit 3 pcs for built-in mixers



CC

13,00

690P1 cox

Prolunga 3 pz.per miscelatore incasso
Extension kit 3 pcs for built-in mixers



CR

29,00

690P atomix 2000

Prolunga 3 pz.per miscelatore incasso
Extension kit 3 pcs for built-in mixers



CR

13,00

690P jolly

Prolunga 3 pz.per miscelatore incasso
Extension kit 3 pcs for built-in mixers



CR

13,00

690P mixo

Prolunga 3 pz.per miscelatore incasso
Extension kit 3 pcs for built-in mixers



CR

13,00

2T. 690P paini tech

Prolunga 3 pz.per miscelatore incasso
Extension kit 3 pcs for built-in mixers



CR

51,00

691P1 cox

Prolunga 5 pz.per miscelatore incasso con deviatore
Extension kit 5 pcs for built-in mixers with diverter



CR

84,00

PW

113,00

691P atomix 2000

Prolunga 5 pz.per miscelatore incasso con deviatore
Extension kit 5 pcs for built-in mixers with diverter



CR

50,00

691P jolly

Prolunga 5 pz.per miscelatore incasso con deviatore
Extension kit 5 pcs for built-in mixers with diverter



CR

50,00

691P mixo

Prolunga 5 pz.per miscelatore incasso con deviatore
Extension kit 5 pcs for built-in mixers with diverter



CR

50,00

908

Prolunga 3 pz.per deviatore centrale incasso
Extension kit 3 pcs for built-in diverter



CR

13,00

10..924 tevere-arno

Deviatore meccanico per bagno esterno completo
Complete diverter for external bath mixer



CR

28,00

OT - F3 - OP

38,00

17..924 liberty-ornellaia

Deviatore meccanico per bagno esterno completo
Complete diverter for external bath mixer



CR	32,00
OT - F3 - OP	42,00

85..924 elix

Deviatore meccanico per bagno esterno completo
Complete diverter for external bath mixer



CR	32,00
PW	42,00

46..924 extro

Deviatore meccanico per bagno esterno completo
Complete diverter for external bath mixer



CR	32,00
BD - OT	30,00
QL - F3	42,00

20..924I

Deviatore automatico con pomolo per bagno incasso
art. 691

Complete diverter with knob
for built-in bath-shower mixers
art. 691



CR	27,00
BD - OT	33,00
QL - F3	37,00
PW	41,00

81..924I

Deviatore automatico con pomolo per bagno incasso
art. 691

Complete diverter with knob
for built-in bath-shower mixers
art. 691



CR	27,00
BD - OT	33,00
QL - F3	37,00
PW	41,00

924B

Deviatore automatico a bloccaggio con pomolo
per bagno esterno
per art. 100-105-111
(Specificare serie)

Complete diverter with
knob for art. 100-105-111
(Specify series)



CR	20,00
PW - OP - F3 - OT	30,00

924F

Deviatore completo per art.119
Complete diverter for art.119



CR	24,00
BD - OT	29,00
QL - F3	33,00

82..952 morgana-cruix-dax-lady

Piastra copriforo monocomando incasso
Plate for built-in single-lever mixers



CR	28,00
PW	42,00
OP	42,00

86..952 ovo

Piastra copriforo monocomando incasso
Plate for built-in single-lever mixers



CR	26,00
PW	39,50

81..952 pixel new

Piastra copriforo monocomando incasso
Plate for built-in single-lever mixers



CR	36,00
PW	54,00

78..952 axya-fluxio-cox-mixo jolly-duomo-arena-miura-le mans

Piastra copriforo monocomando incasso
Plate for built-in single-lever mixers



CR	11,00
CN	15,00
PW	16,50

16..952 cleopatra-botero magnum-protendo

Piastra copriforo monocomando incasso
Plate for built-in single-lever mixers



CR	22,00
BD - OT	26,00
F3 - QL	29,00

ricambi vasca - bath

67..952 atomix 2000-first

Piastra copriforo monocomando incasso
Plate for built-in single-lever mixers



CR	29,50
B9 - OT	35,50
F3 - QL	40,00

25..952 cooper-dilos-creta100 mini


Piastra copriforo monocomando incasso
Plate for built-in single-lever mixers



CR	12,00
BD - OT	14,50
F3 - QL	16,50

82..953 morgana-crux-dax-lady

Piastra copriforo monocomando incasso con deviatore
Plate for built-in single-lever mixers with diverter



CR	45,00
PW	68,00
OP	68,00

86..953 ovo

Piastra copriforo monocomando incasso con deviatore
Plate for built-in single-lever mixers with diverter



CR	36,00
PW	53,50

81..953 pixel new

Piastra copriforo monocomando incasso con deviatore
Plate for built-in single-lever mixers with diverter



CR	45,00
PW	68,00

78..953 axya-fluxio-cox-mixo jolly-duomo-arena

Piastra copriforo monocomando incasso con deviatore
Plate for built-in single-lever mixers with diverter



CR	23,00
PW	31,50

16..953 cleopatra-botero magnum-protendo

Piastra copriforo monocomando incasso con deviatore
Plate for built-in single-lever mixers with diverter



CR	29,00
BD - OT	34,50
F3 - QL	39,00

67..953 atomix2000-first

Piastra copriforo monocomando incasso con deviatore
Plate for built-in single-lever mixers with diverter



CR	34,00
B9 - OT	40,50
F3 - QL	45,50

33..953 cooper-dilos-creta100-mini

Piastra copriforo monocomando incasso con deviatore
Plate for built-in single-lever mixers with diverter



CR	34,00
B9 - OT	40,50
F3 - QL	45,50

2T..953

Piastra per miscelatore termostatico, serie 2T
Plate for thermostatic mixer, 2T serie



CR	35,00
----	-------

425

Deviatore 4 vie per gruppo incasso
4-way built-in diverter



CR	110,50
BD - OT	132,50
QL - F3	149,00

475

Deviatore 5 vie per gruppo incasso
5-way built-in diverter



CR	115,50
BD - OT	139,00
QL - F3	156,00

429

Bocca completa per bordo vasca, art.109
Complete deck bath spout, art.109



CR	278,50
BD - OT	334,00
F3 - QL	376,00

125B0

Bocca completa per bordo vasca, art.118
Complete deck bath spout, art.118



CR	148,80
BD - OT	178,60
F3 - QL	200,90

85..429 elix

Bocca completa per bordo vasca, art.118
Complete deck bath spout, art.118



CR	148,80
PW	223,20

86..446 ovo

Completo bordo vasca con doccia, flessibile e supporto, art.118
Complete deck shower complete with flexible and holder, art.118



CR	142,00
PW	213,00

85..446 elix

Completo bordo vasca con doccia, flessibile e supporto, art.118
Complete deck shower complete with flexible and holder, art.118



CR	98,00
PW	146,50

78..446 cox

Completo bordo vasca con doccia, flessibile e supporto, art.118
Complete deck shower complete with flexible and holder, art.118



CR	91,50
PW	137,00

17..446 liberty-extro

Completo bordo vasca con doccia, flessibile e supporto, art.118
Complete deck shower complete with flexible and holder, art.118



CR	65,00
BD - OT	78,50
QL - F3	88,00

73..430 morgana

Bocca per gruppo incasso
Diverter bath spout



CR	238,00
PW	419,50
OP	419,50

84..430R daxR

Bocca per gruppo incasso
Diverter bath spout



CR	248,00
PW	162,00

78..430 cox

Bocca per gruppo incasso
Diverter bath spout



CR	86,00
PW	129,00

54..430

Bocca per gruppo incasso
Diverter bath spout



CR	59,00
BD - OT	71,00
QL - F3	69,00

17..430 liberty-extro botero-trixi-cleopatra

Bocca per gruppo incasso
Diverter bath spout



CR	80,00
BD - OT	96,00
QL - F3	108,00

ricambi vasca - bath

17..431 liberty-extro botero-trixi-cleopatra

Bocca per gruppo incasso con deviatore
Diverter bath spout



CR	97,00
BD - OT	116,00
QL - F3	130,50

20..431

Bocca per gruppo incasso con deviatore
Diverter bath spout



CR	105,00
BD - OT	126,00
QL - F3	142,00

78..431 cox

Bocca per gruppo incasso con deviatore
Diverter bath spout



CR	112,00
CN	151,00
PW	167,50

432

Bocca per gruppo incasso con deviatore e
raccordo da 1/2"
1/2" diverter bath spout



CR	126,00
BD - OT	151,00
QL - F3	170,00

F1..208KAN

Bocca lavabo a muro
Wall mounted spout



CR	149,00
PW	224,00

84..207CAN

Bocca tubo lavabo a muro
Wall mounted tube spout



CR	149,00
PW	224,00

82..207CAN crux

Bocca tubo lavabo a muro
Wall mounted tube spout



CR	149,00
PW	224,00

82..207CAN pixel new-lemon


Bocca tubo lavabo a muro
Wall mounted tube spout



CR	92,00
PW	139,00

43..207CAN fluxio

Bocca tubo lavabo a muro
Wall mounted tube spout



CR	79,50
PW	119,00

78..207CAN cox-arena

Bocca tubo lavabo a muro cm 19
19 cm wall mounted tube spout



CR	79,50
PW	119,00

78..207CAN14 cox-arena

Bocca tubo lavabo a muro cm 14
14 cm wall mounted tube spout



CR	79,50
PW	119,00

78..207CAN25 cox-arena

Bocca tubo lavabo a muro cm 25
25 cm wall mounted tube spout



CR	158,50
PW - PA	214,00

155/217

Doccia completa, art.217
Complete shower for art.217



CR	20,50
BD - OT	25,00
QL - F3	28,00

587/217

Flessibile cm 120, art.217
Flexible 120 cm, art.217



CR	18,00
----	--------------

596

Bocca tubo a "P" per art. 214
Tube spout for art. 214



CR	23,00
BD - OT	28,00
QL - F3	31,50

597

Bocca tubo a "P" art. 215 e 225
Tube spout for art. 215 and 225



CR	15,00
BD - OT	18,00
QL - F3	20,00

ricambi lavabo - basin

599C

Bocca tubo Ø 18 "Jota" con rompigetto
Ø 18 tube spout with flow straightener



CR	15,00
BD - OT	18,00
QL - F3	20,00

78..597 ovo-cox

Bocca tubo per art. 250
Tube spout for art. 250



CR	67,50
PW	101,00

81..597 pixel new

Bocca tubo per art. 211, 214
Tube spout for art. 211, 214



CR	58,00
PW	87,00

84..597 dax

Bocca tubo per art. 250
Tube spout for art. 250



CR	136,50
PW	205,00

57..597 axya

Bocca tubo per art. 250
Tube spout for art. 250



CR	73,50
PW	110,00

85..597 elix

Bocca tubo per art. 250, 214
Tube spout for art. 250, 214



CR	44,00
PW	66,00

83..597 lemon

Bocca tubo per art.250, 214
Tube spout for art.250, 214



CR	44,00
PW	66,00

597D trixi

Bocca tubo Ø 26, art.250BC
Ø 26 tube spout for art.250BC



CR	47,50
----	-------

597 trixi

Bocca tubo Ø 26, art.250
Ø 26 tube spout for art.250



CR	63,00
----	-------

79..597 tubos

Bocca tubo per art. 250, 214
Tube spout for art. 250, 214



CR	63,00
----	-------

599P

Bocca tubo diam. 22 serie Ornellaia
"Ornellaia" diam. 22 tube spout



CR	40,00
BD - OT	48,00
QL - F3	54,00

599N

Bocca Barocco cm.17 serie Ornellaia
"Ornellaia" 17 cm. Barocco spout



CR	58,00
BD - OT	69,50
QL - F3	78,00

599F

Bocca fusa
Cast spout



CR	42,00
BD - OT	50,50
QL - F3	57,00

901 tevere-triss-arno

Cappuccio copripiantana
Valve cover



CR	5,50
----	------

901 liberty

Cappuccio copripiantana
Valve cover



CR	13,00
BD - OT	15,00
F3 - QL	17,00
OR	18,00

901 trixi-ornellaia

Cappuccio copripiantana
Valve cover



CR	28,50
BD - OT	34,00
F3 - QL	38,50

901 tubos

Cappuccio copripiantana
Valve cover



CR	19,00
----	-------

905 tevere-triss-arno

Piantana completa
Complete valve



CR	36,00
----	-------

905 liberty

Piantana completa
Complete valve



CR	52,50
BD - OT	63,00
QL - F3	71,00

905 extro-trixi

Piantana completa
Complete valve



CR	76,00
BD - OT	91,00
QL - F3	102,00

905 cox

Piantana completa
Complete valve



CR	73,50
PW	110,50

905 lady-arena

Piantana completa
Complete valve



CR	79,50
OP - PW - YO - BY	119,00

905 crux

Piantana completa
Complete valve



CR	79,50
PW	119,00

905 pixel new-elix-lemon

Piantana completa
Complete valve



CR	73,50
PW	110,50

ricambi lavabo - basin

906 tevere-arno

Bocca completa, art.211
Complete spout for art.211



CR **63,00**

906 triss

Bocca completa, art.211
Complete spout for art.211



CR **63,00**

906 liberty

Bocca completa,
art.211
Complete spout
for art.211



CR **79,00**
BD - OT **94,50**
QL - F3 **106,50**

906 extro-trixi-ornellaia

Bocca completa,
art.211
Complete spout
for art.211



CR **152,50**
BD - OT **183,00**
QL - F3 **206,00**

906A elix-lemon

Bocca completa girevole, art.214
Complete swivel spout for art.214



CR **158,50**
PW **238,00**

906A liberty

Bocca completa girevole,
art.214
Complete swivel spout
for art.214



CR **90,00**
BD - OT **108,00**
QL - F3 **121,00**

906A cox-arena

Bocca completa girevole, art.214
Complete swivel spout for art.214



CR **127,00**
PW **190,50**

906A tubos

Bocca completa girevole, art.214
Complete swivel spout for art.214



CR **158,50**

906A crux

Bocca completa girevole, art.214
Complete swivel spout for art.214



CR **178,50**
PW **268,00**

906A pixel new-lady

Bocca completa girevole, art.214
Complete swivel spout for art.214



CR **140,00**
PW **210,00**

906BA ornellaia

Bocca Barocco completa
girevole, art.214
Complete Barocco swivel
spout for art.214



CR **200,00**
BD - OT **239,50**
QL - F3 **269,50**

906B tevere-arno

Bocca completa cieca, art.205
Spout without hole for pop-up, art.205



CR **52,50**

906B triss

Bocca completa cieca, art.205
Spout without hole for pop-up, art.205



CR **52,50**

914

Crociera per batteria lavabo salterello
T-connection for pop-up basin mixers



CC **10,50**

914TC

Crociera testa cieca
T-connection, without waste



CC **10,50**

915

Coppia congiunzioni in rame con guarnizione
tubi diam 10 calotte 1/2"
Copper connections, pair



CR **7,50**

ricambi bidet

81..597C pixel new

Bocca per art. 306
Spout for art. 306



CR	59,00
PW	88,50

599D liberty

Bocca tubo per art. 314
Tube spout for art. 314



CR	17,00
BD - OT	20,00
QL - F3	23,00

78..597C cox-ovo

Bocca per art. 251
Spout for art. 251



CR	59,00
PW	88,50

597C trixi

Bocca tubo Ø 26 per art. 251
Ø 26 tube spout for art. 251

WAY OUT



CR	40,00
----	-------

84..597C dax

Bocca tubo per art. 251
Tube spout for art. 251



CR	97,50
PW	146,50

57..597C axya

Bocca tubo per art. 251
Tube spout for art. 251

WAY OUT



CR	59,00
PW	88,50

84..597C elix

Bocca tubo per art. 251
Tube spout for art. 251

WAY OUT



CR	59,00
PW	88,50

83..597C lemon

Bocca tubo per art. 251
Tube spout for art. 251



CR	57,00
PW	85,00

79..597C tubos

Bocca tubo per art. 251
Tube spout for art. 251



CR	57,00
----	-------

599L ornellaia

Bocca tubo
Tube spout



CR	37,00
BD - OT	44,00
QL - F3	50,00

599G

Bocca fusa per bidet
Cast spout



CR	76,00
BD - OT	91,00
QL - F3	102,00

906D liberty-extro

Bocca bassa completa
girevole, art. 314
Complete swivel
spout for art. 314



CR	90,00
BD - OT	108,00
QL - F3	121,00

906D elix

Bocca bassa completa girevole
Complete swivel spout



CR	100,50
PW	151,00

906D lemon

Bocca bassa completa girevole
Complete swivel spout



CR	100,50
PW	151,00

906D ornellaia

Bocca bassa completa girevole
Complete swivel spout



CR	142,00
BD - OT	170,00
QL - F3	191,50

351 liberty

Comando completo,
scarico automatico 1 1/4"
Complete 1 1/4"
pop-up waste



CR	56,00
BD - OT	67,00
QL - F3	75,50

351 tubos

Comando completo, scarico automatico 1 1/4"
Complete 1 1/4" pop-up waste



CR	66,00
----	-------

351 extro-ornellaia

Comando completo, scarico automatico 1 1/4"
Complete 1 1/4" pop-up waste



CR	63,00
BD - OT	76,00
QL - F3	85,00

351 tevere-triss-arno

Comando completo, scarico automatico 1 1/4"
Complete 1 1/4" pop-up waste



CR	37,00
----	-------

913 liberty

Comando per scarico
Complete rod
for pop-up waste



CR	27,00
BD - OT	32,00
QL - F3	36,00

913 tubos

Comando per scarico
Complete rod for pop-up waste



CR	42,00
----	-------

913 ornellaia

Comando per scarico
Complete rod
for pop-up waste



CR	33,00
BD - OT	39,00
QL - F3	44,00

913 tevere-triss-arno

Comando per scarico
Complete rod for pop-up waste



CR	21,00
----	-------

300 ornellaia

Rubinetto bidet 1/2"
1/2" bidet tap



CR	68,00
BD - OT	82,00
QL - F3	92,00

ricambi bidet

300 liberty

Rubinetto bidet 1/2"
1/2" bidet tap



CR	50,50
BD - OT	60,50
QL - F3	68,00

300 tubos

Rubinetto bidet 1/2"
1/2" bidet tap



CR	87,50
----	--------------

300 trixi

Rubinetto bidet 1/2"
1/2" bidet tap



CR	57,50
----	--------------

155/591DNSF

Doccia 2 getti DISC
2 mode spray DISC



CR	42,00
PW	63,00

155/556

Doccia monogetto per art. 556
Single flow mode spray for art. 556



CR	51,00
PW	76,50

155/557P

Doccia 2 getti in metallo per art. 557P
Metal 2 mode spray for art. 557P



CR	94,50
PW	142,00

155/557TNSF

Doccia 2 getti per art. 557 (Topolino)
2 mode spray for art. 557 (Topolino)



CR	42,00
PW	63,00

586S COX

Doccia per art. 568
Handshower for art. 568



CR	59,00
PW	88,50

586

Doccia 2 getti per art. 566, 567, 568
2 mode spray for art. 566, 567, 568



CR	59,00
TD - B9 - NR - OT	81,00
QL -F3	79,50

586ANT


Doccia 2 getti antica
2 mode spray



CR	61,00
TD - B9 - NR - OT	73,00
QL -F3	82,50

587

Flessibile in ottone 15x1-1/2" cm 150,
art. 566, 567, 568
15x1-1/2" brass flexible 150 cm, art. 566, 567, 568



CR	23,00
----	-------

587/591

Flessibile in nylon 15x1-15x1 cm 150, art. 591
15x1-15x1 nylon flexible 150 cm, art. 591



CR	16,00
PW	24,00

78..591682B COX-OVO

Testina estraibile 22x1 F completa per art.591
22x1 F extractable aerator for art.591



CR	16,00
PW	24,00

599E

Bocca fusa lavello
Cast spout



CR	56,00
TD - BD - NR - OT	67,00
QL - F3	75,50

597N

Bocca fusa semitonda lavello
Cast spout



CR	52,50
TD - BD - NR - OT	63,00
QL - F3	71,00

ricambi lavello - sink

599B

Bocca tubo a 90° lavello
90° tube spout



CR	29,50
TD - BD - NR - OT	35,50
QL - F3	40,00

599T

Bocca tubo per art. 570/599T
Tube spout for art. 570/599T



CR	37,50
NR - TD - BD	45,00

599P COX-OVO

Bocca tubo Ø 24 per art.214 e 572
Tube spout Ø 24 for art.214 and 572



CR	65,00
PW	98,00

599/591

Bocca tubo Ø 24 art.591
Tube spout Ø 24 for art.591



CR	59,00
PW	88,00

599/544

Bocca tubo art.544
Tube spout for art.544



CR	49,50
TD - BD - NR - OT	59,50
QL - F3	67,00

599/28P

Bocca tubo Ø 28 art. 545
Tube spout Ø 28 for art. 545



CR	42,00
TD - BD - NR - OT	50,50
QL - F3	57,00

572CAN pixel new

Bocca tubo art. 572
Tube spout for art. 572



CR	63,00
PW	94,50

572CAN axya

Bocca tubo art. 572
Tube spout for art. 572



CR	49,50
PW	74,00

572CAN dax

Bocca tubo art. 572
Tube spout for art. 572



CR	132,50
PW	198,50

572CAN elix

Bocca tubo art.572
Tube spout for art.572



CR	52,50
PW	79,00

572CAN lemon

Bocca tubo art. 572
Tube spout for art. 572



CR	49,50
PW	70,50

572CAN fluxio

Bocca tubo art. 572
Tube spout for art. 572



CR	65,00
PW	98,00

572CAN tubos

Bocca tubo art. 572
Tube spout for art. 572



CR	52,50
----	--------------

572C

Bocca tubo a "P" art. 572
Tube spout for art. 572



CR	26,50
TD - BD - NR - OT	31,50
QL - F3	35,50

599P ornellaia

Bocca tubo Ø 22
Tube spout Ø 22



CR	145,00
TD - BD - NR - OT	48,00
QL - F3	54,00

599NL ornellaia

Bocca Barocco cm.22,5
22,5 cms. Barocco spout



CR	69,50
TD - BD - NR - OT	83,50
QL - F3	94,00

599A

Bocca tubo "Jota" con rompigetto Ø18
Tube spout with flow straightener



CR	17,00
TD - BD - NR - OT	20,50
QL - F3	23,00

601

Bocca tubo inferiore Ø 18x180 con rompigetto
Tube spout Ø 18x180 with flow straightener



CR	11,50
TD - BD - NR - OT	14,00
QL - F3	15,50

602

Bocca tubo inferiore Ø 18x250 con rompigetto
Tube spout Ø 18x250 with flow straightener



CR	12,00
TD - BD - NR - OT	14,50
QL - F3	16,50

603

Bocca tubo inferiore Ø 18x300 con rompigetto
Tube spout Ø 18x300 with flow straightener



CR	12,50
TD - BD - NR - OT	15,00
QL - F3	17,00

604

Bocca tubo inferiore Ø 18x400 con rompigetto
Tube spout Ø 18x400 with flow straightener



CR	15,00
TD - BD - NR - OT	18,00
QL - F3	20,00

601U

Bocca tubo superiore Ø 18x180 con rompigetto
Tube spout Ø 18x180 with flow straightener



CR	11,50
TD - BD - NR - OT	14,00
QL - F3	15,50

602U

Bocca tubo superiore Ø 18x250 con rompigetto
Tube spout Ø 18x250 with flow straightener



CR	12,00
TD - BD - NR - OT	14,50
QL - F3	16,50

603U

Bocca tubo superiore Ø 18x300 con rompigetto
Tube spout Ø 18x300 with flow straightener



CR	12,50
TD - BD - NR - OT	15,00
QL - F3	17,00

ricambi lavello - sink

604U

Bocca tubo superiore Ø 18x400 con rompigetto
Tube spout Ø 18x400 with flow straightener



CR	15,00
TD - BD - NR - OT	18,00
QL - F3	20,00

948BC

Bocca fusa mm 140 per lavelli a muro
140 mm cast spout for wall-mounted kitchen mixers



CR	29,00
TD - BD - NR - OT	34,50
QL - F3	39,00

948B

Bocca fusa mm 200 per lavelli a muro
200 mm cast spout for wall-mounted kitchen mixers



CR	34,00
----	--------------

948BL

Bocca tubo mm 240
240 mm tube spout



CR	33,00
TD - BD - NR - OT	39,00
QL - F3	44,00

948BL30


Bocca tubo mm 300
300 mm tube spout



CR	38,00
TD - BD - NR - OT	44,00
QL - F3	49,00

573GU

Set guarnizioni tipo Gaco con anelli teflon art. 573
Washers kit for art. 573



CC	3,00
----	-------------

800P

Prolunga 3 pz.per passo rapido incasso
Built-in rapid flushing 3 pcs extension kit



CR **17,00**

814

Set completo per passo rapido incasso
Built-in rapid flushing kit



CR **36,00**
BD - OT **43,00**
QL - F3 **48,50**

814A

Set completo per passo rapido incasso automatico
Built-in automatic rapid flushing kit



CR **43,00**
BD - OT **52,00**
QL - F3 **58,50**

930A

Vitone per passo rapido automatico
incasso 3/4" e 1" art.810 e 811
3/4" and 1" built-in automatic rapid
flushing valve for art.810 and 811



CC **36,00**

930B

Vitone per passo rapido automatico
esterno 3/4" e 1" art.812 e 813
3/4" and 1" automatic rapid flushing
valve for art.812 and 813



CC **36,00**

930C

Vitone per passo rapido incasso 3/4" art.800
3/4" built-in rapid flushing valve for art.800



CC **14,00**

930D

Vitone per passo rapido incasso 1" art.801
1" built-in rapid flushing valve for art.801



CC **14,00**

930E

Vitone per passo rapido esterno 3/4" art.805
3/4" rapid flushing valve for art.805



CC **14,00**

930F

Vitone per passo rapido esterno 1" art.806
1" rapid flushing valve for art.806



CC **14,00**

817PA

Particolare completo "Catis"
"Catis" air system spares kit



CR **64,50**
BD - OT **77,50**
QL - F3 **87,00**

ricambi cartucce - cartridge

81CC956

Set ricambio serie CRUX e PIXEL
Fixing replacement kit for CRUX and PIXEL series



18,50

20CC956

Cartuccia Atomix diam. 45 con asta tonda
Atomix cartridge diam. 45 with round rod



9XZ30

20,00

20CC956Q

Cartuccia Atomix - Botero diam. 45 con asta quadra
Atomix - Botero cartridge diam. 45 with square rod



10X10.4

20,00

53CC956GMPR

Cartuccia progressiva per miscelatore
serie CRUX e PIXEL NEW art. 690-691
Progressive working for built-in CRUX
and PIXEL NEW series



8X20

20,00

53CC956G40D2S

Cartuccia diam. 40 con distributore,
regolazione di portata e temperatura
Cartridge diam. 40 with distributor and
water flow - temperature regulation



10X10.4

20,00

53CC956G40DAP

Cartuccia diam. 40 con distributore
Cartridge diam. 40 with distributor



10X10.4

20,00

53CC956GMD

Cartuccia diam. 35 con distributore
Cartridge diam. 35 with distributor



9X9

20,00

53CC956G350

Cartuccia aperta diam. 35 con distributore
Open cartridge diam. 35 with distributor



9X9

20,00

53CC956G402S

Cartuccia diam. 40 senza distributore,
con regolazione di portata e temperatura
Cartridge diam. 40 without distributor, with
water flow - temperature regulation



10X10.4

20,00

53CC956G40AP

Cartuccia diam. 40 senza distributore
Cartridge diam. 40 without distributor



10X10.4

20,00

53CC956GM

Cartuccia diam. 35 senza distributore
Cartridge diam. 35 without distributor



9X9

20,00

53CC956G25

Cartuccia diam. 25 senza distributore
Cartridge diam. 25 without distributor



9X9

20,00

53CC956G2510

Cartuccia aperta diam. 25 senza distributore
Open cartridge diam. 25 without distributor



9X9

20,00

..956CF

Cartuccia per miscelatore - Confezione 5 pezzi
(SPECIFICARE TIPO)
Single-lever cartridge, 5 pcs (SPECIFY TYPE)



85,00

53CC956DEV35

Cartuccia deviatrice rotativa 2 uscite
con chiusura intermedia
2-exit diverter cartridge




7X7

29,50

53CC956DRG40

Cartuccia deviatrice 3 uscite rotativa
3-exit diverter cartridge



8X20

29,50

53CC956R05G47

Cartuccia deviatrice 5 uscite coassiale
5-exit diverter cartridge



8X20

29,50

53CC956DDG40

Cartuccia deviatrice 3 uscite dinamica
3-exit dynamic diverter cartridge



10X10.4

29,50

53CC956DD5G47

Cartuccia deviatrice 5 uscite dinamica
5-exit dynamic diverter cartridge



10X10.4

29,50

2TCR959/910

Cartuccia per miscelatore termostatico,
art.111, 511, 690 (Specificare serie e articolo)
Thermostatic cartridge, art.111, 511, 690
(Specify series and article)



61,50

2TCC959

Cartuccia per miscelatore termostatico
(Specificare articolo)
Thermostatic cartridge (Specify article)



10X24

61,50

84NL959

Cartuccia per miscelatore termostatico
(Specificare articolo)
Thermostatic cartridge (Specify article)



8X20

77,50

69CC959

Cartuccia per miscelatore termostatico art.511, 111
(Specificare articolo)
Thermostatic cartridge art.511, 111 (Specify article)



8X20

54,00

53CC956D1DEV35

Cartuccia diam. 35 deviatrice EVO con distributore
Diverter cartridge diam. 35 EVO with distributor



7X7

20,00

ricambi cartucce - cartridge

53CC956G350EP

Cartuccia diam. 35 aperta Energy Saving

Cartridge diam. 35 Energy Saving



9X9

20,00

53CC956G350R2M

Cartuccia diam. 35 aperta con riduttore di portata e temperatura

Open cartridge diam. 35 with distributor and water flow - temperature regulation



9X9

20,00

53CC956G351EP

Cartuccia diam. 35 Energy Saving

Diverter cartridge diam. 35 Energy Saving



9X9

20,00

53CC956G35DEP

Cartuccia diam. 35 con Energy Saving distributore

Diverter cartridge diam. 35 Energy Saving with distributor



9X9

20,00

53CC956G250T

Cartuccia diam. 25 aperta, asta tonda Ø 5

Diverter cartridge diam. 25 with rod Ø 5



Ø5
con piani
fresati a
4 mm

20,00

180NF

Vitone da 1/2"
1/2" valve



8X20

CC 5,50

180/17 liberty

Vitone da 1/2"
1/2" valve



8X20

CC 5,50

181

Vitone da 1/2" per rubinetto incasso
1/2" valve for built-in mixer



8X20

CC 10,50

181/17

Vitone da 1/2" per rubinetto incasso
1/2" valve for built-in mixer



8X20

CC 10,50

581AD - destro

Vitone da 1/2" con dischi ceramici 1/4 giro
1/2" quarter turn valve with ceramic disc



8X20

CC 15,00

581ZD - destro

Vitone da 1/2" con dischi ceramici 1/2 giro (180°)
1/2" valve turn valve with ceramic disc (180°)



8X20

CC 15,00

581AS - sinistro

Vitone da 1/2" con dischi ceramici 1/4 giro
1/2" quarter turn valve with ceramic disc



8X20

CC 15,00

5813/4S25 - destro

Vitone da 3/4" con dischi ceramici 1/4 giro
3/4" quarter turn valve with ceramic disc



8X20

CC 20,00

ricambi shower line

50CR185/190SQ


Scorrevole ottone CROMATO per colonna doccia quadra
Brass shower holder for square shower column, chrome finish



CR **54,00**

50CR190SQSUP

Coppia set fissaggio ottone CROMATO colonna doccia quadra
Brass fixing kit for square shower column, chrome finish



CR **34,50**

50CR185/1902

Scorrevole ottone CROMATO per colonna doccia tonda
Brass shower holder for round shower column, chrome finish



CR **49,00**

50CR1902SUP

Coppia set fissaggio ottone CROMATO colonna doccia TONDA
Brass fixing kit for round shower column, chrome finish



CR **24,00**

50CR190ESU/957

Set fissaggio cromato per colonna doccia COX - PAD
Fixing kit for COX-PAD shower column, chrome finish



CR **11,50**

50CR190ECSU/957


Set fissaggio cromato per colonna doccia ARENA
Fixing kit for ARENA shower column, chrome finish



CR **11,50**

50CR185/124/P9

Scorrevole per saliscendi cromato (tubo 220)
Adjustable shower holder for sliding rail (tube 220), chrome finish



CR **11,50**

50TR124/P9PO

Portasapone trasparente per saliscendi
Transparent soap disher for sliding rail



CR **7,00**

50CR124/P9SUP


Coppia supporti regolabili cromati fissaggio
Adjustable fixing kit, chrome finish



CR **10,50**

50CR185/124/P25

Scorrevole per saliscendi cromato
adjustable shower holder for sliding rail, chrome finish



CR **11,50**

50CR124/P25SUP

Coppia supporti fissi cromati fissaggio
Fixed fixing kit, chrome finish



CR **16,50**

50CR124/P25PO

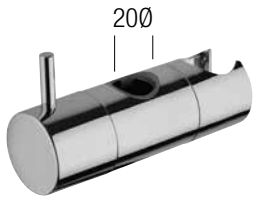
Portasapone cromato per saliscendi
Soap disher for sliding rail, chrome finish



CR **8,50**

50CR185/126/P4

Scorrevole ottone saliscendi
Brass sliding holder



CR **23,50**

50CR126/P4SUP


Coppia supporti fissi ottone per saliscendi cromato
Shower holder kit for sliding rail, chrome finish



CR **24,00**

50CR185/129/P6

Scorrevole ottone saliscendi
Brass sliding holder



CR **58,50**

53CR185TC1

Scorrevole ottone saliscendi
Brass sliding holder



CR **58,50**

50CR185/124/AP3

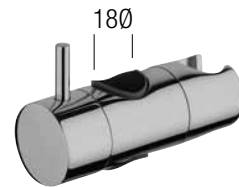
Scorrevole per saliscendi cromato in ABS
ABS sliding holder



CR **13,50**

50CR185/124/IP3

Scorrevole per saliscendi cromato in ABS
ABS sliding holder



CR **13,50**

50TR124/APOP3

Portasapone trasparente per saliscendi
Transparent soap dish for sliding rail



CR **7,00**

50TR124/EPOP3

Portasapone trasparente per saliscendi in ABS
ABS transparent soap dish for sliding rail



CR **7,00**

50CR124/IPOP3

Portasapone per saliscendi cromato in ABS
ABS soap dish for sliding rail



CR **8,50**

50CR124/ASUPP3

Coppia supporti fissi e regolabili cromati
Adjustable and fixed shower holder kit, chrome finish



CR **10,50**

50CR124/ISUPP3

Coppia supporti fissi cromato in ABS
ABS fixed shower holder kit



CR **13,50**

ricambi vari - various

911 tevere-triss-arno

Asta con pomolo per scarico
Pop-up rod + knob



CR **7,50**

911 extro

Asta con pomolo per scarico
Pop-up rod + knob



CR **8,50**
BD - OT **10,00**
QL - F3 **11,50**

911 liberty-ornellaia

Asta con pomolo per scarico
Pop-up rod + knob



CR **13,00**
BD - OT **15,50**
QL - F3 **17,00**

911 mixo


Asta con pomolo per scarico
Pop-up rod + knob



CR **4,00**

911 mini-dilos-cox-cooper ovo-duomo-lady

Asta con pomolo per scarico
Pop-up rod + knob



CR **7,50**
PW **11,00**

911L cox-atomix 2000

Asta con pomolo per scarico, art.211LL
Pop-up rod + knob, art.211LL



CR **11,00**
BD - OT **13,00**
QL - F3 **14,50**
PW **16,00**

911 arena - le mans

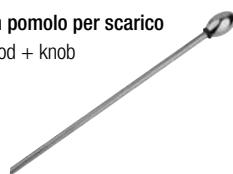
Asta con pomolo per scarico
Pop-up rod + knob



CR **7,50**

911 cleopatra-botero-magnum protendo-trixi-morgana


Asta con pomolo per scarico
Pop-up rod + knob



CR **10,00**
BD - OT **12,00**
QL - F3 **14,00**
PW **15,00**

911 crux-pixel new-axya lemon-dax-fluxio-lemon

Asta con pomolo per scarico
Pop-up rod + knob



CR **7,50**
PW **11,00**

945

Scarico automatico 1 1/4"
1 1/4" pop-up waste



CR **25,50**
BD - OT **30,50**
QL - F3 **34,00**
PW **38,00**

945TG


Scarico automatico 1 1/4" tappo largo copripiletta
1 1/4" plastic waste large plug



CR **30,00**

945H0

Scarico automatico 1 1/4" Hostaform
1 1/4" plastic waste



CR **18,00**

945LL

Scarico 1 1/4" con asta a ginocchio
1 1/4" waste



CR	52,50
PW	79,00

945SR

Scarico clic clac con troppo pieno
Clic clac waste



CR	31,50
PW	47,50

945SSR

Scarico clic clac senza troppo pieno
Clic clac waste



CR	31,50
PW	47,50

945R

Riduzione 1 1/4"-1" Hostaform
1 1/4"-1" plastic reduction



CC	5,50
----	------

909

Tappo per scarico automatico 1"
Drain plug for 1" pop-up waste



CR	8,50
----	------

912

Tappo per scarico automatico 1 1/4"
Drain plug for 1 1/4" pop-up waste



CR	8,50
BD - OT	10,00
QL - F3	11,50
PW	13,00

912HO

Tappo per scarico automatico 1 1/4" Hostaform
1 1/4" plastic drain plug



CR	4,00
----	------

913A

Asta orizzontale per scarico
Waste rod



CR	7,50
BD - OT	9,00
L - F3	10,00
PW	11,00

913A6

Asta orizzontale per scarico cm 40
Waste rod cm 40



CR	9,50
BD - OT	11,50
QL - F3	13,00
PW	14,50

941

Morsetto per scarico
Waste joint



CR	1,50
----	------

941D

Morsetto per scarico doppio
Double waste joint



CR	2,50
----	------

941F5

Morsetto per scarico con molla
Waste joint with spring



CR	1,50
----	------

ricambi vari - various

947P tevere-triss-arno-extro

Placchetta per maniglia
Handle cover



CR	1,50
B9 - NR - TD - OT	1,50
QL - F3	1,50

947 liberty

Placchetta per maniglia
Handle cover



CR	2,50
B9 - NR - TD - OT	2,50
QL - F3	3,00

947 ornellaia

Placchetta per maniglia
Handle cover



CR	5,50
B9 - NR - TD - OT	6,50
QL - F3	7,50

947 mixo

Placchetta per leva monocomando
Single-lever handle cover



CR	4,50
----	-------------

947 botero

Placchetta per leva monocomando
Single-lever handle cover



CR	4,50
B9 - NR - TD - OT	5,00
QL - F3	6,00

949T

Tappo copriforo
Drain plug



CR	8,50
----	-------------

45AE950 mixo pixel new-cruX

Flex in acciaio 10x1 3/8" F cm 37
10x1 3/8" F stainless flexible tube 37 cm



AE	8,50
----	-------------

45AE9505

Flex in acciaio 10x1 3/8" F cm 50
10x1 3/8" F stainless flexible tube 50 cm



AE	8,50
----	-------------

53AE9503/835

Flex in acciaio 12x1 3/8" F cm 37
12x1 3/8" F stainless flexible tube 37 cm



AE	8,50
----	-------------

20..950T

Tubetto rame 12x1 Ø 10 cm 30
12x1 copper tube Ø 10 cm 30



CR	8,50
----	-------------

10..950T tevere

Tubetto rame 12x1 Ø 10 con nipples
12x1 Ø 10 copper tube with nipples



CR	8,50
----	-------------

954A

Ghiera fissaggio cartuccia
Cartridge locking nut



CC	3,50
----	-------------

954ABS

Coprihiera
Cap



CR	2,50
BD - NR - TD - OT	3,00
QL - F3	3,50
PW	3,50

680B

Rompigetto F 22x1
F 22x1 flow straightener



CR	1,50
----	------

682B

Aeratore F 22x1
F 22x1 aerator



CR	2,50
BD - NR - TD - OT	3,00
QL - F3	3,50

682B cox

Aeratore F 22x1
F 22x1 aerator



CR	5,50
PW	8,00

680A

Rompigetto M 24x1
M 24x1 flow straightener



CR	1,50
----	------

682A

Aeratore M 24x1
M 24x1 aerator



CR	2,50
BD - NR - TD - OT	3,00
QL - F3	3,50

682A extro

Aeratore M 24x1 for art.211
M 24x1 aerator for art.211



CR	4,00
BD - NR - TD - OT	4,50
QL - F3	5,00

682E pixel new

Aeratore M 16x1
M 16x1 aerator



CR	5,50
PW	8,00

680C

Rompigetto M 28x1
M 28x1 flow straightener



CR	2,50
----	------

682C

Aeratore M 28x1
M 28x1 aerator



CR	3,00
BD - OT	4,00
QL - F3	4,00

684A

Snodo M 24x1 con aeratore art.306
M 24x1 joint with aerator for art.306



CR	5,50
BD - OT	6,50
QL - F3	7,50

684B

Snodo F 22x1 con aeratore art.325, 326
F 22x1 joint with aerator for art.325, 326



CR	5,50
BD - OT	6,50
QL - F3	7,50

ricambi vari - various

684B cox

Snodo F 22x1 con aeratore art.306
F 22x1 joint with aerator for art.306



CR	7,50
PW	11,00

684A cleopatra

Snodo M 24x1 con aeratore art.306
M 24x1 joint with aerator for art.306



CR	6,50
----	------

684F2,2 pixel new

Snodo M 16x1 con aeratore per art.306
M 16x1 joint with aerator for art.306



CR	14,00
PW	20,50

917

Calotta da 1/2"
1/2" nut



CR	2,00
BD - OT	2,00
QL - F3	2,50

918

Calotta da 3/4"
3/4" nut



CR	2,00
BD - OT	2,50
QL - F3	2,50

25CC957L

Set fissaggio monocomando M 8
Single-lever fixing kit M 8



CC	6,50
----	------

63CC957


Set fissaggio monocomando M 6
Single-lever fixing kit M 6



CC	7,50
----	------

78CC957


Set fissaggio monocomando M 6
Single-lever fixing kit M 6



CC	8,50
----	------

975/18

Set anello Hostaform e O-ring
per bocche tubo e fuse
Cast and tube spout washers



CC	1,00
----	------

370

Rosone da 1/2"
1/2" plate



	1,00
--	------

948R

Rosone bombato Ø 14
Ø 14 plate



CR	1,50
BD - OT	2,00
QL - F3	2,00

919A


Set calotta, sede e guarnizione per gruppi a muro
Fixing kit for wall mounted mixers



CR	3,50
BD - OT	4,00
QL - F3	4,50

921F

O-ring (Specificare serie e articolo)
O-ring (Specify series and article)



CC **1,00**

922

Vite per fissaggio maniglia
(Specificare serie e articolo)
Screw for handle (Specify series and article)



CC **1,00**

GRANO 5923

Grano per fissaggio maniglia
(Specificare serie e articolo)
Grub screw for handle
(Specify series and article)



CC **1,00**

958

Nipples 1/2" foro Ø 10
1/2" nipples Ø 10



CR **8,50**
BD - OT **10,00**
QL - F3 **11,50**

949

Nipples 1/2" foro Ø 14
1/2" nipples Ø 14



CR **8,50**
BD - OT **10,00**
QL - F3 **11,50**

901C ornellaia

Cappuccio coprivotone
Valve cover



CR **12,00**
BD - NR - TD - OT **14,50**
QL - F3 **16,00**

901C liberty

Cappuccio coprivotone
Valve cover



CR **6,00**
BD - NR - TD - OT **7,00**
QL - F3 **8,00**

901C elix

Cappuccio coprivotone
Valve cover



CR **20,00**
PW **30,00**

901C lemon

Cappuccio coprivotone
Valve cover



CR **12,00**
PW **18,00**

cartucce - cartridge

MONOCOMANDI SINGLE-LEVER MIXER	Vasca esterno Bath-shower mixer art. 100 - 105	Lavabo a muro Single-lever wall mounted mixer art. 208 - 208P	Lavabo Single-lever basin mixer art. 205 - 201	Lavabo bocca orientabile Single-lever basin mixer with tube swivel spout art. 250 - 251
ARENA 92..	53CC956GM	53CC956GM	53CC956G350	53CC956GM
ATACAMA WW..	53CC956GM	53CC956GM	53CC956G250	
ATOMIX 2000 67..	53CC956G40DR2		53CC956G40DR2	
COOPER 80..	53CC956G40DR2		53CC956G40DR2	
COX 78..	53CC956GMD	53CC956GM	53CC956GMD	53CC956GM
COX SMALL 78..			53CC956G25	
CRETA 90/100 42..	53CC956G40DAP		53CC956G40DAP	
DAX 84..		53CC956GM		53CC956GM
DAX R 84..	53CC956GM	53CC956GM	53CC956G25	53CC956GM
DAX R SMALL 84..			53CC956G250	
DAX R WF 84..			53CC956G25	
DAX R WF ABS 84..			53CC956G25	
DUOMO 88..	53CC956GMD		53CC956GMD	53CC956GM
GHIBLI 44..	53CC956GM	53CC956GM	53CC956G350	
HYBRID			53CC956G25M0	
JOLLY / TEX 69..	53CC956GMD		53CC956GMD	
LADY 89..	53CC956GM	53CC956GM	53CC956G250	
LADY SMALL 89..			53CC956G250	
LE MANS 90..	53CC956GM	53CC956GM	53CC956G350EP	53CC956GM
MIURA MR..	53CC956GM		53CC956GM	
MIXO TC 45..	53CC956GM		53CC956GM	
MORGANA 73..			53CC956G25	
ORNELLAIA 87..		53CC956GM		
OVO 86..	53CC956GMD	53CC956GM	53CC956GMD	53CC956GMD
OVO WF 86..			53CC956GMD	
OVO WF SMALL 86..			53CC956G25	
PAD PD..	53CC956G350	53CC956G350		
PARALLEL 47..	53CC956GMD	53CC956GM	53CC956G350	53CC956GM
PIXEL NEW 81..	53CC956GMD	53CC956GM	53CC956G250T	
Q 19..	53CC956GM	53CC956GM	53CC956G250	
SMART SM..	53CC956GMD		53CC956GMD	
VENTUS 93..	53CC956G40AP		53CC956G350	

Bidet Single-lever bidet mixer art. 306	Lavello a muro Wall mounted single-lever kitchen mixer art. 501	Doccia esterno Single-lever shower mixer art. 208 - 208P	Lavello doccia Single-lever kitchen mixer art. 568	Lavello Single-lever kitchen mixer art. 555 - 556 - 557
53CC956G350	53CC956GM	53CC956GM	53CC956GM	53CC956GM
53CC956G250	53CC956GMD	53CC956GM		
53CC956G40DR2	53CC956G40DR2	53CC956G40DR2	53CC956G40R2	
53CC956G40DR2	53CC956G40DR2	53CC956G40DR2	53CC956G40R2	
53CC956GMD	53CC956GMD	53CC956GMD	53CC956GM	53CC956GM
53CC956G25				
53CC956G40DAP	53CC956G40DAP	53CC956G40DAP	53CC956G40AP	
				53CC956GM
53CC956G25		53CC956GM		53CC956GM
53CC956G250				
53CC956GMD	53CC956GMD	53CC956GMD		
53CC956G350		53CC956GM		
				53CC956G250
53CC956GMD	53CC956GMD	53CC956GMD	53CC956GM	
53CC956G250				
53CC956G350EP		53CC956GM		53CC956GM
53CC956GM		53CC956GM		
53CC956GM	53CC956GM	53CC956GM	53CC956GM	
53CC956G25				
53CC956GMD		53CC956GMD		53CC956GMD
53CC956G350				
53CC956G350		53CC956GMD	53CC956GM	53CC956GM
53CC956G250T	53CC956GMD	53CC956GMD		
53CC956G250		53CC956GM		
53CC956GMD	53CC956GMD	53CC956GMD	53CC956GM	
53CC956G350		53CC956G40AP	53CC956G40AP	

cartucce - cartridge

MONOCOMANDI SINGLE-LEVER MIXER	Lavabo - Single-lever basin mixer art. 217 Lavello - Single-lever kitchen mixer art. 570 - 571	Lavello Single-lever kitchen mixer art. 572	Lavello Single-lever kitchen mixer art. 573 - 583	Lavello Single-lever kitchen mixer art. 579
ARENA 92..		53CC956GM	53CC956GM	
ATACAMA WW..	53CC956GM		53CC956GM	
ATOMIX 2000 67..	53CC956G40R2	53CC956G40DR2	53CC956G40DR2	
COOPER 80..		53CC956G40DR2	53CC956G40DR2	
COX 78..		53CC956GM	53CC956GM	53CC956GM
COX SMALL 78..		53CC956G25		53CC956G25
CRETA 90/100 42..	53CC956G40AP	53CC956G40DAP	53CC956G40AP	
DAX 84..		53CC956GM		
DAX R 84..		53CC956GM		53CC956G250
DAX R SMALL 84..				53CC956G25
DAX R WF 84..				
DAX R WF ABS 84..				
DUOMO 88..		53CC956GM		
GHIBLI 44..		53CC956GM		
HYBRID				
JOLLY / TEX 69..			53CC956GM	
LADY 89..				53CC956G250
LADY SMALL 89..				
LE MANS 90..		53CC956GM	53CC956G35EP	
MIURA MR..			53CC956G35EP	
MIXO TC 45..			53CC956GM	
MORGANA 73..				53CC956G25
ORNELLAIA 87..				
OVO 86..		53CC956GMD		53CC956GM
OVO WF 86..				
OVO WF SMALL 86..				
PAD PD..				
PARALLEL 47..		53CC956GM	53CC956GM	
PIXEL NEW 81..		53CC956G250T		
Q 19..				53CC956G25
SMART SM..	53CC956GM			
VENTUS 93..			53CC956G40AP	

Lavello Single-lever kitchen mixer art. 591	Doccia incasso Built-in single-lever shower mixer art. 690	Doccia incasso Built-in single-lever bath- shower mixer with diverter art. 691
53CC956GM	53CC956GM	53CC956GM
	53CC956GM	53CC956GM
	53CC956G40DR2	53CC956G40DR2
	53CC956G40DR2	53CC956G40DR2
53CC956GM	53CC956GM	53CC956GM
53CC956G25	53CC956G25	
	53CC956G40DAP	53CC956G40DAP
	53CC956GM	53CC956GM
	53CC956GM	53CC956GM
	53CC956GM	53CC956GM
	53CC956GM	53CC956GM
	53CC956GM	53CC956GM
	53CC956GM	53CC956GM
53CC956GM	53CC956GM	53CC956GM
	53CC956GM	53CC956GM
	53CC956GM	53CC956GM
53CC956GM	53CC956GM	53CC956GM
53CC956GM	53CC956GM	53CC956GM
	53CC956GM	53CC956GM
	53CC956GM	53CC956GM
	53CC956GM	53CC956GM
	53CC956GM	53CC956GM
	53CC956G40DAP	53CC956G40DAP

cartucce per serie fuori produzione

MONOCOMANDI SINGLE-LEVER MIXER	Vasca esterno Bath-shower mixer art. 100 - 105	Lavabo a muro Single-lever wall mounted mixer art. 208 - 208P	Lavabo Single-lever basin mixer art. 205 - 201	Lavabo bocca orientabile Single-lever basin mixer with tube swivel spout art. 250 - 251
ATOMIX 100 41..	20CC956Q		20CC956Q	
ATOMIX 200 12..	20CC956Q		20CC956Q	
AXIA 57..	53CC956GM	53CC956GM	53CC956GM	53CC956GM
AXIA SMALL 57..				
BIOS 05..	53CC956GMD		53CC956GMD	
BOTERO 23..	20CC956Q		20CC956Q	
CLEOPATRA 56..	53CC956G40DAP		53CC956G40DAP	
CRUX NEW 82..	53CC956GMD		53CC956G250T	
DILOS 76..	53CC956G40DR2		53CC956G40DR2	
FIRST 74..	53CC956G40DAP		53CC956G40DAP	
FLUXIO 43..	53CC956GMD	53CC956GM	53CC956GMD	53CC956GM
F1 F1..		53CC956GM	53CC956GMD	
ITACA 28..	53CC956G40AP		53CC956G40AP	
JETMIX 48..	53CC956G40DAP		53CC956G40DAP	
K KK..	53CC956G40DAP		53CC956G350	
MAGNUM 38..	53CC956G40DAP		53CC956G40DAP	
MINI 63.. / MIKI 65..	53CC956G40DAP		53CC956G40DAP	
PROTENDO 16..	53CC956G40DAP		53CC956G40DAP	
SANLUX FLASH 61..	53CC956G40DAP		53CC956G40DAP	
SPARTA 36..	53CC956G40DAP		53CC956G40DAP	
SPIDER SR..			53CC956G350	
TANK TK..	53CC956GMD		53CC956GM	

cartridges for discontinued series

Bidet Single-lever bidet mixer art. 306	Lavello a muro Wall mounted single-lever kitchen mixer art. 501	Doccia esterno Single-lever shower mixer art. 208 - 208P	Lavello doccia Single-lever kitchen mixer art. 568	Lavello Single-lever kitchen mixer art. 555 - 556 - 557
20CC956Q	20CC956Q	20CC956Q	53CC956G40AP	
20CC956Q	20CC956Q	20CC956Q	53CC956G40AP	
53CC956GM		53CC956GM		53CC956GM
53CC956GMD		53CC956GM		
20CC956Q	53CC956G40DAP	20CC956Q	53CC956G40AP	
53CC956G40DAP	53CC956G40DAP	53CC956G40DAP	53CC956G40AP	
53CC956G250T				
53CC956G40DR2	53CC956G40DR2	53CC956G40DR2	53CC956G40R2	
53CC956G40DAP	53CC956G40DAP	53CC956G40DAP	53CC956G40AP	
53CC956GMD	53CC956GMD	53CC956GMD	53CC956GM	53CC956GM
53CC956GMD				
53CC956G40AP	53CC956G40AP	53CC956G40AP	53CC956G40AP	
53CC956G40DAP		53CC956G40DAP	53CC956G40AP	
53CC956G350		53CC956G40DAP		
53CC956G40DAP	53CC956G40DAP	53CC956G40DAP	53CC956G40AP	
53CC956G40DAP	53CC956G40DAP	53CC956G40DAP		
53CC956G40DAP	53CC956G40DAP	53CC956G40DAP	53CC956G40AP	
53CC956G40DAP	53CC956G40DAP	53CC956G40DAP	53CC956G40AP	
53CC956G40DAP	53CC956G40DAP	53CC956G40DAP	53CC956G40AP	
53CC956G40DAP	53CC956G40DAP	53CC956G40DAP	53CC956G40AP	
		53CC956GMD		

cartucce per serie fuori produzione

MONOCOMANDI SINGLE-LEVER MIXER	Lavabo - Single-lever basin mixer art. 217 Lavello - Single-lever kitchen mixer art. 570 - 571	Lavello Single-lever kitchen mixer art. 572	Lavello Single-lever kitchen mixer art. 573 - 583	Lavello Single-lever kitchen mixer art. 579
ATOMIX 100 41..	53CC956G40AP	53CC956G40DAP	53CC956G40DAP	
ATOMIX 200 12..	53CC956G40AP	53CC956G40DAP	53CC956G40DAP	
AXIA 57..		53CC956GM		
AXIA SMALL 57..				53CC956G25
BIOS 05..			53CC956GM	
BOTERO 23..	53CC956G40AP	53CC956G40DAP	20CC956Q	
CLEOPATRA 56..	53CC956G40AP	53CC956G40DAP	20CC956Q	
CRUX NEW 82..				
DILOS 76..	53CC956G40R2	53CC956G40DR2	53CC956G40R2	
FIRST 74..		53CC956G40DAP	53CC956G40DAP	
FLUXIO 43..		53CC956GM	53CC956GM	53CC956GM
F1 F1..				
ITACA 28..	53CC956G40AP		53CC956G40AP	
JETMIX 48..	53CC956G40AP		53CC956G40AP	
KK KK..		53CC956GM		
MAGNUM 38..	53CC956G40AP	53CC956G40DAP	53CC956G40AP	
MINI 63.. / MIKI 65..	53CC956G40AP	53CC956G40DAP	53CC956G40AP	
PROTENDO 16..	53CC956G40AP		53CC956G40DAP	
SANLUX FLASH 61..	53CC956G40AP		53CC956G40DAP	
SPARTA 36..	53CC956G40AP		53CC956G40AP	
SPIDER SR..				
TANK TK..				

cartridges for discontinued series

Lavello Single-lever kitchen mixer art. 591	Doccia incasso Built-in single-lever shower mixer art. 690	Doccia incasso Built-in single-lever bath- shower mixer with diverter art. 691
	53CC956G40DAP	53CC956G40DAP
	53CC956G40DAP	53CC956G40DAP
	53CC956GM	53CC956GM
	53CC956GM	53CC956GM
	53CC956G40DAP	53CC956G40DAP
	53CC956G40AP	53CC956G40AP
	53CC956G40DR2	53CC956G40DR2
	53CC956G40DAP	53CC956G40DAP
53CC956GM	53CC956GM	53CC956GM
	53CC956G40AP	53CC956G40AP
	53CC956G40DAP	53CC956G40DAP
	53CC956GM	53CC956GM
	53CC956G40DAP	53CC956G40DAP
	53CC956G40DAP	53CC956G40DAP
	53CC956G40DAP	53CC956G40DAP
	53CC956G40DAP	53CC956G40DAP
	53CC956G40DAP	53CC956G40DAP
	53CC956GM	53CC956GM

la société

FR - Ce sont les hommes qui font les sociétés. Paini en est un exemple.

Elle a été fondée en 1954 et a commencé son activité en tant que petite entreprise artisanale. 50 ans plus tard, elle est devenue l'une des sociétés leader dans le secteur. A la fin des années 60, elle atteint les dimensions d'une petite entreprise et en 1972, elle se transforme en société par actions. La construction d'un établissement plus moderne et mieux équipé est alors nécessaire. Le développement le plus important, a coïncidé avec la naissance de la monocommande, dans les années 80. Aujourd'hui, Paini est une grande industrie qui occupe 390 salariés et un espace d'environ 100.000 m², dont 70.000 sont couverts. Le cycle de production prévoit l'utilisation exclusive de matières premières de premier choix, répondant aux normes UNI-CEE et IAPMO très rigoureuses. L'installation pour traitement P.V.D. est particulièrement intéressante et permet d'obtenir des finitions plus résistantes que celles traditionnelles.

La main-d'œuvre est actuellement spécialisée et est également préparée grâce à des cours professionnels internes; des stages dédiés aux étudiants d'Instituts technico-commercial sont aussi prévus. L'entreprise est en mesure de proposer une vaste gamme de robinetterie: monocommande, pour salles de bain, chantiers, cuisines, bain et douche. La production actuelle est d'environ 4 millions de pièces par an. Le cycle de production prévoit l'utilisation exclusive de matières premières d'excellente qualité répondant aux normes rigoureuses UNI-CEE. Le centre de recherches est équipé de laboratoires de test et d'analyses pour étudier et acquérir de l'expérience au niveau des problèmes mécaniques, chimiques et fonctionnels.

La production est complètement interne et à cycle complet et utilise des technologies modernes sur des machines transfert et multibroche. Les contrôles de qualité sont effectués lors de toutes les phases de production et d'usinage principales et supplémentaires. Dans ce but, des outils automatiques programmés selon des protocoles d'évaluation précis sont utilisés pour chaque usinage. Le nettoyage final des pièces peut être soit robotisé soit manuel en fonction des problèmes de production et du niveau de finition de chaque pièce. L'installation de chromage est une des plus grandes du monde dans le secteur de la robinetterie. Elle assure automatiquement le standard de l'épaisseur des chromages requis par les réglementations internationales. Chaque pièce voyage sur des châssis transportés par convoyeur aérien birail électromécanique. La peinture est effectuée par nos soins avec des procédés de couverture liquides ou avec poudres époxy. L'installation de traitement P.V.D. est particulièrement appréciable car elle permet d'obtenir des finitions plus résistantes par rapport aux finitions traditionnelles.

Nos produits répondent aux standards internationaux de plusieurs organismes et notre entreprise est une des seules entreprises italiennes dont les produits disposent de l'homologation IAPMO valable pour les Etats-Unis.

la empresa

ES - Son los hombres que crean las empresas. Painies un ejemplo de ello.

De pequeña empresa artesanal, fundada en 1954, en 50 años ha llegado a ser una de las sociedades líder en el sector.

A fines de los años '60 alcanzó las dimensiones de pequeña empresa. En 1972 se transformó en sociedad anónima y fue necesario construir también un establecimiento más moderno y equipado.

El momento de mayor desarrollo de la empresa coincidió con la aparición del monomando, en los años '80. Hoy Paini es una gran industria que surge en un área de aproximadamente 100.000 m², de los cuales 70.000 cubiertos, con una fuerza de trabajo de 390 trabajadores. El ciclo de producción prevé únicamente el uso de materias primas de calidad superior, que cumplan con las rigurosas normas UNI-CEE e IAPMO. Particularmente apreciable la instalación de tratamiento P.V.D., que permite obtener acabados más resistentes respecto a los tradicionales.

Actualmente la mano de obra es especializada y preparada también por medio de cursos profesionales internos; están previstos unos cursos de perfeccionamiento dedicados a estudiantes de institutos técnico-comerciales. Podemos ofrecer una amplia gama de grifería: monomandos, decoración de baños y artículos para obras, para cocinas, baño y ducha. La producción actual es de aproximadamente 4 millones de piezas al año. El ciclo de producción prevé el uso exclusivo de materias primas de calidad superior, que cumplan con las rigurosas normas UNI-CEE. El Centro de Investigación está dotado de laboratorios de ensayo y análisis para estudios y adquisición de experiencias sobre problemáticas mecánicas, químicas y funcionales.

La producción es totalmente interna y de ciclo completo, con amplio uso de tecnologías modernas sobre máquinas transfer y multimandril. Los controles de calidad se efectúan en todas las fases de la producción y elaboración, desde las principales hasta las adicionales. A este fin se utilizan también instrumentos automáticos, programados según precisos protocolos de evaluación para cada elaboración. La limpieza final de las piezas puede ser robotizada o manual, según las problemáticas de producción y el nivel de acabado de cada pieza. La instalación de cromado es una de las más grandes del mundo en el sector de la grifería. Asegura automáticamente el estándar de espesor de los cromados requerido por las normativas internacionales. Cada pieza es transportada sobre bastidores suspendidos con doble riel electromecánico. El barnizado se hace en el interior de nuestra empresa, con procedimientos de recubrimiento tanto con polvo epoxi como con líquidos. En particular, se puede apreciar la instalación de tratamiento P.V.D., instalación que permite obtener acabados más resistentes que los tradicionales. Nuestros productos cumplen con los estándares internacionales de muchas entidades de unificación: somos una de las pocas empresas italianas del sector que para sus productos cuentan con las marcas de homologación IAPMO válidas para los EE.UU.

das unternehmen

DE - Es sind die Menschen, die ein Unternehmen ausmachen. Paini ist dafür ein Beispiel.

Der kleine, im Jahr 1954 gegründete Handwerksbetrieb, wurde im Laufe von 50

Jahren zu einem der führenden Unternehmen der Branche.

Gegen Ende der 60er Jahre erreichte er die Dimensionen eines Kleinunternehmens, 1972 erfolgte seine Umwandlung in eine Aktiengesellschaft und es wurde der Bau eines moderneren und besser ausgestatteten Werks erforderlich. Der Augenblick des größten Fortschritt des Unternehmens fiel mit der Entwicklung des Einhebelmischers in den 80er Jahren zusammen. Heute ist Paini ein großer Industriebetrieb auf einer Fläche von rund 100.000 m², davon 70.000 m² überdacht, und mit einer Arbeitskraft von 390 Angestellten. Der Produktionsvorgang sieht die ausschließliche Verwendung von Rohstoffen höchster Qualität vor, die den strengen UNI-CEE und IAPMO-Normen entsprechen. Besonders nennenswert ist die Anlage zur Zirkoniumbeschichtung, die es ermöglicht, widerstandsfähigere Beschichtungen als die traditionellen zu erhalten

Das Personal ist hoch spezialisiert und wird ferner durch interne Fortbildungen geschult. Den Studenten von Wirtschafts- bzw. technischen Gymnasien bieten wir zudem die Möglichkeit eines Praktikums. Paini bietet eine breite Produktpalette an Armaturen: Einhebelmischer, Bade- und Baustellenzimmereinrichtungen, Produkte für die Küche, Bad und Dusche. Das derzeitige jährliche Produktionsvolumen liegt bei zirka 4 Millionen Teilen. Der Fertigungszyklus sieht ausschließlich die Verwendung von qualitativ hochwertigen Rohstoffen vor, die den strengen UNI-EG Richtlinien entsprechen. Das Forschungszentrum ist mit Prüf- und Analyselabors für Versuche und für das Sammeln von Erfahrungen zu mechanischen, chemischen und funktionellen Problematiken ausgestattet.

Die Produktion und sämtliche Verfahren finden vollständig betriebsintern unter dem umfangreichen Einsatz modernster Technologien und Transfer- und Mehrspindelmaschinen statt. In allen Produktions- und Bearbeitungsphasen finden Qualitätskontrollen statt, beginnend bei den Hauptkontrollen bis zu den zusätzlichen Kontrollen. Zu diesem Zweck werden auch, entsprechend der Produktionsproblematiken und der Art des Finishes eines jeden Produktes, computergesteuerte, programmierte Geräte genutzt. Die Endreinigung der Teile kann sowohl durch Roboter als auch von Hand geschehen, je nach dem welche Fertigungsverfahren oder Finishanforderung an das einzelne Teil gestellt wird. Die Verchromungsanlage ist weltweit einer der größten im Bereich der Armaturen. Sie garantiert automatisch die Standardstärke der Verchromungen, die von den internationalen Richtlinien gefordert werden. Die einzelnen Stücke werden mittels Druckluft über Luftgerüste zu elektromechanischen Schleppkreisförderern transportiert. Die Lackierung geschieht intern unter der Verwendung von Epoxidpulver, bzw. als Flüssiglackierung. Besonders schätzenswert ist die Anlage zur P.V.D.-Behandlung. Hier handelt es sich um eine Anlage, die es ermöglicht widerstandsfähigere Finishes als die traditionellen zu erzielen. Unsere Produkte entsprechen den internationalen Standards vieler Norminstiute und es ist eines der wenigen Unternehmen des Bereichs, das für seine Produkte über IAPMO-Zulassungszeichen verfügt, die für die U.S.A. gültig sind.

traitement PVD

FR - Avantages

Grâce au choix du revêtement en PVD, nous avons la possibilité d'obtenir un produit plus résistant à la corrosion, avec une bonne résistance aux chocs et à l'abrasion, sans devoir recourir à une finition de protection. Par rapport aux procédés de revêtements traditionnels, ce type de traitement PVD est beaucoup plus écologique, tout en laissant la possibilité de choisir parmi une vaste gamme de finitions.

Brève description du procédé:

Les composants à revêtir sont placés dans une chambre successivement mise sous vide avec des pressions allant jusqu'à 5-10 mbars. Les vapeurs des matériaux (titane et zirconium) qui constitueront le revêtement sont générées à l'intérieur de celle-ci. Les vapeurs se diffusent dans la chambre en atteignant également les substrats où ils se condensent. La condensation s'effectue en présence de gaz de procédé (Argon, Azote, Méthane) introduits de manière contrôlée dans la chambre. De cette manière, des composants chimiques conduisant à la formation de composés différents de ceux de départ s'ajoutent à la condensation.

Un cycle standard prévoit:

Evacuation de la chambre et allumage des réchauffeurs. De 50° C pour les matières plastiques jusqu'à 200° C pour le laiton. Test de chute de pression.

Nettoyage ionique par bombardement ionique. Dépôt jusqu'à 99 couches différentes ; il est notamment possible de déposer des couches à composition graduée en variant la composition du mélange de gaz à l'intérieur de chaque couche.

Revêtements:

- TiN (nitruro de titane): couleur jaune-or
Épaisseur environ 0,5 micron
- ZrN (nitruro de zirconium): couleur grise
Épaisseur environ 0,5 micron

- 1) Les composants à revêtir sont tout d'abord choisis et dégraissés soigneusement.
- 2) Ils sont préparés sur des supports appropriés en attente d'être chargés en machine.
- 3) Chargement machine complet.

tratamiento PVD

ES - Ventajas

Eligiendo el revestimiento en PVD se tiene la posibilidad de obtener un producto más resistente a la corrosión, con una buena resistencia a los choques y la abrasión, sin la necesidad de acabados de protección. Este tipo de tratamiento PVD, respecto a los tradicionales procesos de revestimiento, es mucho más ecológico, y, en todo caso, permite obtener una amplia gama de acabados.

Breve descripción del proceso:

Los componentes a revestir se colocan en una cámara en la que sucesivamente se crea el vacío hasta presiones de 5-10 mbar. En el interior de esta última se generan los vapores de los materiales (titanio o circonio) que constituirán el revestimiento. Los vapores

se difunden en la cámara, alcanzando también los sustratos, donde se condensan. La condensación se produce en presencia de gases de proceso (Argón, Nitrógeno, Metano) introducidos de manera controlada en la cámara. De esta manera a la condensación se añaden sustancias químicas que llevan a la formación de compuestos diferentes de los originales.

Un ciclo estándar prevé:

Vaciado de la cámara y encendido de los calentadores. De 50° C para los materiales plásticos hasta 200° C para el latón. Pruebas de caída de presión. Limpieza iónica mediante bombardeo de iones. Deposición hasta 99 capas diferentes; en particular es posible deponer capas con composición graduada variando la composición de la mezcla de gases en el interior de cada capa.

Revestimientos:

- TiN (nitruro de titanio): color amarillo-oro;
espesor 0,5 micrones aproximadamente
- ZrN (nitruro de circonio): color gris;
espesor 0,5 micrones aproximadamente

- 1) Los componentes a revestir son previamente elegidos y desengrasados con cuidado.
- 2) Preparados en específicos soportes antes de ser cargados en la máquina.
- 3) Carga máquina completa.

PVD behandlung

DE - Vorzüge

Die PVD-Beschichtung verleiht dem Produkt höhere Korrosionsbeständigkeit und eine gute Stoß- und Abriebfestigkeit ohne die Notwendigkeit weiterer Schutzbehandlungen. Im Vergleich zu den herkömmlichen Beschichtungsverfahren ist diese Art von PVD-Behandlung viel umweltfreundlicher und gestattet eine breit gefächerte Auswahl an Oberflächenausführungen.

Kurze Verfahrensbeschreibung

Die zu überziehenden Komponenten werden in eine Kammer gebracht, die anschließend unter Vakuum gesetzt wird, bis zu Drücken im Bereich von 5-10 mbar. Im Innern der Kammer werden die Dämpfe der Materialien (Titan oder Zirkonium) erzeugt, die den Überzug bilden. Die Dämpfe verteilen sich in der Kammer, dabei erreichen sie auch die Substrate, wo sie dann kondensieren. Die Kondensation geschieht unter Zufuhr von Prozessgasen (Argon, Stickstoff, Methan), die kontrolliert in die Kammer eingeleitet werden. Somit werden der Kondensation Chemikalien zugesetzt, die zur Bildung von Verbindungen führen, die sich von denen der Ausgangssituation unterscheiden.

Ein Standardvorgang sieht vor:

Vorbereitung der Kammer und Einschalten der Heizgeräte. Temperaturen ab 50° C für Kunststoffmaterialien bis zu 200° C für Messing. Druckabfallprüfung. Ionische Reinigung durch Ionenbeschuss. Deposition bis zu 99 unterschiedlichen Schichten. Insbesondere ist es möglich, Schichten mit kontrollierter Zusammensetzung aufzutragen, indem die Zusammenstellung der Gasmischung innerhalb einer jeden Schicht verändert wird.

Überzüge:

- TiN (Titanitrid): Farbe gold-gelb,
Stärke ca. 0,5 Mikron
- ZrN (Zirkoniumitrid): Farbe grau,
Stärke ca. 0,5 Mikron

- 1) Die zu beschichtenden Teile werden zunächst akkurat ausgewählt und entfettet.
- 2) Vor dem Einführen in die Maschine werden sie auf speziellen Trägern vorbereitet.
- 3) Beschickung der Maschine abgeschlossen.

conditions generales de vente FR - PRIX

Les prix de nos catalogues peuvent subir des variations et ne sont pas engageants en l'absence de notre confirmation. Ceux-ci s'entendent pour de la marchandise franco notre établissement, sans emballage.

COMMANDES

Les commandes reçues par correspondance, fax ou via des représentants ne doivent être considérées comme ferme qu'après avoir reçu notre confirmation dûment signée. Avec l'attribution de la commande, le client accepte automatiquement toutes les conditions de vente indiquées ci-après.

LIVRAISON

Les délais de livraison sont indiqués à titre approximatif et ne sont pas engageants. Le client ne peut pas annuler la commande ou réclamer des dommages de n'importe quelle nature à cause de retards dérivant d'accidents de fabrication, de manque de matière première, de grèves, d'interruptions, de retards dans les transports ou d'autres cas de force majeure. La marchandise voyage aux risques et périls du client, même lorsqu'elle n'est pas vendue franco destination ; l'expédition sera effectuée de la manière la plus opportune sans que cela ne puisse entraîner des réclamations d'aucune sorte. Les réclamations pour retards, pannes, détériorations qui pourraient se vérifier suite au transport ne seront pas acceptées et ceci, pour n'importe quel motif. Il incombe au client de faire les éventuelles réclamations à l'encontre des transporteurs responsables.

RECLAMATIONS

La marchandise doit être vérifiée au moment de la livraison; les réclamations éventuelles seront prises en considération si elles sont transmises par lettre recommandée dans les huit jours à compter de la livraison. Si, pour n'importe quel motif, un différend concernant les commandes passées ou les fournitures que nous avons exécutées devait surgir, il est expressément convenu que le Tribunal de Novare sera le seul compétent.

PAIEMENTS

Les paiements des factures sont valables et libératoires s'ils sont effectués directement à notre domicile au comptant net, sauf accords différents. Tout autre type de paiement sera effectué aux risques et périls du client. En cas de retard de paiement, les intérêts de retard courront sur le montant impayé et nous aurons la faculté d'émettre une traite pour solde de ce qui est dû, sans que le client ne puisse objecter quoi que ce soit. Si les paiements n'étaient pas effectués, même partiellement, la marchandise restera notre propriété jusqu'au solde total de la facture ; dans un tel cas, nous avons la faculté de suspendre les livraisons en cours et d'annuler le reste des commandes.

GARANTIE

Tous nos articles sont soigneusement testés et contrôlés. Ils bénéficient d'une garantie de cinq ans à partir de la date de facturation. Notre responsabilité se limite à accepter le retour de la marchandise, franco de port, et à substituer les pièces éventuellement défectueuses, sans pour cela être tenus à verser des indemnités pour des dommages causés par des défauts de fabrication. Nous ne pouvons accepter aucune responsabilité pour des défauts qui découleraient d'endommagements éventuels causés au matériel que nous avons fourni. En outre, notre

responsabilité cesse si le client n'a pas respecté les conditions de paiement indiquées sur notre facture.

LE PRESENT CATALOGUE ANNULE ET REMPLACE LES CATALOGUES PRECEDENTS.

condiciones generales de venta ES - PRECIOS

Nuestras listas de precios están sujetas a variaciones y no nos comprometemos si no las confirmamos. Se entienden por mercancía devuelta franco nuestro establecimiento, embalaje excluido.

PEDIDOS

Los pedidos recibidos mediante correspondencia, fax o representantes no constituyen obligación sino hasta después de nuestra confirmación debidamente firmada. En el momento en que envía el pedido el cliente acepta automáticamente todas las condiciones de venta indicadas a continuación.

ENTREGA

Los términos de entrega son aproximados y no vinculantes y no dan derecho al comitente a anular el pedido o a reclamar daños de cualquier tipo, por retrasos debidos a accidentes de fabricación, falta de materias primas, huelgas, interrupciones, retrasos en los transportes u otras causas de fuerza mayor. La mercancía viaja a cuenta y riesgo del comitente, incluso cuando no se vende franco destino; la expedición se efectuará del modo más oportuno sin que esto pueda originar reclamación alguna. No serán aceptadas reclamaciones por retrasos, averías, abolladuras que puedan producirse durante el viaje por cualquier causa y, en todo caso, está a cargo del comitente dirigir las eventuales reclamaciones a los transportistas responsables.

RECLAMACIONES

La mercancía debe ser verificada al momento de la entrega; eventuales reclamaciones ser tendrán en cuenta si son enviadas mediante carta certificada dentro de ocho días a partir de la entrega. Si por cualquier motivo surgiera una controversia en relación a los pedidos aceptados o suministros que hayamos efectuado, se conviene expresamente que será competente exclusivamente el Juzgado de Novara.

PAGOS

Los pagos de las facturas son válidos y liberatorios si se efectúan directamente en nuestro domicilio en efectivo neto, excepto en caso de acuerdos diferentes. Cualquier otro tipo de pago se efectúa por cuenta y riesgo del cliente. En caso de retraso en el pago, sobre las cantidades aún no abonadas devengarán los intereses de demora y tendremos la facultad de emitir letra de cambio por el pago del saldo del importe debido, sin que el cliente pueda interponer ninguna objeción. En caso de que los pagos no sean efectuados, aunque sólo en parte, la mercancía será de nuestra propiedad hasta el momento del saldo total de la factura; en dicho caso tenemos la facultad de suspender las entregas en curso y anular los pedidos restantes.

GARANTÍA

Todos nuestros artículos son cuidadosamente probados, controlados y garantizados por cinco años a partir de la fecha de la facturación. Nuestra responsabilidad se limita a aceptar la devolución de la mercancía, con porte pagado, y sustituir las piezas en las que se encuentren defectos, sin estar obligados a ninguna indemnización por daños causados por defectos

de fabricación. Además, no podemos aceptar ninguna responsabilidad por defectos debidos a posibles alteraciones de los materiales que suministramos. Además, nuestra responsabilidad termina en caso de que el cliente no haya respetado las condiciones de pago indicadas en nuestra factura.

LA PRESENTE LISTA DE PRECIOS ANULA Y SUSTITUYE LAS PRECEDENTES.

allgemeine verkaufsbedingungen DE - PREISE

Die Preise unserer Preislisten sind Änderungspflichtig, sind ohne unsere Genehmigung nicht verbindlich und verstehen sich für Lieferung ab unserem Lager, Verpackung ist nicht inbegriffen und ist von uns zusätzlich zu berechnen.

BESTELLUNGEN

Bestellungen erteilt bei fax, Post oder durch einen Handelsvertreter, werden nur infolge unserer schriftlichen Bestätigung verbindlich. Bei Erteilung einer Bestellung nimmt der Kunde alle Vertragsbedingungen selbsttätig an.

LIEFERUNG

Die Lieferungsbedingungen sind annähernd und nicht bindlich. Der Kunde kann die Bestellung nicht absagen oder jeglichen Schadenersatz für Lieferungsverzögerungen wegen Produktionsfehler, Rohstoffmangel, Streike, Unterbrechungen, Transportverzögerungen oder im Falle höherer Gewalt beanspruchen. Auch wenn die Waren nicht Frei Haus verkauft sind, reisen sie auf Gefahr des Bestellers. Die Lieferung wird bei uns aufs beste ausgeführt und wir werden keine Beanspruchungen für jegliche Verzögerungen, Schaden und Beulen, die während des Transports verursacht wurden, annehmen. Auf jeden Fall muß der Besteller solche Beanspruchungen an den Transportunternehmer einreichen.

BEANSPRUCHUNGEN

Bei Abgabe muß der Besteller die Waren kontrollieren: Wir werden mögliche Beanspruchungen in Betracht ziehen, nur wenn sie innerhalb 8 Tage mit Einschreiben vorgelegt worden sind. Für alle Rechtsfragen in Folge von angenommenen Bestellungen oder ausgeführten Lieferungen ist das Gericht von Novara zuständig.

ZAHLUNGEN

Soweit nicht anders angegeben müssen die Rechnungen unbedingt an unsere Adresse netto Kasse bezahlt werden. Jede andere Zahlungssorte ist auf Gefahr des Bestellers. Bei Zahlungsverzug sind wir berechtigt, dem Besteller mit Verzugzinsen auf den noch unbezahlten Beträgen zu belasten. Wir sind auch berechtigt zum Ausgleich der Restsummen Tratten zu ziehen.

GEWÄHRLEISTUNGEN

Unsere Produkte werden sorgfältig getestet und kontrolliert und die Gewährleistung beträgt 5 Jahre ab Rechnungsdatum. Wir haften nur für die portofrei Rücksendung der Produkte und für die Ersetzung von mangelhaften Elementen. Wir sind doch nicht haftbar für Schadenersatz auf Grund von Herstellungsdefekten. Die Gewährleistung ist ausgeschlossen für ungeeignete oder unsachgemäße Verwendung, fehlerhafte Montage oder nachlässige Behandlung, Änderung der Produkte oder Materialien. Unsere Haftung ist auch ausgeschlossen, wenn sich der Besteller nicht an die angegebenen Zahlungsbedingungen gehalten hat.

DIESE PREISLISTE VERNICHTET UND ERSETZT DIE VORHERIGE.

Il presente listino annulla e sostituisce i precedenti.
This Price-list cancel and replace all the previous ones.

**La Rubinetteria Pains S.p.A.,
si riserva il diritto di apportare a propria discrezione modifiche ai prodotti,
ai dati tecnici e alle informazioni commerciali.**

Rubinetteria Pains S.p.A.,
reserves the right to modify as its discretion, changes on products,
on technical and commercial information.