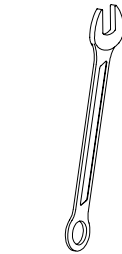
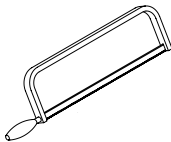
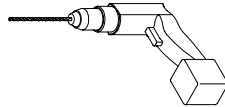
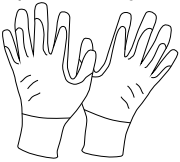


Utensili necessari / Tools needed

Indossare guanti di protezione  
Wear protective gloves



CH 18



3 mm  
2 mm

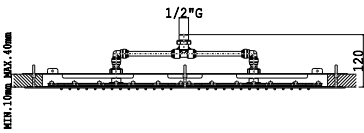
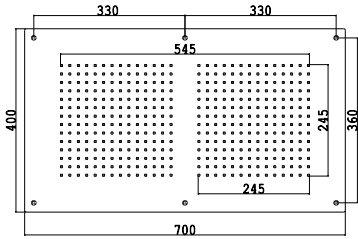
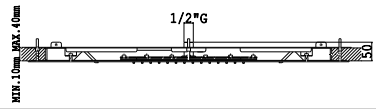
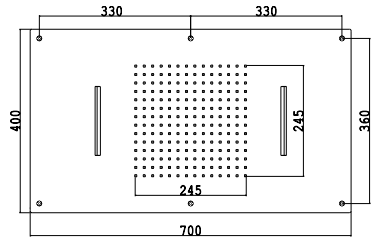
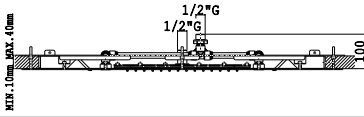
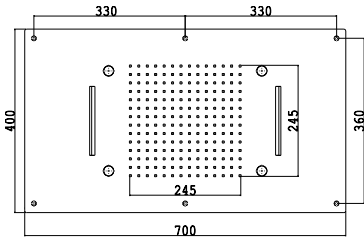


**ATTENZIONE!!!!**

Tutte le operazioni di installazione e manutenzione richiedono l'ausilio di NR. 2 OPERATORI SPECIALIZZATI

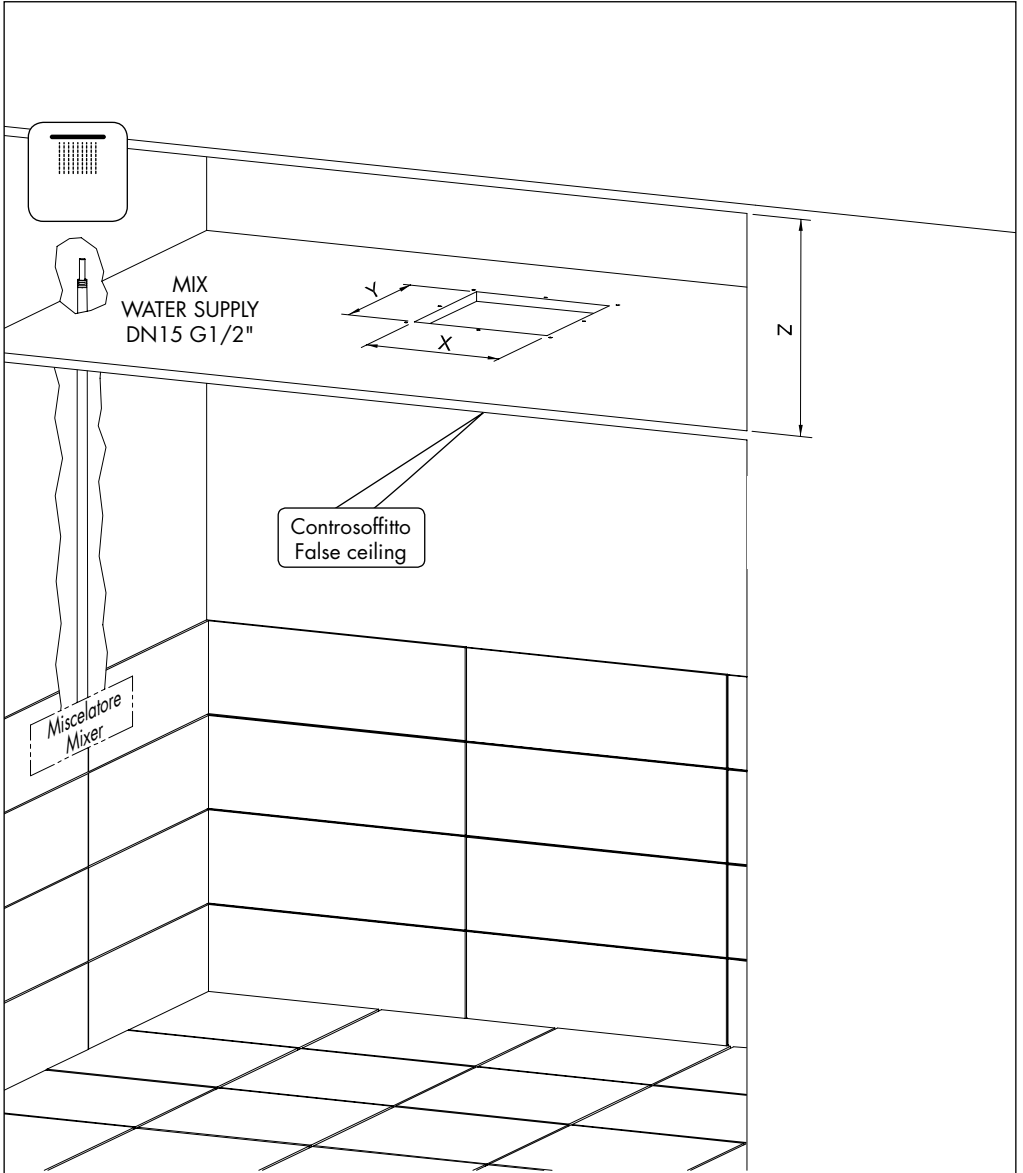
**WARNING!!!!**

All installation and maintenance operations require 2 QUALIFIED WORKER



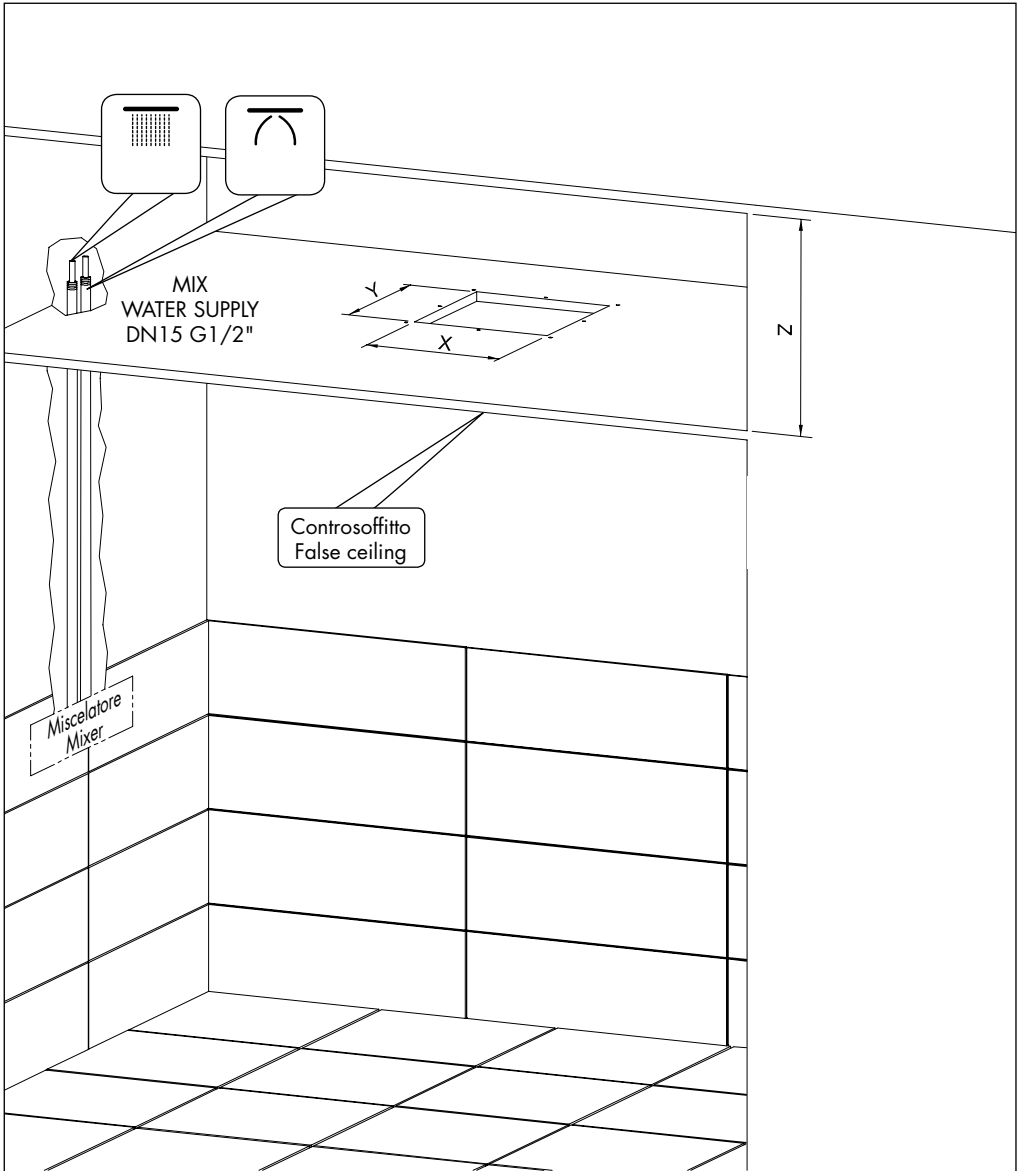


x = 660 mm.  
Y = 310 mm.  
z = min 160 mm. / max 700 mm.



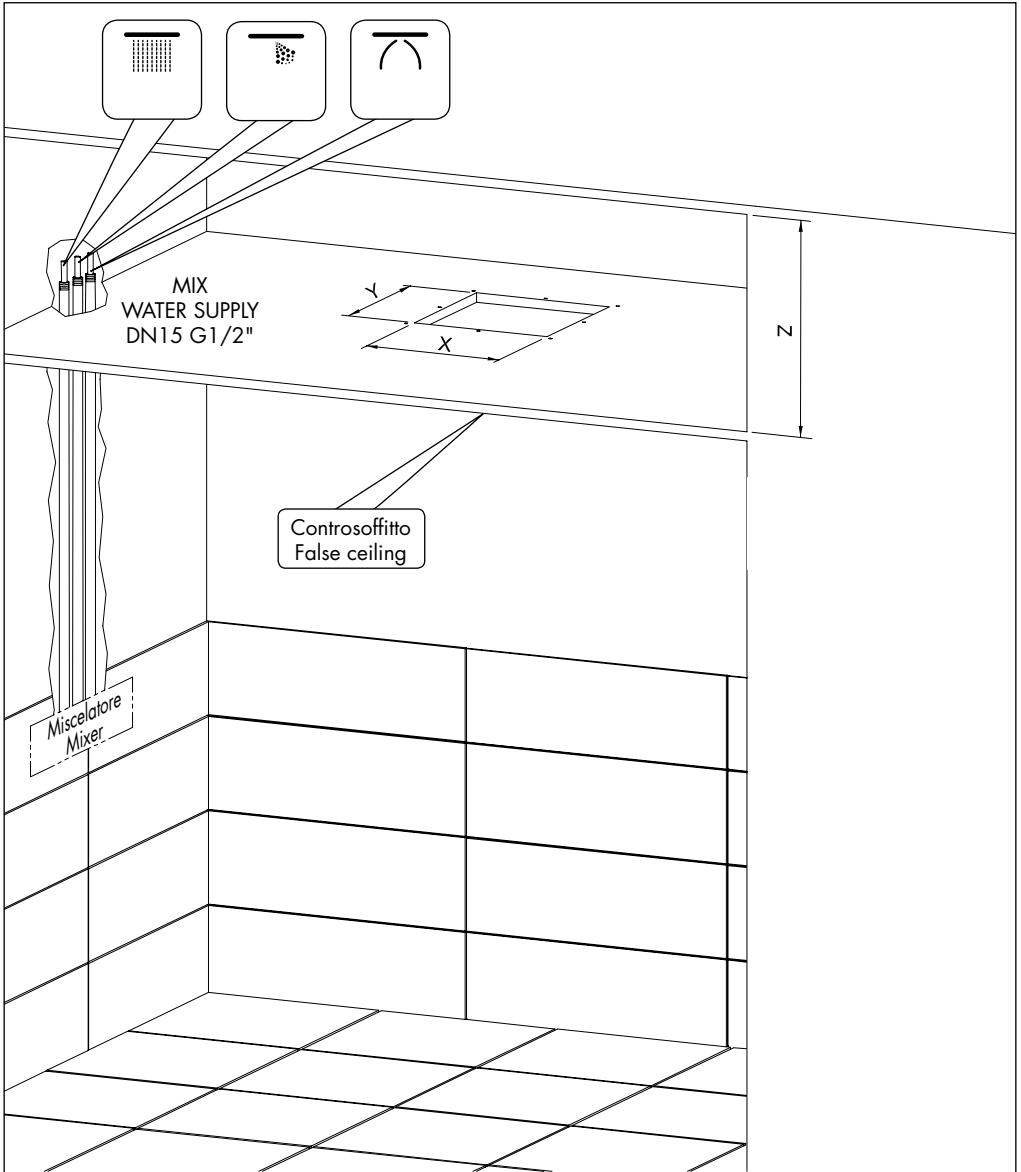


x = 660 mm.  
Y = 310 mm.  
z = min 160 mm. / max 700 mm.

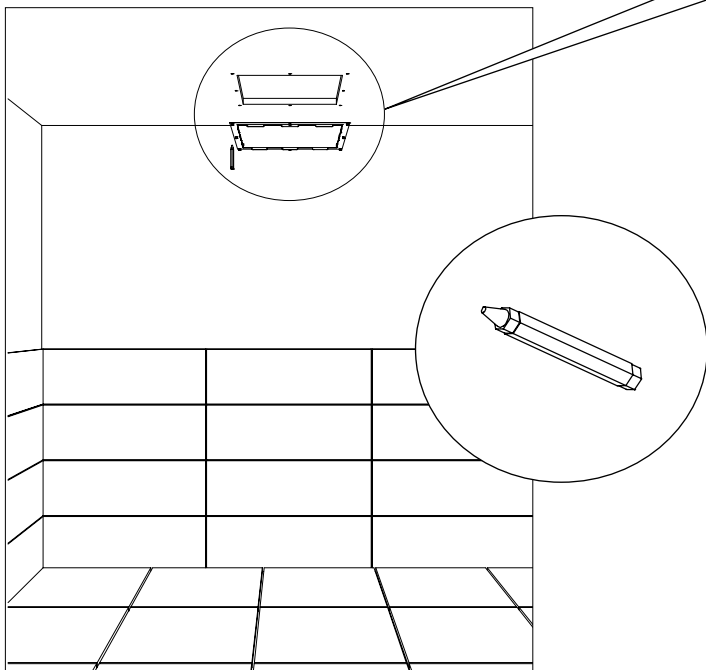
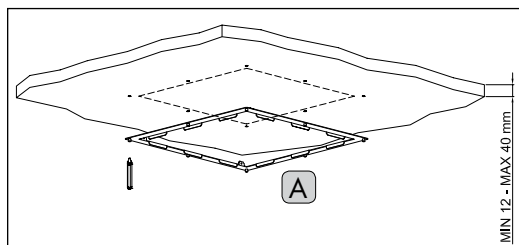




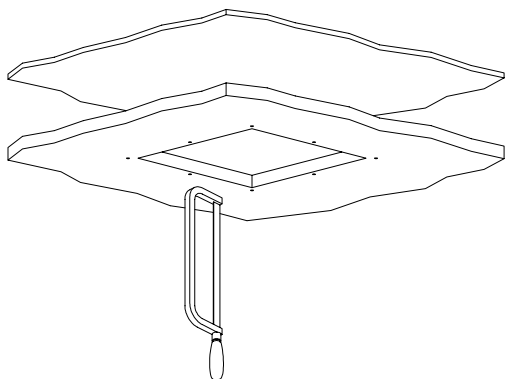
x = 660 mm.  
Y = 310 mm.  
z = min 160 mm. / max 700 mm.



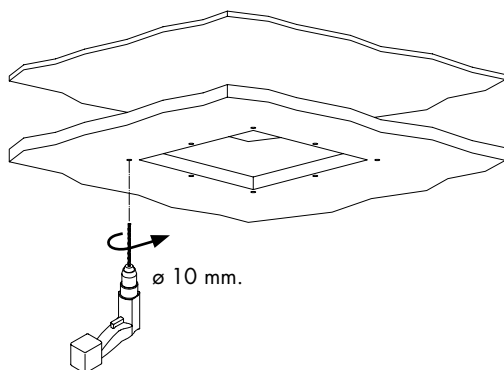
a



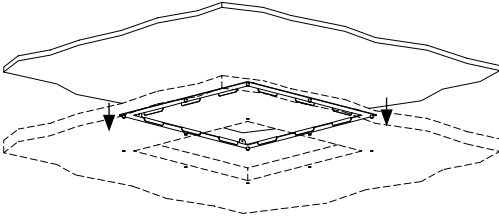
b



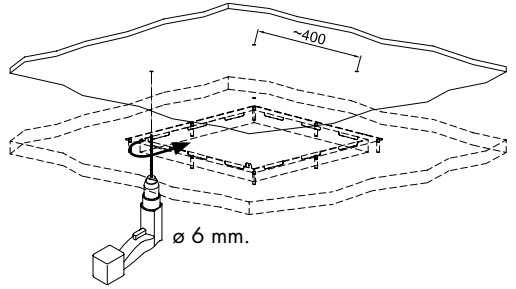
c



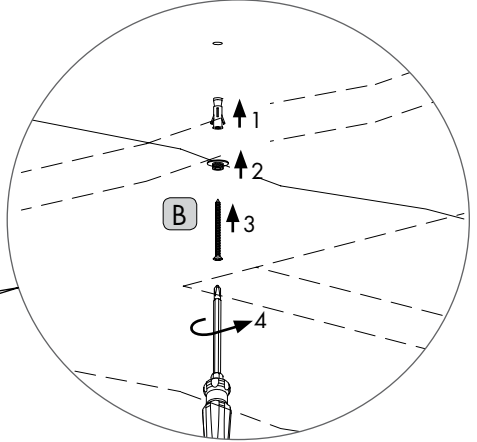
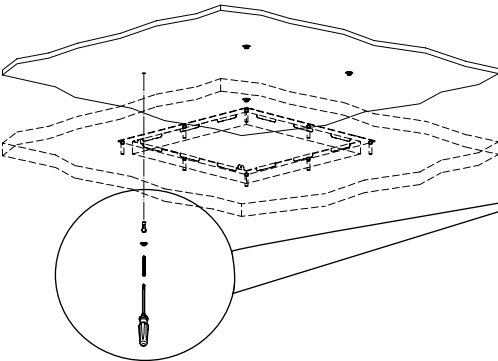
d



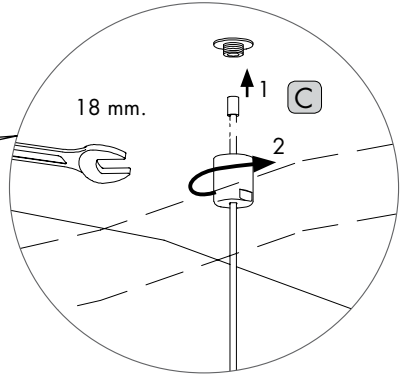
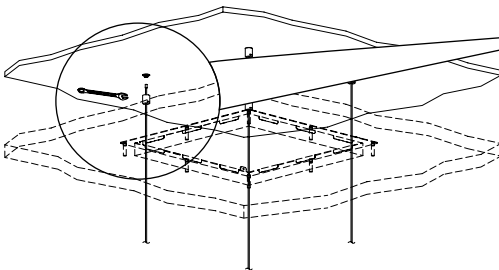
e



f

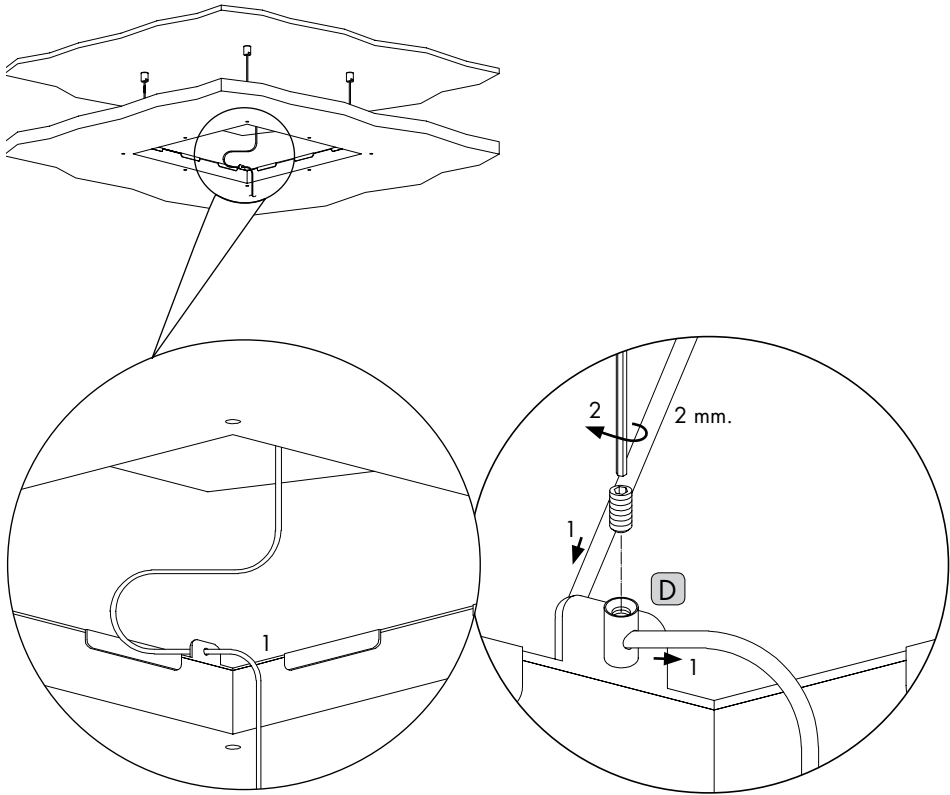


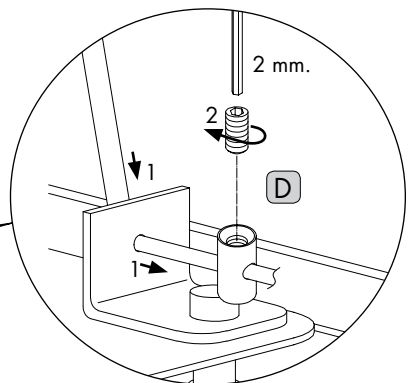
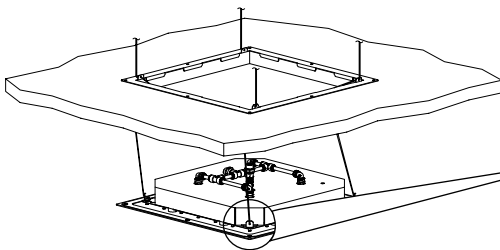

g





h

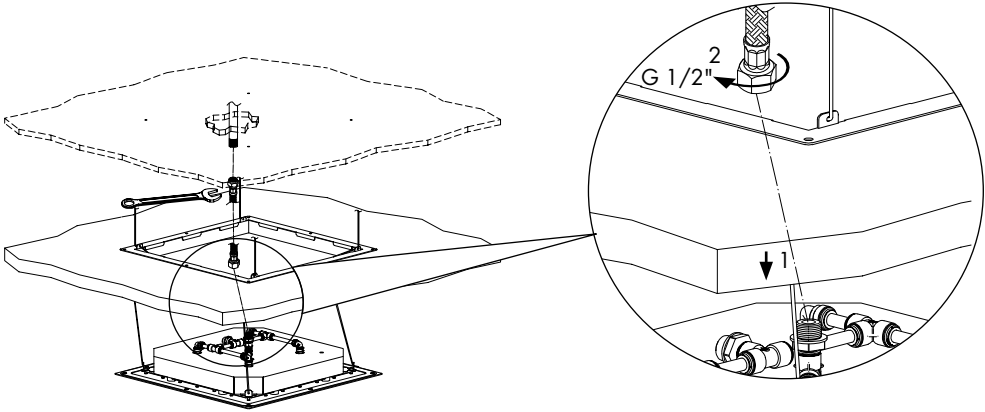




l



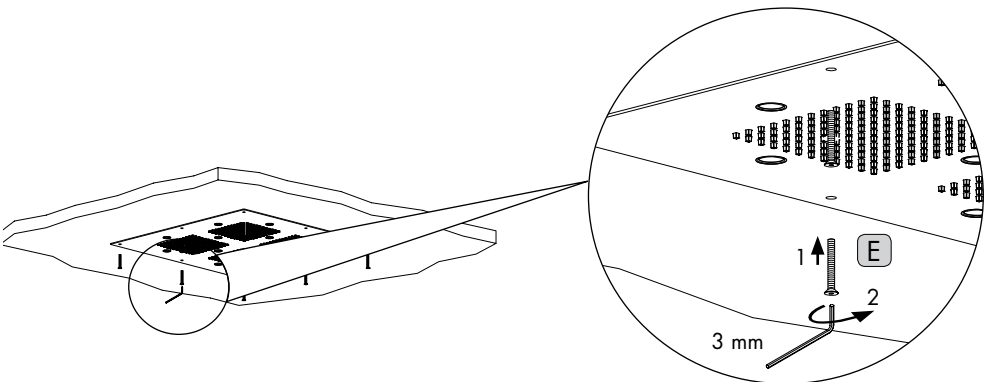
- Effettuare il collegamento idraulico in base alla tipologia di soffione (Ved. pag. 6/7)
- Make the connection to the hydraulic system according to the type showerhead. (see pag. 6/7)




m



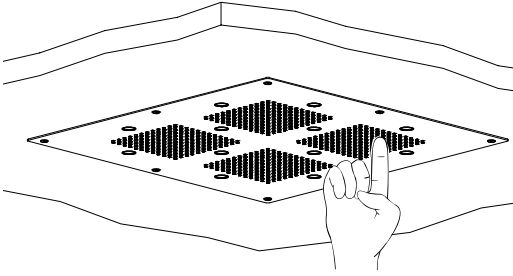
- Fissare il soffione al controsoffitto e serrare le viti come indicato nella figura M, prestando particolare attenzione a non rovinare la finitura.
- Install the showerhead to the false ceiling and tighten the screw as shown in the figure M, be carefully, not scratch the surface.



n



a



- Periodicamente pulire gli ugelli anticalcare come mostrato in figura "a"
- Periodically clean the nozzles to remove any lime scale as shown in Illustration "a"

Per preservare la qualità del prodotto si raccomanda di pulire le superfici in finitura esclusivamente con acqua e sapone neutro asciugandole con un panno morbido.

Non utilizzare detersivi o detersivi abrasivi o contenenti alcool, acidi, candeggina, cloro, solventi chimici, spugne abrasive, paglie metalliche, etc.

L'acqua contiene calcare in quantità variabili, il quale può depositarsi sulla superficie del prodotto formando macchie e depositi. E' possibile evitare la formazione di macchie di calcare pulendo ed asciugando il prodotto dopo ogni utilizzo.

Per evitare la formazione di calcare sugli ugelli strofinarli periodicamente con un panno umido.

In order to maintain the quality of products, surfaces must be cleaned exclusively using soapy water and dried with a soft cloth.

Never use detergents, powders or creams containing alcohol, acid, bleach, solvents, chemical agents, metal or abrasive sponges, etc.

Water contains limestone in variable quantity, which can remain on the surfaces leaving spots and forming deposits.

In order to avoid limestone deposits clean and dry the product immediately after use. It is possible to prevent limestone deposits on nozzles by regularly rubbing with a damp cloth.

### Dati tecnici generali per l'impianto idraulico

Pressione minima di esercizio: 1,5 bar

Pressione di esercizio: campo di impiego ottimale consigliato  
2,5 – 4 bar

Pressione massima di esercizio: 5 bar

(Per pressioni idrauliche superiori si consiglia l'utilizzo di un riduttore di pressione)

Temperatura massima di esercizio: 65 °C

I soffioni a parete sono dotati di limitatore di portata 12 lt/min.  
(ove possibile).

### Funzionamento minimo dei soffioni ad incasso:

Getto a pioggia: 16 lt/min. – 1,5 bar

Cascata singola: 10 lt/min. – 2 bar

Doppia cascata: 14 lt/min. – 2 bar

### Funzionamento ottimale dei soffioni ad incasso:

Getto a pioggia: 18 lt/min. – 2,5 bar

Cascata singola: 14 lt/min. – 2,5 bar

Doppia cascata: 17 lt/min. – 2,5 bar



### PROTEZIONE AMBIENTALE

I dispositivi elettrici ed elettronici non devono essere considerati rifiuti domestici. I consumatori sono obbligati dalla legge a restituire i dispositivi elettrici ed elettronici alla fine della loro vita utile ai punti di raccolta collettivi preposti per questo scopo o nei punti vendita.

### Technical information for the hydraulic system

Minimum operating pressure: 1,5 bar

Operating Pressure: Optimal recommended use 2.5- 4 bar

Maximum operating pressure: 5 bar

(for higher hydraulic pressure it is recommended a pressure reducer)

Maximum operating temperature: 65 °C

Wall mount shower heads are equipped with a 12 l/m flow rate reducer (where possible).

### Minimum supply required for false ceiling shower heads:

Rain function: 16 l/m – 1.5 bar

Cascade function: 10 l/m – 2 bar

Double cascade function: 14 l/m – 2 bar

### Optimal supply for false ceiling shower heads:

Rain function: 18 l/m – 2.5 bar

Cascade function: 14 l/m – 2.5 bar

Double cascade function: 17 l/m – 2.5 bar



### ENVIRONMENTAL PROTECTION

Electrical and electronic equipment is not to be treated as domestic refuse.

Consumers are obliged by law to dispose of no-longer useful electrical and electronic equipment at the appropriate collection or sales points.

A series of horizontal dashed lines for writing notes.

