
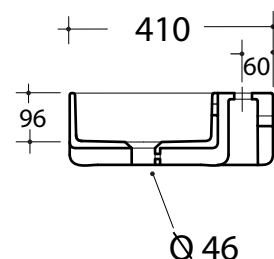
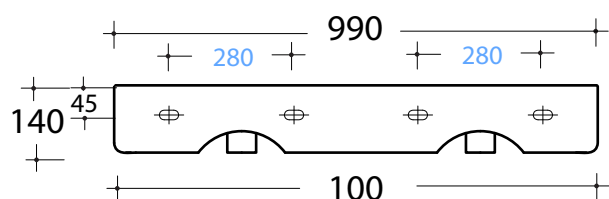
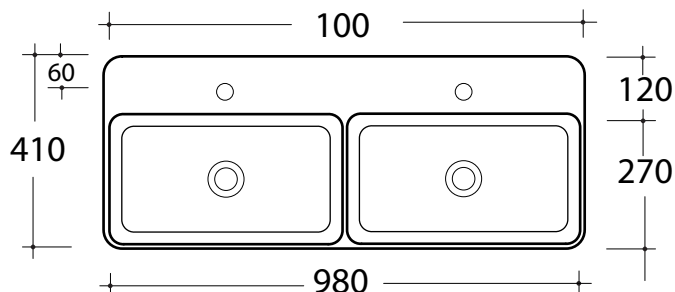


Art. **TRA4110101**



*Quota d'installazione consigliata
*Advised measure for installation

CARATTERISTICHE DEL PRODOTTO / PRODUCT FEATURES

-lavabo monoforo sospeso
- One hole Washbasin wall hung

Art. **TRA4110101**
Art. **TRA4110101**

MANUTENZIONE / MAINTENANCE

-pulire con acqua e sapone o altri prodotti adatti
-evitare prodotti abrasivi o aggressivi
-please clean with water and soap or other suitable products
-please avoid any aggressive or abrasive product

CONFEZIONE DEL PRODOTTO / PACKAGING PRODUCTS

-imballi in scatole di cartone 52x43x15
-imballo su bancale per pezzi multipli
-packaging in carton boxes 52x43x15
-packaging on pallets for multiple pieces

PRODOTTO
PRODUCT
lavabo/basin

MATERIALE
MATERIAL
fire-clay

TRATTAMENTO
TREATMENT
smaltato/glazed

COLORE / COLOR
bianco, bianco mat, nero, nero mat
white, mat white, black, blackmat

DESCRIZIONE / DESCRIPTION

lavabo - peso 25 Kg
basin - weight 25 Kg

CERTIFICAZIONI / CERTIFICATION

EN 14688

FISSAGGI / HARDWARE

inclusi/ included