

nepal  water
saving

Tech Collection



NEPAL è un soffione doccia molto performante, resistente e duraturo grazie alla sua struttura a 3 strati di acciaio saldati con tecnologia laser.

NEPAL is a high performance shower head, really strong thank you to 3 layers in stainless steel laser welding.

Caratteristiche - Characteristics



Getto Pioggia
Rain Jet




Ugelli in silicone
Silicon Nozzles



AISI
304 Acciaio Inox
Stainless Steel



Lavorazione Laser
Laser Working



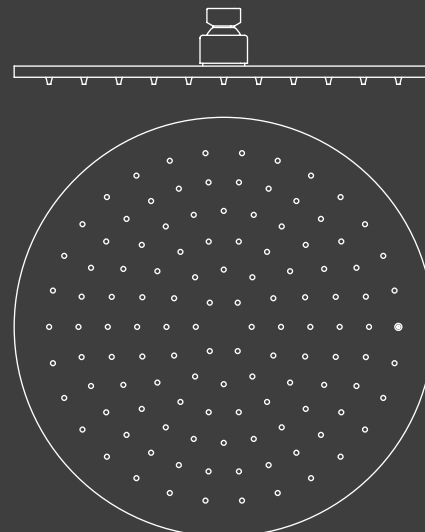
Caratteristiche - Characteristics

- Costruzione - Structure: 3 strati di acciaio inox saldato
3 layers of welded stainless steel
- Ugelli - Nozzles: Anticalcare in silicone
In silicon anti-scale
- Getto pioggia - Rain jet: Portata minima consigliata 14 l/min
Recommended water flow 14 l/min
- Preso acqua - Water inlet: 1/2 GAS Femmina - Female 1/2 GAS

Dettagli - Details

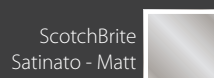
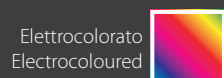
- 1. Coperchio Piatto
Flat Cover;
- 2. Soffione doccia a basso consumo d'acqua
Low Water flow rate shower head;
- 3. N°3 strati di acciaio inox saldato
N°3 layers of welded stainless steel;
- 4. Fissaggio soffione con snodo a sfera
Shower head fixing with ball joint

Disegni - Drawings



Modelli a pag. 18-19 - Models on p. 18-19

Finiture Speciali - Special Finish



Finitura Standard - Standard Finish

