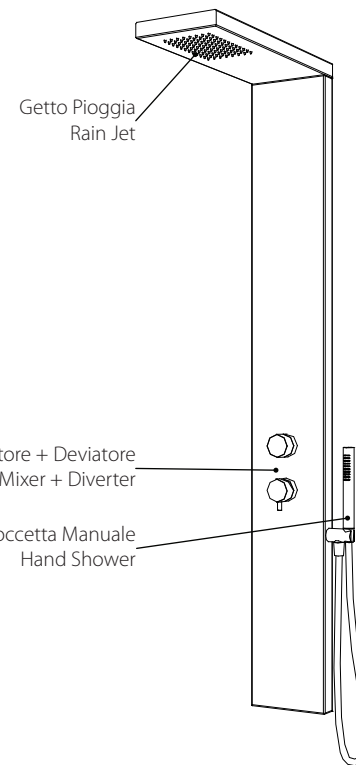
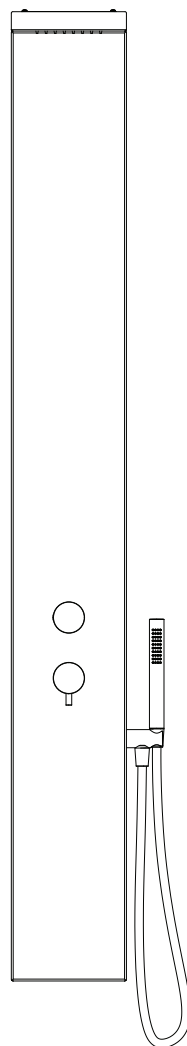
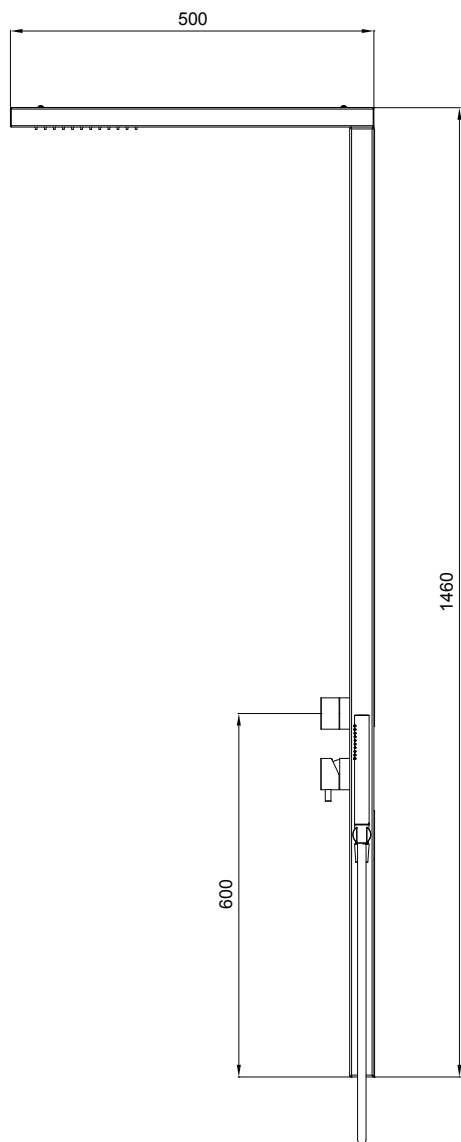


CARATTERISTICHE - CHARACTERISTICS

Costruzione - Structure:	Interamente in Acciaio Inox AISI 304 Entirely in Stainless Steel AISI 304
Peso - Weight:	15 kg a vuoto - 15 kg empty
Ugelli - Nozzles:	N° 96 anticalcare in silicone - n° 96 in silicon anti-scale
Getto pioggia - Rain jet:	Portata minima consigliata 14 l/min (con riduttore) Recommended flow 14 l/min (with reducer)
Getto cascata - Waterfall jet:	Portata minima consigliata 14 l/min (con riduttore) Recommended flow 14 l/min (with reducer)
Doccetta - Hand shower:	Portata minima consigliata 9 l/min (con riduttore) Recommended flow 9 l/min (with reducer)
Preso acqua - Water inlet:	2 x 1/2 GAS Femmina (Acqua Calda e Fredda) 2 x 1/2 GAS Female (Hot and Cold Water)

norvegia

cod. 501



Getto Pioggia
Rain Jet

Rubinetto Miscelatore + Deviatore
Faucet Mixer + Diverter

Doccetta Manuale
Hand Shower

CARATTERISTICHE - CHARACTERISTICS

Costruzione - Structure:	Interamente in Acciaio Inox AISI 304 Entirely in Stainless Steel AISI 304
Peso - Weight:	15 kg a vuoto - 15 kg empty
Ugelli - Nozzles:	N° 96 anticalcare in silicone - n° 96 in silicon anti-scale
Getto pioggia - Rain jet:	Portata minima consigliata 14 l/min (con riduttore) Recommended flow 14 l/min (with reducer)
Doccetta - Hand shower:	Portata minima consigliata 9 l/min (con riduttore) Recommended flow 9 l/min (with reducer)
Preso acqua - Water inlet:	2 x 1/2 GAS Femmina (Acqua Calda e Fredda) 2 x 1/2 GAS Female (Hot and Cold Water)

norvegia

cod. 502